

The precision in space.

Lighting for Projects
and Architecture

MAYTONI

Architectural 2026

Architectural 2026

The Precision in Space

Architecture begins with a clear idea, light makes it visible. The Precision in Space is our 2026 theme for the Architectural range, created for applications that demand accuracy and scalability. We shape light that guides lines, reveals materials, layers atmosphere. Not louder, more precise. Every component follows one simple question: how does space become a reliable, efficient experience?

What matters is the interplay. Architectural lighting as a system, logical, modular, consistent in light quality. Precision means every detail works and still opens options. Track systems as unobtrusive infrastructure, optics that direct light with intent, high colour fidelity and consistent glare control. This is how contours are drawn like with a pencil, from concept to operation.

Our design language is reduced and architectural, tactile in effect, technically dependable. Surfaces remain calm, technology is integrated, the space stays in focus. You feel it in planning and in use, ease of installation, modular logic, clear documentation. Modules click into place, accessories are intuitive, maintenance stays predictable. On site every minute counts, in operation every lumen per watt. With finely tuned optics and controls, zones, sightlines and vertical hierarchies emerge. Systems grow with requirements and scale. They are scalable and consistent. Developed in Germany is our mindset, precise engineering, robust results. Fewer compromises, more control – so budgets, timelines and quality goals can be met.

The Precision in Space is a promise to professional partners. We provide the tools, you define the spaces. Clear in selection, precise in performance, efficient in operation. Together we create light infrastructures that endure and simply work.

Connect with your Maytoni Sales Manager to explore the new track luminaires, optics and controls. We support you from early planning to commissioning, including training and after-sales service.







Index

02 Editorial

08 Contents: lamps by type

22 Lighting systems

22 Holity – modular magnetic system

32 Tenity – 10mm magnetic track system

52 Exility – smart magnetic track system

120 Flarity – magnetic modular track system

152 Radity – ultra slim magnetic track system

170 Unity – single-phase track system

222 Trinity – three-phase track system

234 Downlights

326 Ceiling luminaires

392 Smart home

400 Alphabetical index

406 Explication

● Interior

Lighting for Homes and Interiors

Our Interior range brings a layered selection of luminaires designed to shape atmosphere with clarity and ease. Calm silhouettes, balanced proportions and tactile finishes create a coherent language across rooms and styles. Core categories include Chandeliers, Pendant Lamps, Ceiling Lamps, Wall Lamps, Floor Lamps and Table Lamps, complemented by Backlights and selected Accessories for a seamless finish. From soft ambient light to defined accents, pieces can be combined to compose scenes that feel natural and refined. Each product is intentional, versatile and simple to integrate, so assortments stay clear and projects remain effortless. The result is light that elevates daily rituals, reveals materials and lets spaces breathe.



● Outdoor

Lighting for Gardens, Terraces and Pathways


Outdoor lighting extends the Maytoni experience beyond the threshold. Durable materials, weather-ready construction and consistent light quality ensure a reliable presence in changing conditions. Subtle forms, controlled glare and precise optics define paths, frame greenery and welcome guests without overpowering the setting. Collections are conceived to complement Interior families, so transitions from inside to outside feel seamless. The focus is on atmosphere, orientation and long-lasting performance.



● Architectural

Lighting for Projects and Architecture

Our Architectural portfolio provides system-driven solutions for professional environments. Logical, modular components, consistent colour rendering and effective glare control enable clear planning and confident execution. Track luminaires, downlights and controls work together as unobtrusive infrastructure, shaping zones, sightlines and vertical emphasis. Installation is straightforward, documentation is clear, maintenance is predictable. For detailed insights, explore our dedicated Architectural catalogue, "The Precision in Space", which presents the full range of tools and systems for shaping space with control and consistency.





STUDIO

A CURATED DESIGN COLLECTION
BY MAYTONI



















Studio Collection

New voices in light








The Studio Collection expands our Interior range with a clear mission, to reach new audiences and develop progressive, original designs with emerging designers from Germany and across Europe. It is a platform for new perspectives, where material, proportion and atmosphere come together. We start with Table Luminaires. Portable or plugged, petite or sculptural, each piece shapes intimate zones, highlights textures and adds warmth to daily rituals. Calm silhouettes, precise details, a distinct character. Every lamp stands on its own, yet feels part of a coherent narrative.

Personality matters. In Studio, the designer's voice and standards are part of the process, informing decisions from concept to finish. We are excited to begin with our first designers, and we will continue to grow the collection across further categories, guided by clarity, versatility and a human-centred approach to light. Explore the first Studio Table Lamps and curate your selection. **Contact your Maytoni Sales Manager to find the right designs for your assortment.**

Holity – modular magnetic system







| LED | | | | | | | | | | |
|--|--|-----------|--|-----------|--|-----------|---|-----------|---|-----------|
| M | FOCUS LED | 24 | FOCUS LED | 25 | FOCUS LED | 26 | POINTS | 27 | MELI | 29 |
|  |  | |  | |  | |  | |  | |
| |  | |  | |  | |  | |  | |
| WW | BASIS | 28 | LUNA | 30 | ACCESSORIES | 31 | | | | |
|  |  | |  | |  | | | | | |
| |  | |  | |  | | | | | |





Tenity – 10 mm magnetic track system

| MOUNTING | | | | | | | | | | |
|--|---|-----------|---|-----------|---|-----------|--|--|--|--|
|  | TRACK | 34 | ACCESSORIES | 34 | POWER SUPPLIES | 38 | | | | |
| |  | |  | |  | | | | | |
| |  | |  | |  | | | | | |

LED










| | | | | | | |
|--|---|-----------|---|-----------|---|-----------|
| M | FOCUS LED | 41 | ALFA | 42 | ALFA | 43 |
|  |  | |  | |  | |

| | | | | | | | | | |
|--|---|-----------|---|---|-----------|---|-----------|---|-----------|
| W | COSMO | 48 | WW | BASIS | 40 | BIANCA | 45 | KEILA | 49 |
|  |  | |  |  | |  | |  | |










| | | | | | | |
|--|--|-----------|--|-----------|--|-----------|
| WW | BUBBLE | 44 | CALIPSO | 50 | BIANCA | 51 |
|  |  | |  | |  | |

Exility – smart magnetic track system










MOUNTING










| | | | | | | | | |
|--|---|-----------|---|-----------|---|-----------|---|-----------|
|  | TRACK | 54 | ACCESSORIES | 54 | CONNECTORS | 62 | POWER SUPPLIES | 64 |
| |  | |  | |  | |  | |
| |  | |  | |  | |  | |












LED

| | | | | | |
|--|--|--|--|--|----------------|
| S | FOCUS LED 84 | GALA 94 | POINTS S 115 | M | ALFA 68 |
|  |   |   |   |   | |

| | | | | | |
|--|--|--|--|--|--|
| M | ALFA S 69 | ARTISAN 70 | ELTI 80 | ELTI DUO 82 | FOCUS LED 84 |
|  |   |   |   |   |   |

| | | | | |
|--|---|---|---|---|
| M | FOCUS LED 92 | FOCUS T 93 | POINTS 112 | POINT ROT 114 |
|  |   |   |   |   |

| | | | | | |
|--|--|--|--|--|-----------------|
| W | LENS 96 | WW | BASIS 72 | BASIS 76 | BASIS 77 |
|  |   |   |   |   | |

| | | | | | |
|--|--|--|--|--|--|
| WW | BASIS ROT 78 | OUTLINE 104 | PARETE 106 | PLATO 108 | RELAX 116 |
|  |   |   |   |   |   |

| | | | | | | | | | |
|-----------|-------------|------------|----------|-------------|-----------|-------------|------------|-------------|------------|
| WW | RADO | 118 | F | LARC | 98 | LUNA | 102 | LUNA | 103 |
| | | | | | | | | | |
| | | | | | | | | | |

Flarity – magnetic modular track system

MOUNTING

| | | | | | | |
|--|--------------|------------|--------------------|------------|-----------------------|------------|
| | TRACK | 122 | ACCESSORIES | 124 | POWER SUPPLIES | 134 |
| | | | | | | |
| | | | | | | |

LED



| | | | | | | | | | |
|----------|---------------|------------|----------|------------------|------------|------------------|------------|-------------|------------|
| M | POINTS | 142 | W | FOCUS LED | 136 | FOCUS LED | 136 | SKIM | 138 |
| | | | | | | | | | |
| | | | | | | | | | |

| | | | | | | | | | | |
|-----------|--------------|------------|---------------|------------|-------------|------------|--------------|------------|---------------|------------|
| WW | BASIS | 140 | BUBBLE | 144 | LUNA | 146 | KEILA | 147 | BIANCA | 148 |
| | | | | | | | | | | |
| | | | | | | | | | | |


| | | | | | | | |
|--|---|------------|---|------------|---|---|------------|
| WW | PLATO | 150 | PLATO | 152 | F | ZERO | 154 |
|  |  | |  | |  |  | |
| |  | |  | | |  | |

Radity – ultra slim magnetic track system

MOUNTING

| | | | | | | |
|--|--|------------|--|------------|---|------------|
|  | TRACK | 158 | ACCESSORIES | 160 | POWER SUPPLIES | 162 |
| |  | |  | |  | |
| |  | |  | |  | |

LED

| | | | | | | | | | | |
|--|---|------------|---|------------|--|---|---|---|---|------------|
| M | FOCUS LED | 168 | POINTS | 169 | W | BASIS GRIG | 167 | WW | BASIS | 166 |
|  |  | |  | |  |  | |  |  | |
| |  | |  | |  | |  | | | |

Unity – single-phase track system

MOUNTING



TRACK 172



ACCESSORIES 174



BASE

GU10



ARTISAN 180



CALIPSO 181



FOCUS 184



FOCUS S 190



LIPARI 194



VIRAR 211



FOCUS MINI 212



FOCUS MINI 213



ELTI 214



FOCUS DESIGN 216



BASE



























GX53



POLAR 202








LED

| | | | | | |
|--|--|--|--|--|--|
| S-M | FOCUS ZOOM 192 | S | VUORO 204 | YIN 208 | |
|  |  |  |  |  | |
| |  | |  |  | |
| M | POINTS ROT 200 | FOCUS DUAL 186 | FOCUS LED 188 | | |
|  |  |  |  | | |
| |  |  |  | | |
| WW | BASIS ROT 182 | ONDA 196 | ZON 210 | ORLO 218 | RIM 220 |
|  |  |  |  |  |  |
| |  |  |  |  |  |

Trinity – three-phase track system

MOUNTING

| | | |
|--|---|---|
|  | TRACK 224 | ACCESSORIES 226 |
| |  |  |
| |  |  |

BASE

GU10 FOCUS 228



LED

S-M CALIPSO 232 VUORO PRO 233



M VUORO 230














































Downlights

BASE






GU10 ATOM 250 ATOM 250 ATOM 252 ATOM 252 ATOM 253



BASE







| | | | | | |
|---|---|---|--|---|---|
| GU10  | DOT 254   | DOT 254   | DOT 255   | DOT 255   | DOT 256   |
| | METAL MODERN 264   | METAL MODERN 264   | REIF 280   | REIF 281   | SHARE 288   |
| | SHARE 289   | SHARE 290   | LIPARI 291   | SLIM 292   | SLIM 293   |
| | STARK 294   | STARK 294   | YIN 302   | ZOOM 304   | ZOOM 305   |
| | ZOOM 305   | | | | |

BASE


| | | | | |
|--|---|---|---|---|
| GX53 | HOOP 250 | HOOP 251 | HOOP 252 | ORLO 277 |
|  |  |  |  |  |



LED

| | | | | | |
|--|---|---|---|---|---|
| S | HIDDEN 258 | HIDDEN 259 | METAL MODERN 265 | METAL MODERN 265 | MINOR 266 |
|  |  |  |  |  |  |



| | |
|-------------------|---|
| MAGNUM 263 |  |
|-------------------|---|



| | |
|----------|---|
| M |  |
|----------|---|

| | |
|----------------|---|
| DIP 236 |  |
|----------------|---|







| | |
|----------------|---|
| DIP 237 |  |
|----------------|---|



| | |
|---------------------|---|
| ALFA LED 244 |  |
|---------------------|---|



| | | | |
|--|---|---|---|
| M | ALFA LED 246 | ALFA LED 248 | WISE 298 |
|  |  |  |  |



| | | | | | |
|--|---|---|---|---|---|
| W | LENS 242 | ROUND 282 | ROUND 286 | YIN 303 | ZOOM 308 |
|  |  |  |  |  |  |



LED

| | | | | | | | | | | |
|--|---|---|---|---|---|---|---|---|---|---|
| WW | OKNO | 268 | OKNO | 272 | ONDA | 276 | PHANTON | 278 | PHANTON | 279 |
|  |  |  |  |  |  |  |  |  |  |  |

STOCKTON 296












Recessed spots

BASE










































| | | | | | | | | |
|--|---|---|---|---|---|---|---|---|
| GU10 | ARTISAN | 312 | CALIPSO | 314 | FOCUS S | 324 | FOCUS | 322 |
|  |  |  |  |  |  |  |  |  |


LED

| | | | | | | | | |
|--|---|---|---|---|---|---|---|---|
| M | FOCUS LED | 316 | FOCUS T | 318 | FOCUS T | 320 | FOCUS T | 322 |
|  |  |  |  |  |  |  |  |  |

Ceiling luminaires

BASE

| | | | | | |
|---|--|--|--|--|---|
| GU10  | ARTISAN 328  | ARTISAN 329  | ATOM 330  | ATOM 331  | CALIPSO 332  |
| |  |  |  |  |  |
| | CALIPSO 334  | ELTI 335  | ELTI 335  | FOCUS 338  | FOCUS 340  |
| |  |  |  |  |  |
| | FOCUS S 346  | FOCUS S 346  | FOCUS S 348  | FOCUS S 349  | LIPARI 358  |
| |  |  |  |  |  |
| | SLIM 366  | SLIM 366  | SLIM 367  | SLIM 367  | ZOOM 381  |
| |  |  |  |  |  |

| | | | | | | |
|--|---|---|---|---|---|---|
| GU10 | ZOOM | 380 | ZOOM | 381 | FOCUS DESIGN | 389 |
|  |  |  |  |  |  |  |

| | | | | | | | | |
|--|---|---|---|---|---|---|---|---|
| GX53 | HOOP | 356 | HOOP | 356 | PAULINE | 362 | POLAR | 364 |
|  |  |  |  |  |  |  |  |  |

| | | | | | | | | |
|--|---|--|---|---|--|--|--|--|
| LED | | | | | | | | |
| S-M | FOCUS ZOOM | 354 | S | YIN | 370 | | | |
|  |  |  |  |  |  | | | |

| | | | | | | | | | | |
|--|---|---|---|---|---|---|---|---|---|---|
| M | DAFNE | 336 | FOCUS LED | 342 | FOCUS LED | 344 | FOCUS T | 350 | FOCUS T | 351 |
|  |  |  |  |  |  |  |  |  |  |  |

| | | | | | | | |
|---|---|---|---|---|---|---|---|
| FOCUS T | 352 | ALFA LED | 386 | ALFA LED | 387 | ALFA LED | 388 |
|  |  |  |  |  |  |  |  |

W **LENS** **382** **LENS** **382**



WW **HYDRA** **357** **ONDA** **360** **VEGA** **363** **PLANET** **368** **ZON** **372**



PLANET **368**



ZON **372**



ORLO **390**



Smart home

MAYTONI SMART HUB **395**



REMOTES **396**



POWER SUPPLIES DALI **397**



POWER SUPPLIES TRIAC **399**





**FOCUS LED
POINTS**

24
27

**BASIS
MEIL**

28
29

**LUNA
ACCESSORIES**

30
31



POINTS

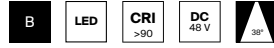
C153CL-12W3K-B

Focus LED

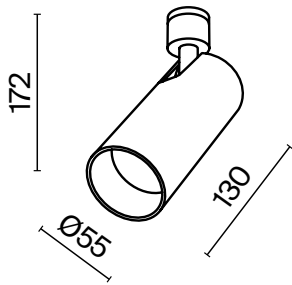
Read more
on the website



^{EN} Powerful adjustable spotlight for precise accent lighting within the Holity magnetic system; 3-second, tool-free swap, safe 48 V, trimless/recessed/surface options (3000 K, 13 W).
^{DE} Leistungsstarker, verstellbarer Strahler für präzise Akzente im Holity-Magnetsystem; werkzeugloser 3-Sekunden-Tausch, sichere 48 V, randlos/Einbau/Aufbau (3000 K, 13 W).
^{IT} Proiettore regolabile ad alte prestazioni per accenti precisi nel sistema magnetico Holity; sostituzione in 3 secondi senza attrezzi, 48 V sicuri, trimless/incasso/superficie (3000 K, 13 W).
^{FR} Projecteur réglable performant pour accents précis dans le système magnétique Holity; remplacement en 3 secondes sans outils, 48 V sûrs, sans rebord/encastré/saillie (3000 K, 13 W).



LEDS CREE



| CCT | COLOR | ARTICLE | MAX W LAMPS | LIGHT FLUX | DIMMABLE | IP |
|---------------|-------|----------------|-------------|------------|----------|-------|
| 3K WARM WHITE | BLACK | C150CL-13W3K-B | 13 W | 950 LM | NO | IP 20 |

Focus LED

Read more
on the website

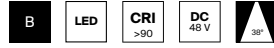


EN Powerful adjustable spotlight for precise accent lighting within the Holity magnetic system; 3-second, tool-free swap, safe 48 V, trimless/recessed/surface options (3000 K, 13 W).

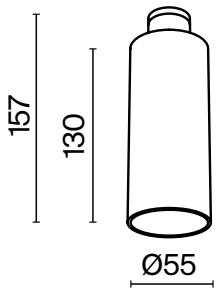
DE Leistungsstarker, verstellbarer Strahler für präzise Akzente im Holity-Magnetsystem; werkzeugloser 3-Sekunden-Tausch, sichere 48 V, randlos/Einbau/Aufbau (3000 K, 13 W).

IT Proiettore regolabile ad alte prestazioni per accenti precisi nel sistema magnetico Holity; sostituzione in 3 secondi senza attrezzi, 48 V sicuri, trimless/incasso/superficie (3000 K, 13 W).

FR Projecteur réglable performant pour accents précis dans le système magnétique Holity; remplacement en 3 secondes sans outils, 48 V sûrs, sans rebord/encasté/saillie (3000 K, 13 W).



LEDS CREE



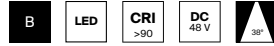
| CCT | COLOR | ARTICLE | MAX W LAMPS | LIGHT FLUX | DIMMABLE | IP |
|---------------|-------|----------------|-------------|------------|----------|-------|
| 3K WARM WHITE | BLACK | C151CL-13W3K-B | 13 W | 960 LM | NO | IP 20 |

Focus LED

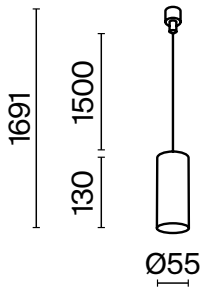
Read more
on the website



^{EN} Powerful adjustable spotlight for precise accent lighting within the Holity magnetic system; 3-second, tool-free swap, safe 48 V, trimless/recessed/surface options (3000 K, 13 W).
^{DE} Leistungsstarker, verstellbarer Strahler für präzise Akzente im Holity-Magnetsystem; werkzeugloser 3-Sekunden-Tausch, sichere 48 V, randlos/Einbau/Aufbau (3000 K, 13 W).
^{IT} Proiettore regolabile ad alte prestazioni per accenti precisi nel sistema magnetico Holity; sostituzione in 3 secondi senza attrezzi, 48 V sicuri, trimless/incasso/superficie (3000 K, 13 W).
^{FR} Projecteur réglable performant pour accents précis dans le système magnétique Holity; remplacement en 3 secondes sans outils, 48 V sûrs, sans rebord/encasté/saillie (3000 K, 13 W).



LEDS CREE

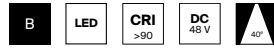


| CCT | COLOR | ARTICLE | MAX W LAMPS | LIGHT FLUX | DIMMABLE | IP |
|---------------|-------|----------------|-------------|------------|----------|-------|
| 3K WARM WHITE | BLACK | C152PL-13W3K-B | 13 W | 960 LM | NO | IP 20 |

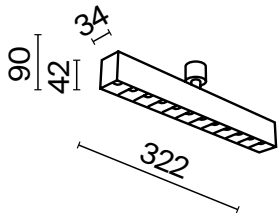
Points

EN Minimal spotlight for discreet, effective accents in the Holity magnetic system; 3-second, tool-free swap, safe 48 V, trimless/recessed/surface (3000 K, 13 W).
 DE Minimalistischer Strahler für dezente, wirkungsvolle Akzente im Holity-Magnetsystem; 3-Sekunden-Tausch ohne Werkzeug, 48 V, randlos/Einbau/Aufbau (3000 K, 13 W).
 IT Spotlight minimal per accenti discreti ed efficaci nel sistema Holity; sostituzione in 3 secondi senza attrezzi, 48 V, trimless/incasso/superficie (3000 K, 13 W).
 FR Spot minimal pour accents discrets et efficaces dans le système Holity; remplacement en 3 secondes sans outils, 48 V, sans rebord/encastré/saillie (3000 K, 13 W).

Read more on the website



LEDS OSRAM3030



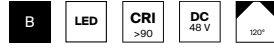
| CCT | COLOR | ARTICLE | MAX W LAMPS | LIGHT FLUX | DIMMABLE | IP |
|---------------|-------|----------------|-------------|------------|----------|-------|
| 3K WARM WHITE | BLACK | C153CL-13W3K-B | 13 W | 990 LM | NO | IP 20 |

Basis

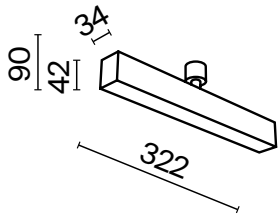
Read more
on the website



^{EN} Reliable luminaire for uniform general lighting in the Holity magnetic system; 3-second, tool-free swap, safe 48 V, trimless/recessed/surface (3000 K, 13 W).
^{DE} Zuverlässige Leuchte für gleichmäßige Allgemeinbeleuchtung im Holity-Magnetsystem; 3-Sekunden-Tausch ohne Werkzeug, 48 V, randlos/Einbau/Aufbau (3000 K, 13 W).
^{IT} Apparecchio affidabile per illuminazione generale uniforme nel sistema Holity; sostituzione in 3 secondi, 48 V, trimless/incasso/superficie (3000 K, 13 W).
^{FR} Luminaire fiable pour éclairage général homogène dans le système Holity; remplacement en 3 secondes, 48 V, sans rebord/encasté/saillie (3000 K, 13 W).



LEDS OSRAM 2835



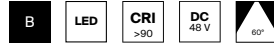
| CCT | COLOR | ARTICLE | MAX W LAMPS | LIGHT FLUX | DIMMABLE | IP |
|---------------|-------|----------------|-------------|------------|----------|-------|
| 3K WARM WHITE | BLACK | C154CL-13W3K-B | 13 W | 560 LM | NO | IP 20 |

Meli

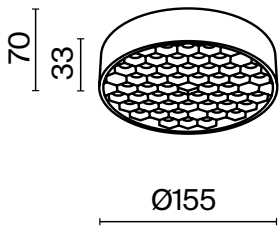
Read more
on the website



EN Modern luminaire delivering soft, comfortable light in the Holity system; 3-second, tool-free swap, 48 V, trimless/recessed/surface (3000 K, 11 W).
DE Moderne Leuchte mit weichem, komfortablem Licht im Holity-System; werkzeugloser 3-Sekunden-Tausch, 48 V, randlos/Einbau/Aufbau (3000 K, 11 W).
IT Apparecchio moderno con luce morbida e confortevole nel sistema Holity; sostituzione in 3 secondi, 48 V, trimless/incasso/superficie (3000 K, 11 W).
FR Luminaire moderne à lumière douce et confortable dans le système Holity; remplacement en 3 secondes, 48 V, sans rebord/encasté/saillie (3000 K, 11 W).



LEDS OSRAM 2835



| CCT | COLOR | ARTICLE | MAX W LAMPS | LIGHT FLUX | DIMMABLE | IP |
|---------------|-------|----------------|-------------|------------|----------|-------|
| 3K WARM WHITE | BLACK | C155CL-11W3K-B | 11 W | 810 LM | NO | IP 20 |

Luna

Read more
on the website

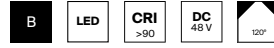


^{EN} Glass pendant in the Holity system offering a soft, glowing atmosphere; 3-second swap, 48 V, trimless/recessed/surface (3000 K, 10 W, 1.5 m cable).

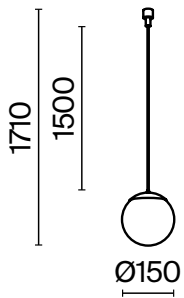
^{DE} Glas-Pendelleuchte im Holity-System für eine sanfte, leuchtende Atmosphäre; 3-Sekunden-Tausch, 48 V, randlos/Einbau/Aufbau (3000 K, 10 W, 1,5 m Kabel).

^{IT} Sospensione in vetro nel sistema Holity con atmosfera morbida e luminosa; sostituzione in 3 secondi, 48 V, trimless/incasso/superficie (3000 K, 10 W, cavo 1,5 m).

^{FR} Suspension en verre du système Holity pour une ambiance douce et lumineuse; remplacement en 3 secondes, 48 V, sans rebord/encasté/saillie (3000 K, 10 W, câble 1,5 m).



LEDS OSRAM 2835



| CCT | COLOR | ARTICLE | MAX W LAMPS | LIGHT FLUX | DIMMABLE | IP |
|---------------|-------|----------------|-------------|------------|----------|-------|
| 3K WARM WHITE | BLACK | C156PL-10W3K-B | 12 W | 935 LM | NO | IP 20 |

Accessories for Hosity



Read more on the website



| SYSTEM ELEMENT | COLOR | ARTICLE |
|----------------------------------|---------|----------------|
| FORMWORK WITHOUT DECORATIVE TRIM | ■ BLACK | CA050-TRS-FW-B |

Seamless integration with a refined decorative edge. Adds elegance and precision to the installation while preserving the minimalist look of the system.



| SYSTEM ELEMENT | COLOR | ARTICLE |
|----------------------|---------|-------------|
| CEILING MOUNTING BOX | ■ BLACK | CA050-CCS-B |

A practical solution for clean ceiling integration. Ensures reliable mounting and a flawless aesthetic in any installation type.



| SYSTEM ELEMENT | COLOR | ARTICLE |
|-------------------------------|---------|-----------|
| FORMWORK WITH DECORATIVE TRIM | ■ BLACK | CA050-TFW |

Pure minimalism – hidden installation without visible borders. Perfect for interiors where lighting should remain invisible, yet functional.



| SYSTEM ELEMENT | COLOR | ARTICLE |
|--------------------|---------|-------------|
| DECORATIVE END CAP | ■ BLACK | CA050-DEC-B |

Flexible accessory for instant fixture placement. Secure magnetic mounting with automatic power connection – fast, safe, and adaptable.




| SYSTEM ELEMENT | COLOR | ARTICLE |
|-----------------|---------|-------------|
| MAGNETIC HOLDER | ■ BLACK | CA050-GMH-B |

Flexible accessory for instant fixture placement. Secure magnetic mounting with automatic power connection – fast, safe, and adaptable.



| | | | | | |
|------------------|----|---------------|----|----------------|----|
| BASIS | 40 | BUBBLE | 44 | KEILA | 49 |
| FOCUS LED | 41 | BIANCA | 45 | CALIPSO | 50 |
| ALFA | 42 | COSMO | 48 | BIANCA | 51 |




COSMO
TR248-5W2.7-6K-B-DE

Elements for surface mounting



Read more on the website

| SYSTEM ELEMENT | COLOR | ARTICLE |
|--------------------------|---------|--------------|
| SURFACE CORNER CONNECTOR | ■ BLACK | TRA239CL-41B |



| SYSTEM ELEMENT | COLOR | ARTICLE |
|---------------------|---------|---------------|
| SURFACE T-CONNECTOR | ■ BLACK | TRA239CL-41B1 |




| | | |
|----------|---------|--------------|
| END CAPS | ■ BLACK | TRA239EC-41B |
|----------|---------|--------------|



| SYSTEM ELEMENT | COLOR | ARTICLE | SIZE |
|----------------|---------|-------------|-------------------|
| TRACK | ■ BLACK | TRX239-411B | H50 X W19 X L1000 |
| | ■ BLACK | TRX239-412B | H50 X W19 X L2000 |





Elements for recessed mounting



Read more on the website


| SYSTEM ELEMENT | COLOR | ARTICLE |
|----------------|-------|---------|
|----------------|-------|---------|

| | | |
|---------------------------|---------|------------------|
| RECESSED CORNER CONNECTOR | ■ BLACK | TRA239CLS-42.12B |
|---------------------------|---------|------------------|



| SYSTEM ELEMENT | COLOR | ARTICLE |
|----------------|-------|---------|
|----------------|-------|---------|

| | | |
|----------------------|---------|-------------------|
| RECESSED T-CONNECTOR | ■ BLACK | TRA239CLS-42.12B1 |
|----------------------|---------|-------------------|



| SYSTEM ELEMENT | COLOR | ARTICLE |
|----------------|-------|---------|
|----------------|-------|---------|

| | | |
|---------------------------|---------|------------------|
| RECESSED CORNER CONNECTOR | ■ BLACK | TRA239ICL-42.12B |
|---------------------------|---------|------------------|



| SYSTEM ELEMENT | COLOR | ARTICLE |
|----------------|-------|---------|
|----------------|-------|---------|


| | | |
|------------------|---------|-------------|
| DECORATIVE COVER | ■ BLACK | TRA239DC-1B |
|------------------|---------|-------------|



| SYSTEM ELEMENT | COLOR | ARTICLE | SIZE |
|----------------|-------|---------|------|
|----------------|-------|---------|------|

| | | | |
|-------|---------|----------------|-------------------|
| TRACK | ■ BLACK | TRX239-421.12B | H50 X W19 X L1000 |
|-------|---------|----------------|-------------------|

| | | | |
|--|---------|----------------|-------------------|
| | ■ BLACK | TRX239-422.12B | H50 X W19 X L2000 |
|--|---------|----------------|-------------------|





Power supply



Read more
on the website

| SYSTEM ELEMENT | COLOR | ARTICLE |
|----------------|-------|---------|
|----------------|-------|---------|

| | | |
|-----------------------|---------|-------------|
| EXTERNAL POWER SUPPLY | ■ BLACK | TRA239B-42B |
|-----------------------|---------|-------------|



| SYSTEM ELEMENT | COLOR | ARTICLE |
|----------------|-------|---------|
|----------------|-------|---------|

| | | |
|------------------------|---------|-------------|
| CONNECTOR (EACH TRACK) | ■ BLACK | TRA239C-21B |
|------------------------|---------|-------------|



| SYSTEM ELEMENT | COLOR | ARTICLE |
|----------------|-------|---------|
|----------------|-------|---------|

| | | |
|------------------------|---------|--------------|
| DIRECT POWER CONNECTOR | ■ BLACK | TRA239PC-42B |
|------------------------|---------|--------------|



| SYSTEM ELEMENT | COLOR | ARTICLE |
|----------------|-------|---------|
|----------------|-------|---------|

| | | |
|-----------------|---------|---------------|
| INTERNAL DRIVER | ■ BLACK | TRX239DR-100B |
|-----------------|---------|---------------|



| SYSTEM ELEMENT | COLOR | ARTICLE |
|----------------|-------|---------|
|----------------|-------|---------|

| | | |
|-----------------|---------|---------------|
| INTERNAL DRIVER | ■ BLACK | TRX239DR-150B |
|-----------------|---------|---------------|



| SYSTEM ELEMENT | COLOR | ARTICLE |
|----------------|-------|---------|
|----------------|-------|---------|


| | | |
|-------------------|---------|--------------|
| POWER T-CONNECTOR | ■ BLACK | TRA239CT-42B |
|-------------------|---------|--------------|



| SYSTEM ELEMENT | COLOR | ARTICLE |
|----------------|-------|---------|
|----------------|-------|---------|

| | | |
|--------------------------|---------|--------------|
| FLEXIBLE POWER CONNECTOR | ■ BLACK | TRA239CS-42B |
|--------------------------|---------|--------------|





Basis

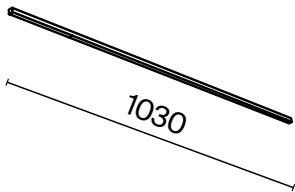
Read more
on the website



^{EN} 10 mm track luminaire for uniform, comfortable lighting – simple, clean, and always relevant; smart DALI control with adjustable 3CCT, durable aluminium body.
^{DE} 10-mm-Schienenleuchte für gleichmäßiges, komfortables Licht – schlicht, klar und stets passend; smarte DALI-Steuerung mit einstellbarem 3CCT, robustes Aluminiumgehäuse.
^{IT} Apparecchio su binario 10 mm per un'illuminazione uniforme e confortevole – semplice, pulito e sempre attuale; controllo DALI smart con 3CCT regolabile, corpo in alluminio resistente.
^{FR} Luminaire sur rail 10 mm pour un éclairage uniforme et confortable – simple, épuré et toujours pertinent; commande DALI intelligente avec 3CCT réglable, corps en aluminium durable.



LEDS EPISTAR



| CCT | COLOR | ARTICLE | MAX W LAMPS | LIGHT FLUX | DIMMABLE | IP |
|------------|-------|----------------------|-------------|-------------|----------|-------|
| ADJUSTABLE | BLACK | TR240-18W2.7-6K-B-DE | 18 W | 960-1070 LM | DALI | IP 20 |

Focus LED

Read more
on the website



EN 10 mm track spotlight designed to highlight what matters – focused, precise, and stylish accent lighting; smart DALI control, adjustable 3CCT, durable aluminium body.

DE 10-mm-Schienenstrahler für das Wesentliche – fokussiertes, präzises und stilvolles Akzentlicht; smarte DALI-Steuerung, einstellbares 3CCT, robustes Aluminiumgehäuse.

IT Proiettore su binario 10 mm per valorizzare l'essenziale – luce d'accento focalizzata, precisa e di stile; controllo DALI smart, 3CCT regolabile, corpo in alluminio resistente.

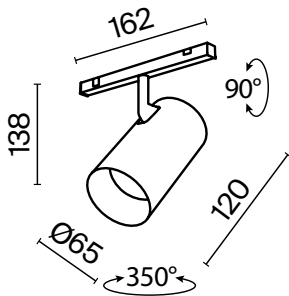
FR Projecteur sur rail 10 mm pour mettre en valeur l'essentiel – éclairage d'accent focalisé, précis et élégant; commande DALI intelligente, 3CCT réglable, corps en aluminium durable.



LEDS BRIDGELUX



ANTI-DAZZLE FILTERS HONEYCOMB-D55



| CCT | COLOR | ARTICLE | MAX W LAMPS | LIGHT FLUX | DIMMABLE | IP |
|------------|-------|----------------------|-------------|--------------|----------|-------|
| ADJUSTABLE | BLACK | TR243-18W2.7-6K-B-DE | 18 W | 1480-1910 LM | DALI | IP 20 |

Alfa

Read more
on the website



EN 10 mm track luminaire with compact geometry in two shapes; smart DALI control and adjustable 3CCT colour.

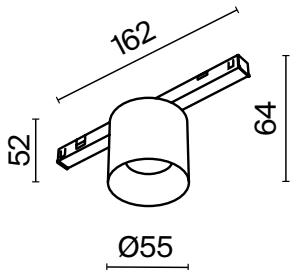
DE 10-mm-Schienenleuchte mit kompakter Geometrie in zwei Formen; smarte DALI-Steuerung und einstellbare 3CCT-Farbtemperatur.

IT Apparecchio su binario 10 mm con geometria compatta in due forme; controllo DALI smart e 3CCT regolabile.

FR Luminaire sur rail 10 mm à géométrie compacte en deux formes; commande DALI intelligente et 3CCT réglable.



LEDS BRIDGELUX



| CCT | COLOR | ARTICLE | MAX W LAMPS | LIGHT FLUX | DIMMABLE | IP |
|------------|-------|---------------------|-------------|------------|----------|-------|
| ADJUSTABLE | BLACK | TR246-5W2.7-6K-B-DE | 5 W | 420 LM | DALI | IP 20 |

Alfa

Read more
on the website



EN 10 mm track luminaire with compact geometry in two shapes; smart DALI control and adjustable 3CCT colour.

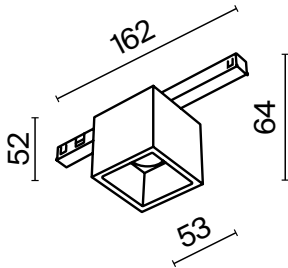
DE 10-mm-Schienenleuchte mit kompakter Geometrie in zwei Formen; smarte DALI-Steuerung und einstellbare 3CCT-Farbtemperatur.

IT Apparecchio su binario 10 mm con geometria compatta in due forme; controllo DALI smart e 3CCT regolabile.

FR Luminaire sur rail 10 mm à géométrie compacte en deux formes; commande DALI intelligente et 3CCT réglable.



LEDS BRIDGELUX



| CCT | COLOR | ARTICLE | MAX W LAMPS | LIGHT FLUX | DIMMABLE | IP |
|------------|-------|---------------------|-------------|------------|----------|-------|
| ADJUSTABLE | BLACK | TR247-5W2.7-6K-B-DE | 5 W | 390 LM | DALI | IP 20 |

Bubble

Read more
on the website



^{EN} 10 mm track luminaire with a playful glass design that delivers soft, decorative light and a unique atmosphere; smart DALI control and adjustable 3CCT.

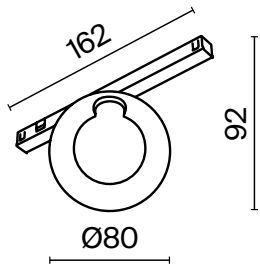
^{DE} 10-mm-Schienenleuchte mit verspieltem Glasdesign für weiches, dekoratives Licht und besondere Atmosphäre; smarte DALI-Steuerung und einstellbares 3CCT.

^{IT} Apparecchio su binario 10 mm dal design in vetro giocoso, con luce morbida e decorativa per un'atmosfera unica; controllo DALI smart e 3CCT regolabile.

^{FR} Luminaire sur rail 10 mm au design en verre ludique, offrant une lumière douce et décorative pour une ambiance unique; commande DALI intelligente et 3CCT réglable.



LEDS BRIDGELUX



| CCT | COLOR | ARTICLE | MAX W LAMPS | LIGHT FLUX | DIMMABLE | IP |
|------------|-------|---------------------|-------------|------------|----------|-------|
| ADJUSTABLE | BLACK | TR249-5W2.7-6K-B-DE | 5 W | 310 LM | DALI | IP 20 |

Bianca

Read more
on the website



EN 10 mm track luminaire in refined glass – timeless elegance with modern efficiency; smart DALI control and adjustable 3CCT.

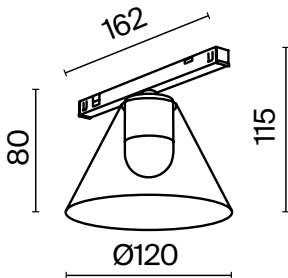
DE 10-mm-Schienenleuchte aus raffiniertem Glas – zeitlose Eleganz mit moderner Effizienz; smarte DALI-Steuerung und einstellbares 3CCT.

IT Apparecchio su binario 10 mm in vetro raffinato – eleganza senza tempo ed efficienza moderna; controllo DALI smart e 3CCT regolabile.

FR Luminaire sur rail 10 mm en verre raffiné – élégance intemporelle et efficacité moderne; commande DALI intelligente et 3CCT réglable.



LEDS BRIDGELUX



| CCT | COLOR | ARTICLE | MAX W LAMPS | LIGHT FLUX | DIMMABLE | IP |
|--------------------|-------|---------------------|-------------|------------|----------|-------|
| 2.7K-6K ADJUSTABLE | BLACK | TR252-5W2.7-6K-B-DE | 5 W | 390 LM | DALI | IP 20 |





Cosmo

Read more
on the website



EN 10 mm track luminaire with a minimalist form and designer's touch – ideal for dynamic, creative interiors; smart DALI control and adjustable 3CCT.

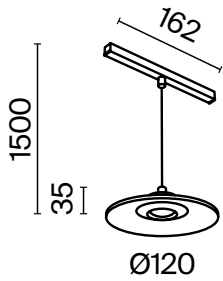
DE 10-mm-Schienenleuchte mit minimalistischer Form und Designer-Touch – ideal für dynamische, kreative Interieurs; smarte DALI-Steuerung und einstellbares 3CCT.

IT Apparecchio su binario 10 mm dalla forma minimale con tocco di design – perfetto per interni dinamici e creativi; controllo DALI smart e 3CCT regolabile.

FR Luminaire sur rail 10 mm à forme minimaliste avec touche design – parfait pour des intérieurs dynamiques et créatifs; commande DALI intelligente et 3CCT réglable.



LEDS BRIDGELUX



| CCT | COLOR | ARTICLE | MAX W LAMPS | LIGHT FLUX | DIMMABLE | IP |
|------------|-------|---------------------|-------------|------------|----------|-------|
| ADJUSTABLE | BLACK | TR248-5W2.7-6K-B-DE | 5 W | 545 LM | DALI | IP 20 |

Keila

Read more
on the website



EN 10 mm track luminaire with a minimalist form and designer's touch – ideal for dynamic, creative interiors; smart DALI control and adjustable 3CCT.

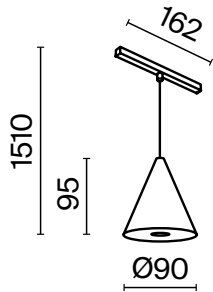
DE 10-mm-Schienenleuchte mit minimalistischer Form und Designer-Touch – ideal für dynamische, kreative Interieurs; smarte DALI-Steuerung und einstellbares 3CCT.

IT Apparechio su binario 10 mm dalla forma minimale con tocco di design – perfetto per interni dinamici e creativi; controllo DALI smart e 3CCT regolabile.

FR Luminaire sur rail 10 mm à forme minimaliste avec touche design – parfait pour des intérieurs dynamiques et créatifs; commande DALI intelligente et 3CCT réglable.



LEDS BRIDGELUX



| CCT | COLOR | ARTICLE | MAX W LAMPS | LIGHT FLUX | DIMMABLE | IP |
|--------------------|-------|---------------------|-------------|------------|----------|-------|
| 2.7K-6K ADJUSTABLE | BLACK | TR253-5W2.7-6K-B-DE | 5 W | 380 LM | DALI | IP 20 |

Calipso

Read more
on the website



^{EN} 10 mm track luminaire with a minimalist form and designer's touch – ideal for dynamic, creative interiors; smart DALI control and adjustable 3CCT.

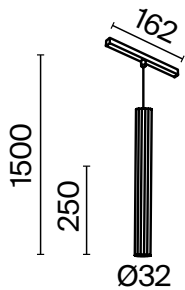
^{DE} 10-mm-Schienenleuchte mit minimalistischer Form und Designer-Touch – ideal für dynamische, kreative Interieurs; smarte DALI-Steuerung und einstellbares 3CCT.

^{IT} Apparecchio su binario 10 mm dalla forma minimale con tocco di design – perfetto per interni dinamici e creativi; controllo DALI smart e 3CCT regolabile.

^{FR} Luminaire sur rail 10 mm à forme minimaliste avec touche design – parfait pour des intérieurs dynamiques et créatifs; commande DALI intelligente et 3CCT réglable.



LEDS BRIDGELUX



| CCT | COLOR | ARTICLE | MAX W LAMPS | LIGHT FLUX | DIMMABLE | IP |
|------------|-------|---------------------|-------------|------------|----------|-------|
| ADJUSTABLE | BLACK | TR254-7W2.7-6K-B-DE | 7 W | 680 LM | DALI | IP 20 |

Bianca

EN 10 mm track luminaire with a minimalist form and designer's touch – ideal for dynamic, creative interiors; smart DALI control and adjustable 3CCT.

DE 10-mm-Schienenleuchte mit minimalistischer Form und Designer-Touch – ideal für dynamische, kreative Interieurs; smarte DALI-Steuerung und einstellbares 3CCT.

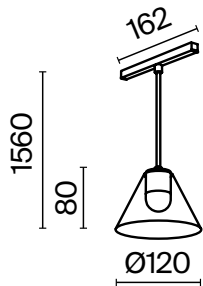
IT Apparecchio su binario 10 mm dalla forma minimale con tocco di design – perfetto per interni dinamici e creativi; controllo DALI smart e 3CCT regolabile.

FR Luminaire sur rail 10 mm à forme minimaliste avec touche design – parfait pour des intérieurs dynamiques et créatifs; commande DALI intelligente et 3CCT réglable.

Read more on the website



LEDS BRIDGELUX



| CCT | COLOR | ARTICLE | MAX W LAMPS | LIGHT FLUX | DIMMABLE | IP |
|------------|-------|---------------------|-------------|------------|----------|-------|
| ADJUSTABLE | BLACK | TR255-5W2.7-6K-B-DE | 5 W | 400 LM | DALI | IP 20 |



| | | | | | |
|------------------|----|----------------|-----|-------------------|-----|
| ALFA | 68 | GALA | 94 | PLATO | 108 |
| ALFA S | 69 | LENS | 96 | POINTS | 112 |
| ARTISAN | 70 | LARC | 98 | POINTS ROT | 114 |
| BASIS | 72 | LUNA | 102 | POINTS S | 115 |
| ELTI | 80 | OUTLINE | 104 | RELAX | 116 |
| FOCUS LED | 84 | PARETE | 106 | RADO | 118 |



ALFA
TR122-4-7W-DS-W

Elements for surface and suspended mounting



Read more on the website

| SYSTEM ELEMENT | COLOR | ARTICLE |
|----------------|---------|--------------|
| END CAP | ■ BLACK | TRA034EC-41B |
| | □ WHITE | TRA034EC-41W |



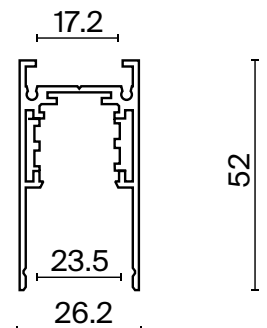
| SYSTEM ELEMENT | COLOR | ARTICLE |
|--------------------|---------|-------------|
| STRAIGHT CONNECTOR | ■ BLACK | TRA034C-21B |
| | □ WHITE | TRA034C-21W |



| SYSTEM ELEMENT | COLOR | ARTICLE |
|-----------------|---------|---------------|
| ANGLE-CONNECTOR | ■ BLACK | TRA034HCL-41B |
| | □ WHITE | TRA034HCL-41W |



| SYSTEM ELEMENT | COLOR | ARTICLE | SIZE |
|----------------|---------|-------------|-------------------|
| TRACK | ■ BLACK | TRX034-411B | H52 X W26 X L1000 |
| | ■ BLACK | TRX034-412B | H52 X W26 X L2000 |
| | □ WHITE | TRX034-411W | H52 X W26 X L1000 |
| | □ WHITE | TRX034-412W | H52 X W26 X L2000 |





Elements for surface and suspended mounting



Read more
on the website

| SYSTEM ELEMENT | COLOR | ARTICLE |
|-----------------------------|---------|---------------|
| INTERNAL ANGLE-CONNECTOR | ■ BLACK | TRA034ICL-41B |
| | □ WHITE | TRA034ICL-41W |



| SYSTEM ELEMENT | COLOR | ARTICLE |
|----------------|---------|-----------------|
| T-CONNECTOR | ■ BLACK | TRA034CT-41B-DE |
| | □ WHITE | TRA034CT-41W-DE |



| SYSTEM ELEMENT | COLOR | ARTICLE |
|--------------------------|---------|--------------|
| SURFACE MOUNTING CLIP | ■ BLACK | TRA034HS-21B |
| | □ WHITE | TRA034HS-21W |



| SYSTEM ELEMENT | COLOR | ARTICLE |
|----------------|---------|-------------|
| SUSPENSION KIT | ■ BLACK | TRA034SW-2B |
| | □ WHITE | TRA034SW-2W |



POWER INPUT
TRA034B-42B

ANGLE-
CONNECTOR
TRA034HCL-41B

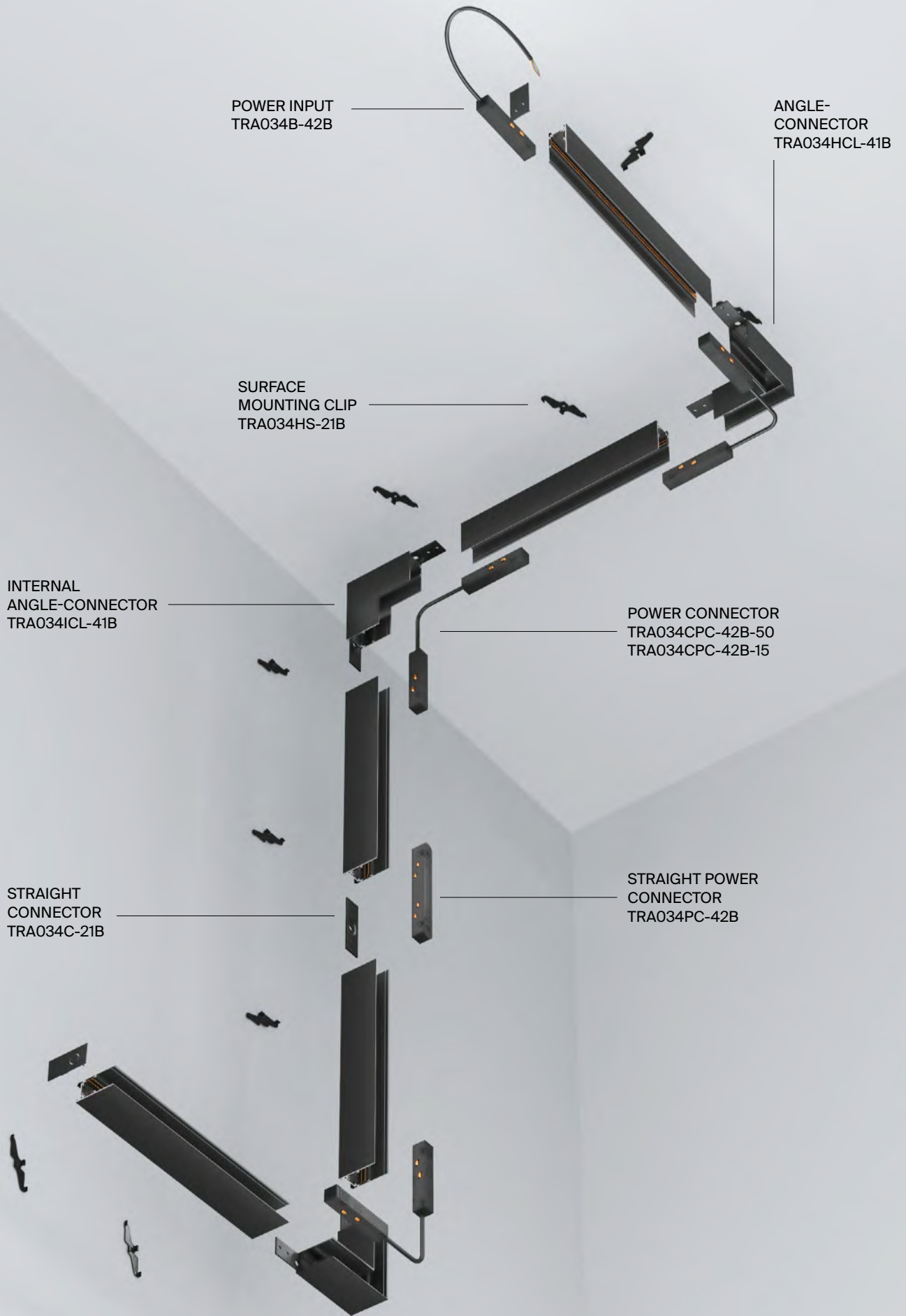
SURFACE
MOUNTING CLIP
TRA034HS-21B

INTERNAL
ANGLE-CONNECTOR
TRA034ICL-41B

POWER CONNECTOR
TRA034CPC-42B-50
TRA034CPC-42B-15

STRAIGHT
CONNECTOR
TRA034C-21B

STRAIGHT POWER
CONNECTOR
TRA034PC-42B



Elements for recessed mounting



Read more on the website

| SYSTEM ELEMENT | COLOR | ARTICLE |
|----------------|---------|--------------|
| END CAP | ■ BLACK | TRA034EC-42B |
| | □ WHITE | TRA034EC-42W |



| SYSTEM ELEMENT | COLOR | ARTICLE |
|--------------------|--------|-------------|
| STRAIGHT CONNECTOR | ■ GRAY | TRA034C-42S |

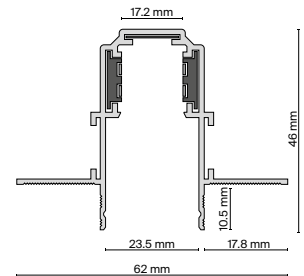


*GYPSUM BOARD 9.5 MM

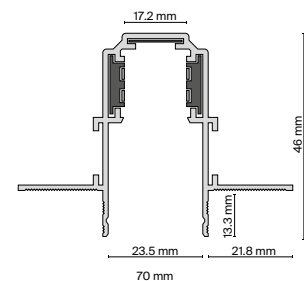
**GYPSUM BOARD 12.5 MM

| SYSTEM ELEMENT | COLOR | ARTICLE | SIZE |
|----------------|---------|------------------|-------------------|
| TRACK | ■ BLACK | *TRX034-421B | H46 X W62 X L1000 |
| | ■ BLACK | **TRX034-421.12B | H46 X W70 X L1000 |
| | ■ BLACK | **TRX034-422.12B | H46 X W70 X L2000 |
| | □ WHITE | **TRX034-422.12W | H46 X W70 X L2000 |
| | □ WHITE | **TRX034-421.12W | H46 X W70 X L1000 |

*TRX034-421B



**TRX034-421.12B





Elements for recessed mounting



Read more on the website

*GYPSUM BOARD 9.5 MM

**GYPSUM BOARD 12.5 MM

| SYSTEM ELEMENT | COLOR | ARTICLE |
|----------------|---------|-----------------|
| T-CONNECTOR | ■ BLACK | TRA034CT-42.12B |
| | □ WHITE | TRA034CT-42.12W |



| SYSTEM ELEMENT | COLOR | ARTICLE |
|----------------|---------|-------------------|
| L-CONNECTOR | ■ BLACK | *TRACL034-42B-R |
| | ■ BLACK | **TRA034CL-42.12B |
| | □ WHITE | **TRA034CL-42.12W |



| INTERNAL L-CONNECTOR | COLOR | ARTICLE |
|----------------------|---------|--------------------|
| INTERNAL L-CONNECTOR | ■ BLACK | *TRA034CL-42B |
| | ■ BLACK | **TRA034ICL-42.12B |
| | □ WHITE | **TRA034ICL-42.12W |



| RADIUS CONNECTOR | COLOR | ARTICLE |
|------------------|---------|--------------------|
| RADIUS CONNECTOR | ■ BLACK | **TRA044-ANGLE.12B |
| | □ WHITE | **TRA044-ANGLE.12W |



POWER INPUT
TRA034B-42B

INTERNAL
L-CONNECTOR
TRA034CL-42B

POWER CONNECTOR
TRA034CPC-42B-50
TRA034CPC-42B-15

STRAIGHT
CONNECTOR
TRA034C-42S

STRAIGHT POWER CONNECTOR
TRA034PC-42B

L-CONNECTOR
TRACL034-42B-R



Power input and connectors



Read more on the website

*GYPSUM BOARD 9.5 MM

**GYPSUM BOARD 12.5 MM

| SYSTEM ELEMENT | COLOR | ARTICLE |
|----------------|---------|-----------------|
| POWER INPUT | ■ BLACK | **TRA034B-42B-1 |
| | □ WHITE | **TRA034B-42W-1 |



| SYSTEM ELEMENT | COLOR | ARTICLE |
|------------------|---------|---------------|
| RADIUS CONNECTOR | ■ BLACK | TRA034CS-B-DE |
| | □ WHITE | TRA034CS-W-DE |



| SYSTEM ELEMENT | COLOR | ARTICLE |
|--------------------------|---------|--------------|
| STRAIGHT POWER CONNECTOR | ■ BLACK | TRA034PC-42B |
| | □ WHITE | TRA034PC-42W |



| SYSTEM ELEMENT | COLOR | ARTICLE |
|----------------|---------|------------------|
| T-CONNECTOR | ■ BLACK | TRA034CWT-42B-DE |
| | □ WHITE | TRA034CWT-42W-DE |




| SYSTEM ELEMENT | COLOR | ARTICLE |
|-------------------------------------|---------|------------------|
| POWER ANGLE FLEXIBLE CONNECTOR 50CM | ■ BLACK | TRA034CPC-42B-50 |
| | □ WHITE | TRA034CPC-42W-50 |



| SYSTEM ELEMENT | COLOR | ARTICLE |
|-------------------------------------|---------|--------------------|
| POWER ANGLE FLEXIBLE CONNECTOR 15CM | ■ BLACK | TRA034CPC-42B-15-1 |
| | □ WHITE | TRA034CPC-42W-15-1 |





Power supplies

^{EN} Power supplies convert AC mains voltage of 220V to DC 24V.













^{DE} Netzteile wandeln die Netzwechselfspannung von 220 V (AC) in 24 V Gleichspannung (DC) um.

^{IT} Gli alimentatori sono convertitori CA tensione di rete CA 220 V a tensione CC 24 V.

^{FR} Les blocs d'alimentation sont des convertisseurs de tension secteur 220VAC en 24VDC.


Read more
on the website



| SYSTEM ELEMENT | COLOR | ARTICLE | SIZE | MAX W |
|----------------|--|-----------------------|------------------|-------|
| POWER SUPPLY |  SILVER | TRA004DR-100S | H97 X W129 | 100 W |
| |  SILVER | TRA004DR-150S | H97 X W159 | 150 W |
| |  SILVER | TRA004DR-200S | H115 X W215 | 200 W |
| |  SILVER | TRA004DR-320S | H115 X W215 | 320 W |
| POWER SUPPLY |  BLACK | TRX034DR4-100B-1 | H23 X W300 | 100W |
| |  WHITE | TRX034DR4-100W-1 | H23 X W300 | 100W |
| |  BLACK | TRX034DR4-200B-1 | H23 X W325 | 200W |
| |  WHITE | TRX034DR4-200W-1 | H23 X W325 | 200W |
| POWER SUPPLY |  BLACK | TRA034DR-100W-DD-B-DE | H45 X W22 X L305 | 100 W |
| |  WHITE | TRA034DR-100W-DD-W-DE | H45 X W22 X L305 | 100 W |
| |  BLACK | TRA034DR-200W-DD-B-DE | H45 X W22 X L330 | 200 W |
| |  WHITE | TRA034DR-200W-DD-W-DE | H45 X W22 X L330 | 200 W |

DALI





TR122-2-7W3K-W

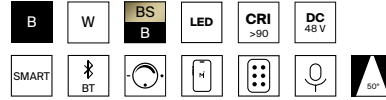




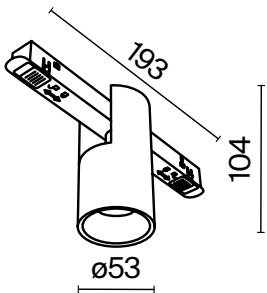
Alfa

EN Metal body. The LED light source is recessed into the body.
 DE Metallrahmen. Die im Rahmen versenkte LED-Lichtquelle.
 IT Corpo in metallo. La sorgente luminosa a LED è incassata nel corpo.
 FR Corps métallique. Source de lumière LED encastrée dans le corps.

Read more
on the website



LEDS EPISTAR



| CCT | COLOR | ARTICLE | MAX W LAMPS | LIGHT FLUX | DIMMABLE | IP |
|--------------------|-------------------|------------------|-------------|------------|----------------|-------|
| 3K WARM WHITE | ■ BLACK | TR122-2-7W3K-B | 7 W | 370 LM | NO | IP 20 |
| 3K WARM WHITE | □ WHITE | TR122-2-7W3K-W | 7 W | 340 LM | NO | IP 20 |
| 3K WARM WHITE | ■/■ BLACK / BRASS | TR122-2-7W3K-BS | 7 W | 370 LM | NO | IP 20 |
| 2.7K-6K ADJUSTABLE | ■ BLACK | TR122-4-7W-DS-B | 7 W | 410 LM | BLUETOOTH MESH | IP 20 |
| 2.7K-6K ADJUSTABLE | □ WHITE | TR122-4-7W-DS-W | 7 W | 380 LM | BLUETOOTH MESH | IP 20 |
| 2.7K-6K ADJUSTABLE | ■/■ BLACK / BRASS | TR122-4-7W-DS-BS | 7 W | 370 LM | BLUETOOTH MESH | IP 20 |

Alfa S

Read more
on the website

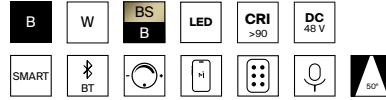


^{EN} Aluminium fittings. Cylinder-shaped lamps for accent lighting. A recessed LED light source eliminates glare.

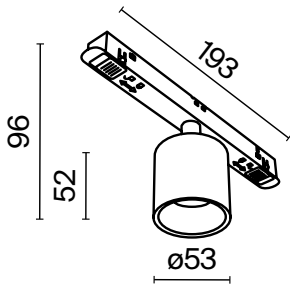
^{DE} Beschläge aus Aluminium. Zylinderförmige Leuchten für die Akzentbeleuchtung. Versenkte LED-Lichtquelle - schließt die Blendwirkung aus.

^{IT} L'armatura e' in alluminio. Le lampade sono fatte a forma di cilindro per illuminazione d'accento. La sorgente luminosa da incasso a LED-elimina l'effetto accecante.

^{FR} Armature en aluminium. Lampes en forme de cylindre pour un éclairage d'accentuation. Source de lumière LED calorifuge encastrée - élimine l'éblouissement.



LEDS EPISTAR



| CCT | COLOR | ARTICLE | MAX W LAMPS | LIGHT FLUX | DIMMABLE | IP |
|--------------------|-------------------|------------------|-------------|------------|----------------|-------|
| 3K WARM WHITE | ■ BLACK | TR132-2-7W3K-B | 7 W | 330 LM | NO | IP 20 |
| 3K WARM WHITE | □ WHITE | TR132-2-7W3K-W | 7 W | 330 LM | NO | IP 20 |
| 3K WARM WHITE | ■/■ BLACK / BRASS | TR132-2-7W3K-BS | 7 W | 380 LM | NO | IP 20 |
| 2.7K-6K ADJUSTABLE | ■ BLACK | TR132-4-7W-DS-B | 7 W | 360 LM | BLUETOOTH MESH | IP 20 |
| 2.7K-6K ADJUSTABLE | □ WHITE | TR122-4-7W-DS-W | 7 W | 350 LM | BLUETOOTH MESH | IP 20 |
| 2.7K-6K ADJUSTABLE | ■/■ BLACK / BRASS | TR132-4-7W-DS-BS | 7 W | 390 LM | BLUETOOTH MESH | IP 20 |

Artisan

Read more on the website

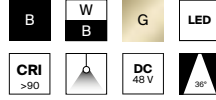


^{EN} Graphic texture. Metal body. An optional anti-glare grille HoneyComb-D45 ensuring a low glare factor is available for this model.

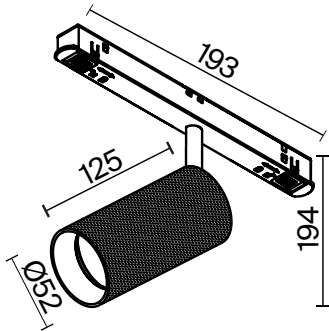

^{DE} Grafische Textur. Metallrahmen. Das Blendschutzgitter HoneyComb-D45 kann für diese Modell nachgekauft werden, um einen geringen Blendfaktor zu gewährleisten.

^{IT} La fattura e' grafica. Il corpo di metallo. A questo modello può acquistare una griglia antiriflesso HoneyComb-D45, che garantisce un basso coefficiente di un abbagliamento dalla luce.

^{FR} Factice graphique. Corps métallique. Vous pouvez acheter une grille anti-éblouissement HoneyComb-D45 pour le modèle, qui assurera un faible facteur d'éblouissement.



LEDS EPISTAR


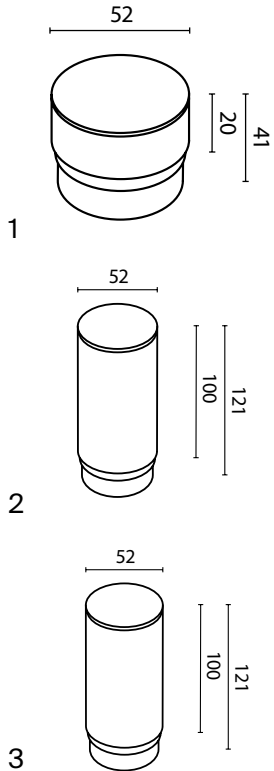


| CCT | COLOR | ARTICLE | MAX W LAMPS | LIGHT FLUX | DIMMABLE | IP |
|---------------|---------------|----------------------|-------------|------------|----------|-------|
| 2.7K WARM | BLACK | TR097-2-12W2.7K-M-BB | 12 W | 920 LM | NO | IP 20 |
| 3K WARM WHITE | BLACK | TR097-2-12W3K-M-BB | 12 W | 870 LM | NO | IP 20 |
| 3K WARM WHITE | BLACK / WHITE | TR097-2-12W3K-M-BW | 12 W | 930 LM | NO | IP 20 |
| 3K WARM WHITE | GOLD | TR097-2-12W3K-M-BMG | 12 W | 950 LM | NO | IP 20 |
| 4K WHITE | BLACK | TR097-2-12W4K-M-BB | 12 W | 980 LM | NO | IP 20 |
| 4K WHITE | BLACK / WHITE | TR097-2-12W4K-M-BW | 12 W | 980 LM | NO | IP 20 |
| 4K WHITE | GOLD | TR097-2-12W4K-M-BMG | 12 W | 1050 LM | NO | IP 20 |

Lenses, filters and rings

EN Replaceable lens to adjust the scattering beam angle (15°, 24°, 36° and 50°).
 DE Auswechselbare Linse zur Einstellung des Streuwinkels (15°, 24°, 36° und 50°).
 IT Lente intercambiabile per regolare l'angolo di diffusione (15°, 24°, 36° e 50°).
 FR Lentille amovible pour le réglage de l'angle de diffusion (sur 15°, 24°, 36° et 50°).

Read more
on the website



| SYSTEM ELEMENT | ARTICLE | SYSTEM ELEMENT | ARTICLE | DEGREE | COLOR |
|------------------|---------------|-----------------------|---------------|--------|--------------------------------|
| 1 MATTE DIFFUSER | RINGSACR-12-W | 4 RING | RINGM-12-W | | <input type="checkbox"/> WHITE |
| 2 MATTE DIFFUSER | RINGLACR-12-W | 5 ANTI-DAZZLE FILTERS | HONEYCOMB-D38 | | |
| 3 MATTE DIFFUSER | RINGMACR-12-W | 6 LENSES | LENSD38-15 | 15° | |
| | | | LENSD38-24 | 24° | |
| | | | LENSD38-36 | 36° | |
| | | | LENSD38-50 | 50° | |

Basis

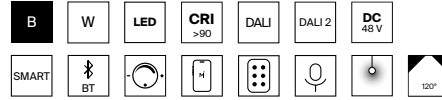
^{EN} Metal body. The LED light source is hidden under a matte diffuser. Smart luminaires with temperature control, dimmable, controlled by voice and remotely with the application.

^{DE} Metallrahmen. Die LED-Lichtquelle ist unter einem matten Diffusor verborgen. Die intelligenten Leuchten mit Temperatursteuerung.

^{IT} Corpo in metallo. La sorgente luminosa a LED è nascosta sotto un diffusore opaco. Lampade intelligenti con controllo della temperatura, dimmerabili, comandate a voce e da remoto tramite l'applicazione.

^{FR} Corps métallique. Source de lumière LED dissimulée sous un diffuseur mat. Les luminaires-smart avec réglage de température, sont équipés de variateurs, contrôlables à la voix et à distance via une application.

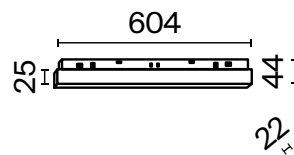
Read more on the website



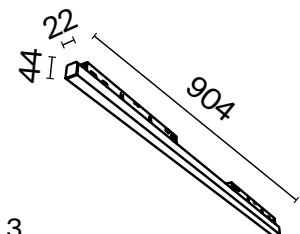
LEDS OSRAM



1



2



3

| 1 CCT | | COLOR | ARTICLE | MAX W LAMPS | LIGHT FLUX | DIMMABLE | IP |
|---------|------------|---------|-----------------------|-------------|------------|----------------|-------|
| 2.7K | WARM | ■ BLACK | TR030-2-12W2.7K-B | 12 W | 800 LM | NO | IP 20 |
| 3K | WARM WHITE | ■ BLACK | TR030-2-12W3K-B | 12 W | 720 LM | NO | IP 20 |
| 3K | WARM WHITE | □ WHITE | TR030-2-12W3K-W | 12 W | 600 LM | NO | IP 20 |
| 4K | WHITE | ■ BLACK | TR030-2-12W4K-B | 12 W | 780 LM | NO | IP 20 |
| 4K | WHITE | □ WHITE | TR030-2-12W4K-W | 12 W | 640 LM | NO | IP 20 |
| 2.7K-6K | ADJUSTABLE | ■ BLACK | TR030-4-12W3K-WW-DS-B | 12 W | 780 LM | BLUETOOTH MESH | IP 20 |
| 2.7K-6K | ADJUSTABLE | □ WHITE | TR030-4-12W3K-WW-DS-W | 12 W | 770 LM | BLUETOOTH MESH | IP 20 |
| 2.7K-6K | ADJUSTABLE | ■ BLACK | TR030-4-12WTW-DD-B | 12 W | 750 LM | DALI | IP 20 |
| 2.7K-6K | ADJUSTABLE | □ WHITE | TR030-4-12WTW-DD-W | 12 W | 800 LM | DALI | IP 20 |
| 2.7K-6K | ADJUSTABLE | ■ BLACK | TR030-4-12WTW-DD2-B | 12 W | 977 LM | DALI 2 | IP 20 |
| 2.7K-6K | ADJUSTABLE | □ WHITE | TR030-4-12WTW-DD2-W | 12 W | 1081 LM | DALI 2 | IP 20 |

2

| | | | | | | | |
|---------|------------|---------|-----------------------|------|---------|----------------|-------|
| 2.7K | WARM | ■ BLACK | TR030-2-24W2.7K-B | 24 W | 1630 LM | NO | IP 20 |
| 3K | WARM WHITE | ■ BLACK | TR030-2-24W3K-B | 24 W | 1440 LM | NO | IP 20 |
| 3K | WARM WHITE | □ WHITE | TR030-2-24W3K-W | 24 W | 1350 LM | NO | IP 20 |
| 4K | WHITE | ■ BLACK | TR030-2-24W4K-B | 24 W | 1560 LM | NO | IP 20 |
| 4K | WHITE | □ WHITE | TR030-2-24W4K-W | 24 W | 1340 LM | NO | IP 20 |
| 2.7K-6K | ADJUSTABLE | ■ BLACK | TR030-4-24W3K-WW-DS-B | 24 W | 1560 LM | BLUETOOTH MESH | IP 20 |
| 2.7K-6K | ADJUSTABLE | □ WHITE | TR030-4-24W3K-WW-DS-W | 24 W | 1550 LM | BLUETOOTH MESH | IP 20 |
| 2.7K-6K | ADJUSTABLE | ■ BLACK | TR030-4-24WTW-DD-B | 24 W | 1500 LM | DALI | IP 20 |
| 2.7K-6K | ADJUSTABLE | □ WHITE | TR030-4-24WTW-DD-W | 24 W | 1500 LM | DALI | IP 20 |
| 2.7K-6K | ADJUSTABLE | ■ BLACK | TR030-4-24WTW-DD2-B | 24 W | 1867 LM | DALI 2 | IP 20 |
| 2.7K-6K | ADJUSTABLE | □ WHITE | TR030-4-24WTW-DD2-W | 24 W | 2153 LM | DALI 2 | IP 20 |

3

| | | | | | | | |
|---------|------------|---------|---------------------|------|---------|--------|-------|
| 2.7K-6K | ADJUSTABLE | ■ BLACK | TR030-4-30WTW-DD-B | 30 W | 1650 LM | DALI | IP 20 |
| 2.7K-6K | ADJUSTABLE | □ WHITE | TR030-4-30WTW-DD-W | 30 W | 1650 LM | DALI | IP 20 |
| 2.7K-6K | ADJUSTABLE | ■ BLACK | TR030-4-30WTW-DD2-B | 30 W | 1919 LM | DALI 2 | IP 20 |
| 2.7K-6K | ADJUSTABLE | □ WHITE | TR030-4-30WTW-DD2-W | 30 W | 2201 LM | DALI 2 | IP 20 |





Basis

Read more
on the website

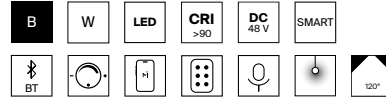


^{EN} Metal body. The LED light source is hidden under a matte diffuser. Smart luminaires with temperature control, dimmable, controlled by voice and remotely with the application.

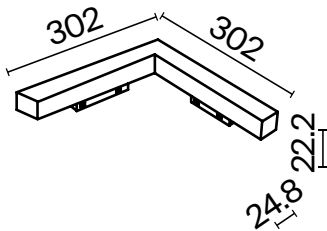
^{DE} Metallrahmen. Die LED-Lichtquelle ist unter einem matten Diffusor verborgen. Die intelligenten Leuchten mit Temperatursteuerung.

^{IT} Corpo in metallo. La sorgente luminosa a LED è nascosta sotto un diffusore opaco. Lampade intelligenti con controllo della temperatura, dimmerabili, comandate a voce e da remoto tramite l'applicazione.

^{FR} Corps métallique. Source de lumière LED dissimulée sous un diffuseur mat. Les luminaires-smart avec réglage de température, sont équipés de variateurs, contrôlables à la voix et à distance via une application.



LEDS EPISTAR



| CCT | COLOR | ARTICLE | MAX W LAMPS | LIGHT FLUX | DIMMABLE | IP | |
|---------|------------|---------|-----------------------|------------|----------|----|-------|
| 3K | WARM WHITE | BLACK | TR042-2-24W3K-1 | 12 W | 1230 LM | NO | IP 20 |
| 3K | WARM WHITE | WHITE | TR042-2-24W3K-W | 12 W | 1310 LM | NO | IP 20 |
| 4K | WHITE | BLACK | TR042-2-24W4K-1 | 12 W | 1250 LM | NO | IP 20 |
| 4K | WHITE | WHITE | TR042-2-24W4K-W | 12 W | 1400 LM | NO | IP 20 |
| 2.7K-6K | ADJUSTABLE | BLACK | TR042-4-24W3K-WW-DS-1 | 12 W | 1280 LM | NO | IP 20 |
| 2.7K-6K | ADJUSTABLE | WHITE | TR042-4-24W3K-WW-DS-W | 12 W | 1380 LM | NO | IP 20 |

Basis

Read more on the website



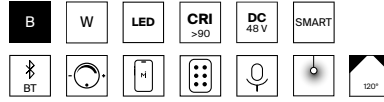
^{EN} Metal body. The LED light source is hidden under a matte diffuser. Smart luminaires with temperature control, dimmable, controlled by voice and remotely with the application.

^{DE} Metallrahmen. Die LED-Lichtquelle ist unter einem matten Diffusor verborgen. Die intelligenten Leuchten mit Temperatursteuerung.

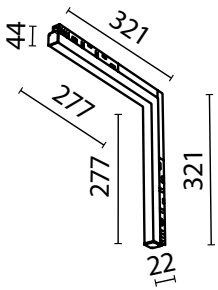
^{IT} Corpo in metallo. La sorgente luminosa a LED è nascosta sotto un diffusore opaco.

Lampade intelligenti con controllo della temperatura, dimmerabili, comandate a voce e da remoto tramite l'applicazione.

^{FR} Corps métallique. Source de lumière LED dissimulée sous un diffuseur mat. Les luminaires-smart avec réglage de température, sont équipés de variateurs, contrôlables à la voix et à distance via une application.



LEDS EPISTAR

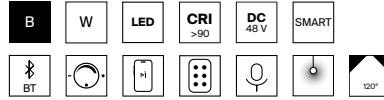


| CCT | COLOR | ARTICLE | MAX W LAMPS | LIGHT FLUX | DIMMABLE | IP | |
|---------|------------|---------|------------------|------------|----------|----------------|-------|
| 3K | WARM WHITE | BLACK | TR102-24W3K-B-1 | 24 W | 1230 LM | NO | IP 20 |
| 3K | WARM WHITE | WHITE | TR102-24W3K-W | 24 W | 1680 LM | NO | IP 20 |
| 4K | WHITE | BLACK | TR102-24W4K-B-1 | 24 W | 1250 LM | NO | IP 20 |
| 4K | WHITE | WHITE | TR102-24W4K-W | 24 W | 1770 LM | NO | IP 20 |
| 2.7K-6K | ADJUSTABLE | BLACK | TR102-24W-DS-B-1 | 24 W | 1280 LM | BLUETOOTH MESH | IP 20 |
| 2.7K-6K | ADJUSTABLE | WHITE | TR102-24W-DS-W | 24 W | 1150 LM | BLUETOOTH MESH | IP 20 |

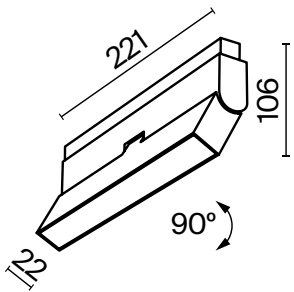
Basis Rot

EN Aluminium fittings. Luminaires with a rotary mechanism allow to direct light in the interior.
 DE Beschläge aus Aluminium. Leuchten mit einem Drehmechanismus ermöglichen es, das Licht in den Innenraum zu richten.
 IT L'armatura e' in alluminio. Le lampade con il meccanismo rotante consentono di dirigere la luce all'interno.
 FR Armature en aluminium. Les luminaires à mécanisme rotatif permettent de diriger la lumière à l'intérieur.

Read more on the website



LEDS OSRAM



| CCT | | COLOR | ARTICLE | MAX W LAMPS | LIGHT FLUX | DIMMABLE | IP |
|---------|------------|-------|---------------------|-------------|------------|----------|-------|
| 2.7K-6K | ADJUSTABLE | BLACK | TR036-4-12WTW-DD-B | 12 W | 550 LM | DALI | IP 20 |
| 2.7K-6K | ADJUSTABLE | WHITE | TR036-4-12WTW-DD-W | 12 W | 600 LM | DALI | IP 20 |
| 2.7K-6K | ADJUSTABLE | BLACK | TR036-4-12WTW-DD2-B | 12 W | 629 LM | DALI 2 | IP 20 |
| 2.7K-6K | ADJUSTABLE | WHITE | TR036-4-12WTW-DD2-W | 12 W | 821 LM | DALI 2 | IP 20 |



Read more on the website

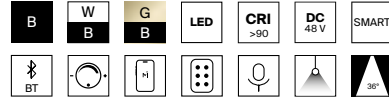


EN A high pressure aluminum body provides high heat dissipation. A rotating mechanism on an elegant bar to adjust the light flux.

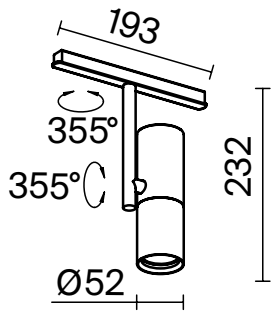
DE Hochdruck-Aluminiumrahmen für hohe Wärmeableitung. Schwenkvorrichtung an einer stilvollen Leiste zur Einstellung des Lichtstroms.

IT Il corpo fatto in alluminio ad alta pressione fornisce l'alto livello di dissipatore di calore. Il meccanismo girevole su una barra elegante per regolare il flusso luminoso.

FR Le corps est en aluminium haute pression, offre une dissipation thermique élevée. Un mécanisme rotatif sur une barre élégante pour régler le flux lumineux.



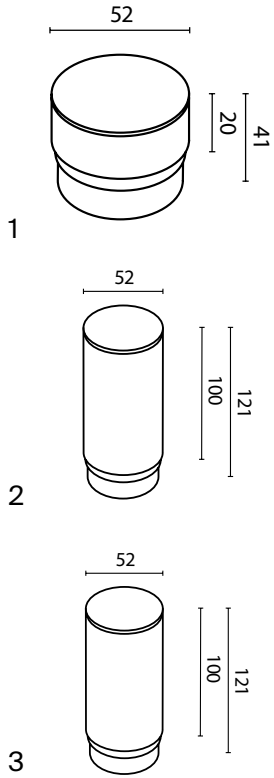
LEDS EPISTAR




| CCT | COLOR | ARTICLE | MAX W LAMPS | LIGHT FLUX | DIMMABLE | IP |
|---------|---------------|--------------------|-------------|------------|----------------|-------|
| 3K | BLACK | TR005-2-12W3K-B | 12 W | 844 LM | NO | IP 20 |
| 3K | BLACK / WHITE | TR005-2-12W3K-BW | 12 W | 862 LM | NO | IP 20 |
| 3K | BLACK / BRASS | TR005-2-12W3K-BBS | 12 W | 844 LM | NO | IP 20 |
| 2.7K-6K | BLACK | TR005-4-12W-DS-B | 12 W | 947 LM | BLUETOOTH MESH | IP 20 |
| 2.7K-6K | BLACK / WHITE | TR005-4-12W-DS-BW | 12 W | 987 LM | BLUETOOTH MESH | IP 20 |
| 2.7K-6K | BLACK / BRASS | TR005-4-12W-DS-BBS | 12 W | 953 LM | BLUETOOTH MESH | IP 20 |

Lenses, filters and rings

Read more on the website



EN Replaceable lens to adjust the scattering beam angle (15°, 24°, 36° and 50°).
 DE Auswechselbare Linse zur Einstellung des Streuwinkels (15°, 24°, 36° und 50°).
 IT Lente intercambiabile per regolare l'angolo di diffusione (15°, 24°, 36° e 50°).
 FR Lentille amovible pour le réglage de l'angle de diffusion (sur 15°, 24°, 36° et 50°).



| SYSTEM ELEMENT | ARTICLE | SYSTEM ELEMENT | ARTICLE | DEGREE | COLOR |
|------------------|---------------|-----------------------|---------------|--------|--------------------------------|
| 1 MATTE DIFFUSER | RINGSACR-12-W | 4 RING | RINGM-12-W | | <input type="checkbox"/> WHITE |
| 2 MATTE DIFFUSER | RINGLACR-12-W | 5 ANTI-DAZZLE FILTERS | HONEYCOMB-D38 | | |
| 3 MATTE DIFFUSER | RINGMACR-12-W | 6 LENSES | LENSD38-15 | 15° | |
| | | | LENSD38-24 | 24° | |
| | | | LENSD38-36 | 36° | |
| | | | LENSD38-50 | 50° | |

Elti Duo

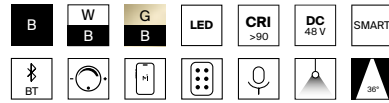
EN A high pressure aluminum body provides high heat dissipation. A rotating mechanism on an elegant bar to adjust the light flux.

DE Hochdruck-Aluminiumrahmen für hohe Wärmeableitung. Schwenkvorrichtung an einer stilvollen Leiste zur Einstellung des Lichtstroms.

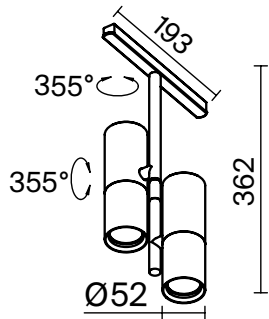
IT Il corpo fatto in alluminio ad alta pressione fornisce l'alto livello di dissipatore di calore. Il meccanismo girevole su una barra elegante per regolare il flusso luminoso.

FR Le corps est en aluminium haute pression, offre une dissipation thermique élevée. Un mécanisme rotatif sur une barre élégante pour régler le flux lumineux.

Read more on the website



LEDS EPISTAR



| CCT | COLOR | ARTICLE | MAX W LAMPS | LIGHT FLUX | DIMMABLE | IP |
|--------------------|---------------|----------------------|-------------|------------|----------------|-------|
| 3K WARM WHITE | BLACK | TR005-2-2X12W3K-B | 24 W | 1463 LM | NO | IP 20 |
| 3K WARM WHITE | BLACK / WHITE | TR005-2-2X12W3K-BW | 24 W | 1563 LM | NO | IP 20 |
| 3K WARM WHITE | BLACK / BRASS | TR005-2-2X12W3K-BBS | 24 W | 1517 LM | NO | IP 20 |
| 2.7K-6K ADJUSTABLE | BLACK | TR005-4-2X12W-DS-B | 24 W | 1735 LM | BLUETOOTH MESH | IP 20 |
| 2.7K-6K ADJUSTABLE | BLACK / WHITE | TR005-4-2X12W-DS-BW | 24 W | 1802 LM | BLUETOOTH MESH | IP 20 |
| 2.7K-6K ADJUSTABLE | BLACK / BRASS | TR005-4-2X12W-DS-BBS | 24 W | 1624 LM | BLUETOOTH MESH | IP 20 |



Focus LED

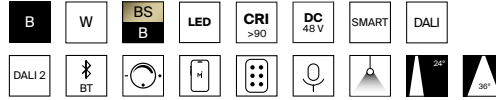
EN A distinctive feature of the Focus LED series is minimalism combined with modern technologies.

DE Minimalismus in Kombination mit moderner Technik ist das Markenzeichen der Serie FOCUS LED.

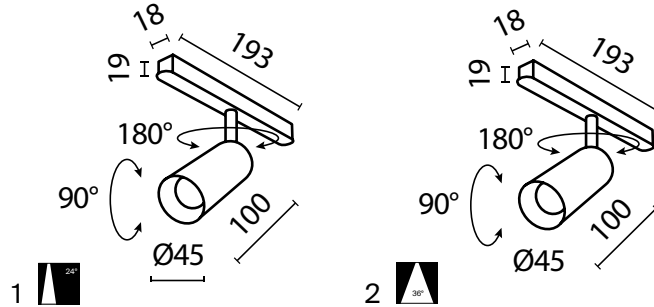
IT Il minimalismo combinato con la tecnologia moderna è una caratteristica distintiva della serie Focus LED.

FR Le minimalisme en combinaison avec les technologies modernes est une caractéristique distinctive de la série Focus LED.

Read more on the website



LEDS EPISTAR




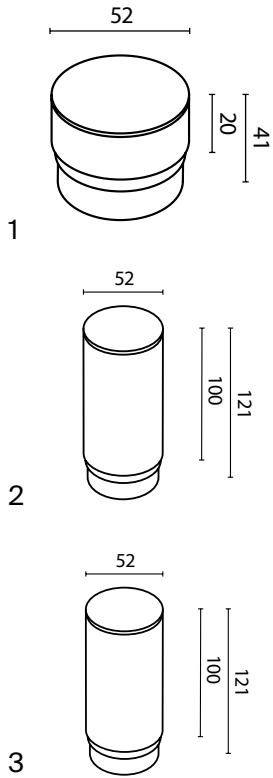
| 1 CCT | COLOR | ARTICLE | MAX W LAMPS | LIGHT FLUX | DIMMABLE | IP |
|------------|-------|---------------------|-------------|------------|----------------|-------|
| WARM WHITE | BLACK | TR032-2-5W3K-S-B | 5 W | 350 LM | NO | IP 20 |
| WARM WHITE | WHITE | TR032-2-5W3K-S-W | 5 W | 420 LM | NO | IP 20 |
| WHITE | BLACK | TR032-2-5W4K-S-B | 5 W | 380 LM | NO | IP 20 |
| WHITE | WHITE | TR032-2-5W4K-S-W | 5 W | 470 LM | NO | IP 20 |
| ADJUSTABLE | BLACK | TR032-4-5W3K-S-DS-B | 5 W | 380 LM | BLUETOOTH MESH | IP 20 |
| ADJUSTABLE | WHITE | TR032-4-5W3K-S-DS-W | 5 W | 420 LM | BLUETOOTH MESH | IP 20 |

| 2 | COLOR | ARTICLE | MAX W LAMPS | LIGHT FLUX | DIMMABLE | IP |
|------------|---------------|-----------------------|-------------|------------|----------------|-------|
| WARM WHITE | BLACK / BRASS | TR032-2-5W3K-M-BBS | 5 W | 377 LM | NO | IP 20 |
| ADJUSTABLE | BLACK / BRASS | TR032-4-5W3K-M-DS-BBS | 5 W | 376 LM | BLUETOOTH MESH | IP 20 |
| ADJUSTABLE | WHITE | TR032-4-5WTW-S-DD-W | 5 W | 300 LM | DALI | IP 20 |
| ADJUSTABLE | BLACK | TR032-4-5WTW-S-DD2-B | 5 W | 300 LM | DALI 2 | IP 20 |
| ADJUSTABLE | WHITE | TR032-4-5WTW-S-DD2-W | 5 W | 300 LM | DALI 2 | IP 20 |

Lenses, filters and rings

EN Replaceable lens to adjust the scattering beam angle (15°, 24°, 36° and 50°).
 DE Auswechselbare Linse zur Einstellung des Streuwinkels (15°, 24°, 36° und 50°).
 IT Lente intercambiabile per regolare l'angolo di diffusione (15°, 24°, 36° e 50°).
 FR Lentille amovible pour le réglage de l'angle de diffusion (sur 15°, 24°, 36° et 50°).

Read more
on the website



| SYSTEM ELEMENT | ARTICLE | SYSTEM ELEMENT | ARTICLE | DEGREE | COLOR |
|------------------|--------------|-----------------------|---------------|--------|--------------------------------|
| 1 MATTE DIFFUSER | RINGSACR-5-W | 4 RING | RINGS-5-W | | <input type="checkbox"/> WHITE |
| 2 MATTE DIFFUSER | RINGLACR-5-W | 5 ANTI-DAZZLE FILTERS | HONEYCOMB-D31 | | |
| 3 MATTE DIFFUSER | RINGMACR-5-W | 6 LENSES | LENSD31-15 | 15° | |
| | | | LENSD31-24 | 24° | |
| | | | LENSD31-36 | 36° | |
| | | | LENSD31-50 | 50° | |

Focus LED

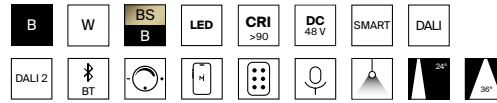
EN A distinctive feature of the Focus LED series is minimalism combined with modern technologies.

DE Minimalismus in Kombination mit moderner Technik ist das Markenzeichen der Serie FOCUS LED.

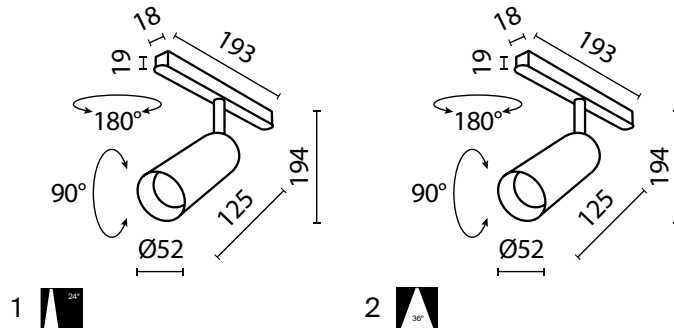
IT Il minimalismo combinato con la tecnologia moderna è una caratteristica distintiva della serie Focus LED.

FR Le minimalisme en combinaison avec les technologies modernes est une caractéristique distinctive de la série Focus LED.

Read more on the website



LEDS EPISTAR


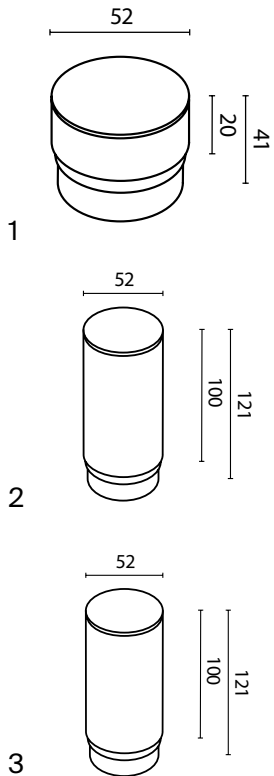


| 1 CCT | COLOR | ARTICLE | MAX W LAMPS | LIGHT FLUX | DIMMABLE | IP | |
|---------|------------|---------------|------------------------|------------|----------|----------------|-------|
| 3K | WARM WHITE | BLACK | TR032-2-12W3K-S-B | 12 W | 840 LM | NO | IP 20 |
| 3K | WARM WHITE | WHITE | TR032-2-12W3K-S-W | 12 W | 970 LM | NO | IP 20 |
| 4K | WHITE | BLACK | TR032-2-12W4K-S-B | 12 W | 840 LM | NO | IP 20 |
| 4K | WHITE | WHITE | TR032-2-12W4K-S-W | 12 W | 1000 LM | NO | IP 20 |
| 2.7K-6K | ADJUSTABLE | BLACK | TR032-4-12W3K-S-DS-B | 12 W | 900 LM | BLUETOOTH MESH | IP 20 |
| 2.7K-6K | ADJUSTABLE | WHITE | TR032-4-12W3K-S-DS-W | 12 W | 1080 LM | BLUETOOTH MESH | IP 20 |
| 2 | | | | | | | |
| 3K | WARM WHITE | BLACK / BRASS | TR032-2-12W3K-M-BBS | 12 W | 904 LM | NO | IP 20 |
| 2.7K-6K | ADJUSTABLE | BLACK / BRASS | TR032-4-12W3K-M-DS-BBS | 12 W | 944 LM | BLUETOOTH MESH | IP 20 |
| 2.7K-6K | ADJUSTABLE | BLACK | TR032-4-12WTW-S-DD-B | 12 W | 950 LM | DALI | IP 20 |
| 2.7K-6K | ADJUSTABLE | WHITE | TR032-4-12WTW-S-DD-W | 12 W | 950 LM | DALI | IP 20 |
| 2.7K-6K | ADJUSTABLE | BLACK | TR032-4-12WTW-S-DD2-B | 12 W | 950 LM | DALI 2 | IP 20 |
| 2.7K-6K | ADJUSTABLE | WHITE | TR032-4-12WTW-S-DD2-W | 12 W | 950 LM | DALI 2 | IP 20 |

Lenses, filters and rings

EN Replaceable lens to adjust the scattering beam angle (15°, 24°, 36° and 50°).
 DE Auswechselbare Linse zur Einstellung des Streuwinkels (15°, 24°, 36° und 50°).
 IT Lente intercambiabile per regolare l'angolo di diffusione (15°, 24°, 36° e 50°).
 FR Lentille amovible pour le réglage de l'angle de diffusion (sur 15°, 24°, 36° et 50°).

Read more
on the website



| SYSTEM ELEMENT | ARTICLE | SYSTEM ELEMENT | ARTICLE | DEGREE | COLOR |
|------------------|---------------|-----------------------|---------------|--------|--------------------------------|
| 1 MATTE DIFFUSER | RINGSACR-12-W | 4 RING | RINGM-12-W | | <input type="checkbox"/> WHITE |
| 2 MATTE DIFFUSER | RINGLACR-12-W | 5 ANTI-DAZZLE FILTERS | HONEYCOMB-D38 | | |
| 3 MATTE DIFFUSER | RINGMACR-12-W | 6 LENSES | LENSD38-15 | 15° | |
| | | | LENSD38-24 | 24° | |
| | | | LENSD38-36 | 36° | |
| | | | LENSD38-50 | 50° | |





Focus LED

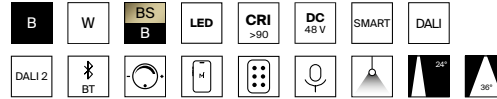
EN A distinctive feature of the Focus LED series is minimalism combined with modern technologies.

DE Minimalismus in Kombination mit moderner Technik ist das Markenzeichen der Serie FOCUS LED.

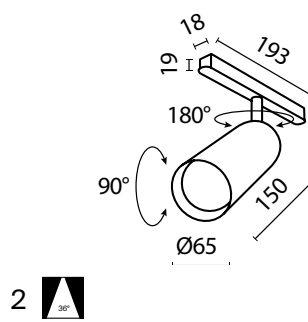
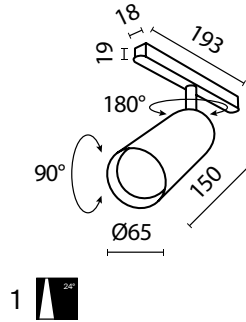
IT Il minimalismo combinato con la tecnologia moderna è una caratteristica distintiva della serie Focus LED.

FR Le minimalisme en combinaison avec les technologies modernes est une caractéristique distinctive de la série Focus LED.

Read more on the website



LEDS EPISTAR




| 1 CCT | COLOR | ARTICLE | MAX W LAMPS | LIGHT FLUX | DIMMABLE | IP |
|------------|-------|-----------------------|-------------|------------|----------------|-------|
| WARM WHITE | BLACK | TR032-2-20W3K-S-B | 20 W | 1400 LM | NO | IP 20 |
| WARM WHITE | WHITE | TR032-2-20W3K-S-W | 20 W | 1600 LM | NO | IP 20 |
| WHITE | BLACK | TR032-2-20W4K-S-B | 20 W | 1500 LM | NO | IP 20 |
| WHITE | WHITE | TR032-2-20W4K-S-W | 20 W | 1910 LM | NO | IP 20 |
| ADJUSTABLE | BLACK | TR032-4-20W3K-S-DS-B | 20 W | 1500 LM | BLUETOOTH MESH | IP 20 |
| ADJUSTABLE | WHITE | TR032-4-20W3K-S-DS-W | 20 W | 1630 LM | BLUETOOTH MESH | IP 20 |
| 2 | | | | | | |
| ADJUSTABLE | BLACK | TR032-4-20WTW-S-DD-B | 20 W | 1200 LM | DALI | IP 20 |
| ADJUSTABLE | WHITE | TR032-4-20WTW-S-DD-W | 20 W | 1200 LM | DALI | IP 20 |
| ADJUSTABLE | BLACK | TR032-4-20WTW-S-DD2-B | 20 W | 1200 LM | DALI 2 | IP 20 |
| ADJUSTABLE | WHITE | TR032-4-20WTW-S-DD2-W | 20 W | 1200 LM | DALI 2 | IP 20 |

Lenses, filters and rings

Read more on the website



EN Replaceable lens to adjust the scattering beam angle (15°, 24°, 36° and 50°).
 DE Auswechselbare Linse zur Einstellung des Streuwinkels (15°, 24°, 36° und 50°).
 IT Lente intercambiabile per regolare l'angolo di diffusione (15°, 24°, 36° e 50°).
 FR Lentille amovible pour le réglage de l'angle de diffusion (sur 15°, 24°, 36° et 50°).



| SYSTEM ELEMENT | ARTICLE | DEGREE | COLOR |
|-----------------------|---------------|--------|--------------------------------|
| 1 RING | RINGL-20-W | | <input type="checkbox"/> WHITE |
| 2 ANTI-DAZZLE FILTERS | HONEYCOMB-D50 | | |
| 3 LENSES | LENSD50-15 | 15° | |
| | LENSD50-24 | 24° | |
| | LENSD50-36 | 36° | |
| | LENSD50-50 | 50° | |

Focus LED

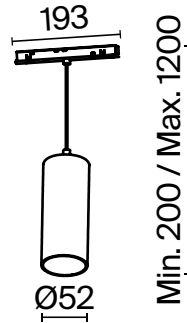
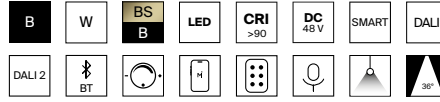
EN A distinctive feature of the Focus LED series is minimalism combined with modern technologies.

DE Minimalismus in Kombination mit moderner Technik ist das Markenzeichen der Serie FOCUS LED.

IT Il minimalismo combinato con la tecnologia moderna è una caratteristica distintiva della serie Focus LED.

FR Le minimalisme en combinaison avec les technologies modernes est une caractéristique distinctive de la série Focus LED.

Read more on the website



LEDS EPISTAR



| CCT | COLOR | ARTICLE | MAX W LAMPS | LIGHT FLUX | DIMMABLE | IP | |
|---------|------------|---------------|------------------------|------------|----------|----------------|-------|
| 3K | WARM WHITE | BLACK | TR041-2-12W3K-B | 12 W | 840 LM | NO | IP 20 |
| 3K | WARM WHITE | WHITE | TR041-2-12W3K-W | 12 W | 1040 LM | NO | IP 20 |
| 3K | WARM WHITE | BLACK / BRASS | TR041-2-12W3K-BBS | 12 W | 883 LM | NO | IP 20 |
| 4K | WHITE | BLACK | TR041-2-12W4K-B | 12 W | 900 LM | NO | IP 20 |
| 4K | WHITE | WHITE | TR041-2-12W4K-W | 12 W | 1090 LM | NO | IP 20 |
| 2.7K-6K | ADJUSTABLE | BLACK | TR041-4-12W3K-M-DS-B | 12 W | 900 LM | BLUETOOTH MESH | IP 20 |
| 2.7K-6K | ADJUSTABLE | WHITE | TR041-4-12W3K-M-DS-W | 12 W | 890 LM | BLUETOOTH MESH | IP 20 |
| 2.7K-6K | ADJUSTABLE | BLACK / BRASS | TR041-4-12W3K-M-DS-BBS | 12 W | 1014 LM | BLUETOOTH MESH | IP 20 |
| 2.7K-6K | ADJUSTABLE | BLACK | TR041-4-12WTW-DD-B | 12 W | 900 LM | DALI | IP 20 |
| 2.7K-6K | ADJUSTABLE | WHITE | TR041-4-12WTW-DD-W | 12 W | 900 LM | DALI | IP 20 |
| 2.7K-6K | ADJUSTABLE | BLACK | TR041-4-12WTW-DD2-B | 12 W | 900 LM | DALI 2 | IP 20 |
| 2.7K-6K | ADJUSTABLE | WHITE | TR041-4-12WTW-DD2-W | 12 W | 900 LM | DALI 2 | IP 20 |

Focus T

^{EN} Aluminium body. A compact diameter of the dome lamp.

^{DE} Der Rahmen ist aus Aluminium hergestellt. Kompakter Lampenschirmdurchmesser.

^{IT} Il corpo è fatto in alluminio. L'angolo di dispersione è 36. Il diametro compatto del paralume.

^{FR} Le corps est fait en aluminium. Diamètre de l'abat-jour compact.

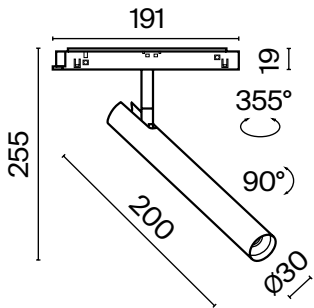
Read more
on the website



LEDS BRIDGELUX



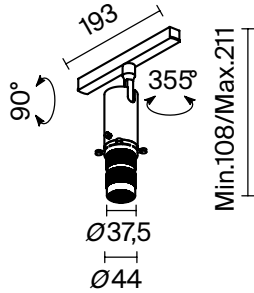
ANTI-DAZZLE FILTERS HONEYCOMB-D24



| CCT | COLOR | ARTICLE | MAX W LAMPS | LIGHT FLUX | DIMMABLE | IP |
|---------------|-------|-------------------|-------------|------------|----------|-------|
| 3K WARM WHITE | BLACK | TR141-2-6W3K-M-B | 6 W | 270 LM | NO | IP 20 |
| 3K WARM WHITE | WHITE | TR141-2-6W3K-M-W | 6 W | 280 LM | NO | IP 20 |
| 3K WARM WHITE | BRASS | TR141-2-6W3K-M-BS | 6 W | 280 LM | NO | IP 20 |

Gala

Read more
on the website

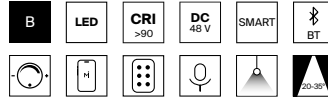


^{EN} Special shutters give a round or square shape to a light spot of various sizes. A focusing ring adjusts the light spot clarity.

^{DE} Mit Hilfe spezieller Verschlüsse kann der Lichtpunkt rund oder quadratisch in verschiedenen Größen gestaltet werden. Mit dem Fokussiererring lässt sich die Schärfe des Lichtpunkts einstellen.

^{IT} Con l'aiuto delle tende speciali è possibile dare una forma rotonda o quadrata di una macchia luminosa delle diverse dimensioni. Con l'anello di messa a fuoco è possibile regolare la chiarezza della macchia luminosa.

^{FR} À l'aide de rideaux spéciaux, vous pouvez créer une forme ronde ou carrée d'un spot lumineux de différentes tailles. À l'aide de la bague de mise au point, vous pouvez régler la clarté du spot lumineux.



LEDS LUMINUS



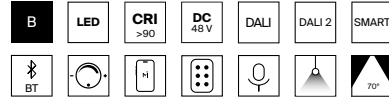
| CCT | COLOR | ARTICLE | MAX W LAMPS | LIGHT FLUX | DIMMABLE | IP |
|---------------------------|--|--------------------|-------------|------------|----------------|-------|
| 3K WARM WHITE | BLACK | TR108-2-10W3K-B | 10 W | 360 LM | NO | IP 20 |
| 2.7K-6K ADJUSTABLE | BLACK | TR108-4-10W3K-DS-B | 10 W | 290 LM | BLUETOOTH MESH | IP 20 |



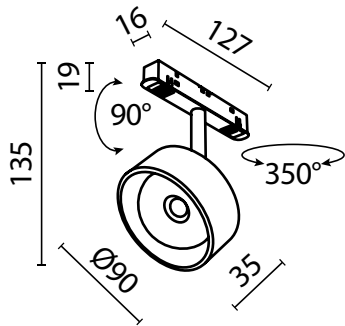
Lens

EN Housing material: Metal. The luminaire includes a clear lens, providing a studio-like effect.
 DE Metallgehäuse. Die Leuchte hat eine transparente Linse, die einen studioähnlichen Effekt erzeugt.
 IT Crpo in metallo. La lampadacomprende una lente trasparente, che crea un effetto studio.
 FR Boîtier en métal. Le luminaire est doté d'une lentille transparente, offrant un effet semblable à celui d'un studio.

Read more
on the website



LEDS BRIDGELUX



| CCT | COLOR | ARTICLE | MAX W LAMPS | LIGHT FLUX | DIMMABLE | IP |
|--------------------|-------|---------------------|-------------|------------|----------|-------|
| 3K WARM WHITE | BLACK | TR217-2-15W3K-B | 15 W | 770 LM | NO | IP 20 |
| 2.7K-6K ADJUSTABLE | BLACK | TR217-4-15WTW-DD-B | 15 W | 770 LM | DALI | IP 20 |
| 2.7K-6K ADJUSTABLE | BLACK | TR217-4-15WTW-DD2-B | 15 W | 770 LM | DALI 2 | IP 20 |



Larc

Read more
on the website




EN Matte diffuser on the body for uniform illumination. Rotation around its axis by 355°.

Wide beam angle. LED light source.

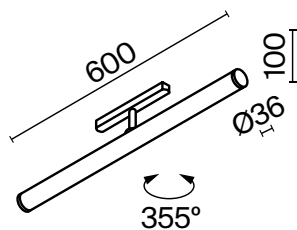
DE Matter Diffusor am Rahmen sorgt für eine gleichmäßige Beleuchtung. 355°-Drehung um die eigene Achse. Breiter Lichtstreuwinkel. LED-Lichtquelle.

IT Diffusore opaco sul corpo per un'illuminazione uniforme. Rotazione attorno al proprio asse di 355°. Ampio angolo di diffusione. Sorgente luminosa LED.

FR Diffuseur mat sur le corps pour un éclairage uniforme. Rotation autour de son axe sur 355°. Grand angle de diffusion. Source de lumière LED.



LEDS OSRAM



| CCT | COLOR | ARTICLE | MAX W LAMPS | LIGHT FLUX | DIMMABLE | IP |
|--------------------|---------|------------------|-------------|------------|----------------|-------|
| 3K WARM WHITE | ■ BLACK | TR086-2-25W3K-B | 25 W | 1880 LM | NO | IP 20 |
| 3K WARM WHITE | □ WHITE | TR086-2-25W3K-W | 25 W | 1880 LM | NO | IP 20 |
| 4K WHITE | ■ BLACK | TR086-2-25W4K-B | 25 W | 1880 LM | NO | IP 20 |
| 4K WHITE | □ WHITE | TR086-2-25W4K-W | 25 W | 1880 LM | NO | IP 20 |
| 2.7K-6K ADJUSTABLE | ■ BLACK | TR086-4-25W-DS-B | 25 W | 1950 LM | BLUETOOTH MESH | IP 20 |
| 2.7K-6K ADJUSTABLE | □ WHITE | TR086-4-25W-DS-W | 25 W | 1950 LM | BLUETOOTH MESH | IP 20 |







Luna

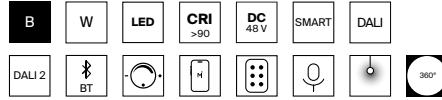
EN Metal fittings. Dome lamp: blown glass with a compact matte diffuser inside.

DE Beschläge - Metall. Lampenschirm - mundgeblasenes Glas mit einem kompakten matten Diffusor im Inneren.

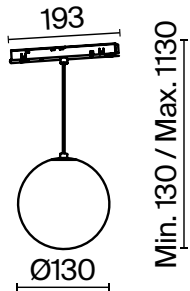
IT L'armature e' metallo. Il paralume è fatto in vetro soffiato con il diffusore di color opaco compatto all'interno.

FR Armature en métal. L'abat-jour est en verre soufflé avec un diffuseur mat compact à l'intérieur.

Read more
on the website



LEDS EPISTAR



| CCT | COLOR | ARTICLE | MAX W LAMPS | LIGHT FLUX | DIMMABLE | IP | |
|---------|------------|---------|------------------------|------------|----------|----------------|-------|
| 3K | WARM WHITE | BLACK | TR039-2-5W3K-1 | 5 W | 280 LM | NO | IP 20 |
| 3K | WARM WHITE | WHITE | TR039-2-5W3K-W-1 | 5 W | 220 LM | NO | IP 20 |
| 4K | WHITE | BLACK | TR039-2-5W4K-1 | 5 W | 300 LM | NO | IP 20 |
| 4K | WHITE | WHITE | TR039-2-5W4K-W-1 | 5 W | 240 LM | NO | IP 20 |
| 2.7K-6K | ADJUSTABLE | BLACK | TR039-4-5W3K-WW-DS-1 | 5 W | 300 LM | BLUETOOTH MESH | IP 20 |
| 2.7K-6K | ADJUSTABLE | WHITE | TR039-4-5W3K-WW-DS-W-1 | 5 W | 230 LM | BLUETOOTH MESH | IP 20 |
| 2.7K-6K | ADJUSTABLE | BLACK | TR039-4-5WTW-DD-B | 6 W | 300 LM | DALI | IP 20 |
| 2.7K-6K | ADJUSTABLE | BLACK | TR039-4-5WTW-DD2-B | 6 W | 350 LM | DALI 2 | IP 20 |

Luna

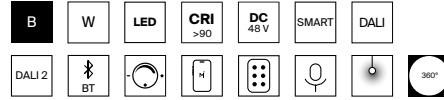
EN Metal fittings. Dome lamp: blown glass with a compact matte diffuser inside.

DE Beschläge - Metall. Lampenschirm - mundgeblasenes. Glas mit einem kompakten matten. Diffusor im Inneren.

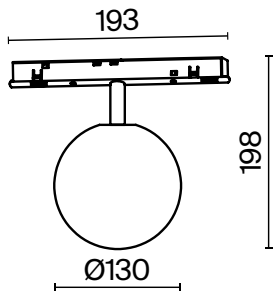
IT L'armature e' metallo. Il paralume è fatto in vetro soffiato con il diffusore di color opaco compatto all'interno.

FR Armature en métal. L'abat-jour est en verre soufflé avec un diffuseur mat compact à l'intérieur.

Read more
on the website



LEDS EPISTAR



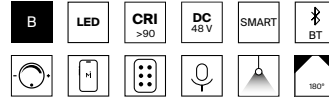
| CCT | COLOR | ARTICLE | MAX W LAMPS | LIGHT FLUX | DIMMABLE | IP |
|---------|-------|------------------------|-------------|------------|----------------|-------|
| 3K | BLACK | TR038-2-5W3K-1 | 5 W | 280 LM | NO | IP 20 |
| 3K | WHITE | TR038-2-5W3K-W-1 | 5 W | 220 LM | NO | IP 20 |
| 4K | BLACK | TR038-2-5W4K-1 | 5 W | 300 LM | NO | IP 20 |
| 4K | WHITE | TR038-2-5W4K-W-1 | 5 W | 240 LM | NO | IP 20 |
| 2.7K-6K | BLACK | TR038-4-5W3K-WW-DS-1 | 5 W | 300 LM | BLUETOOTH MESH | IP 20 |
| 2.7K-6K | WHITE | TR038-4-5W3K-WW-DS-W-1 | 5 W | 230 LM | BLUETOOTH MESH | IP 20 |
| 2.7K-6K | BLACK | TR038-4-5WTW-DD-B | 6 W | 300 LM | DALI | IP 20 |
| 2.7K-6K | BLACK | TR038-4-5WTW-DD2-B | 6 W | 300 LM | DALI 2 | IP 20 |

Outline

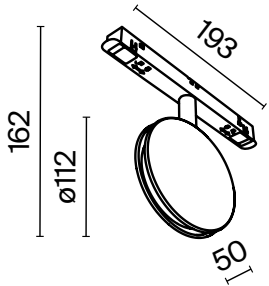
Read more
on the website



^{EN} Black aluminum housing with a “light corridor” linear light effect. A special lens creates an optical effect of circular peripheral lighting.
^{DE} Schwarzes Aluminiumgehäuse mit linearem “Lichtstrahl“-Lichteffekt. Eine spezielle Linse erzeugt den optischen Effekt einer kreisförmigen peripheren Beleuchtung.
^{IT} Corpo in alluminio nero. Effetto della linea di luce a “corridoio luminoso”. Lente speciale - effetto ottico di illuminazione periferica circolare.
^{FR} Boîtier en aluminium noir. Effet lumineux linéaire “couloir de lumière”. Lentille spéciale créant un effet optique d’éclairage périphérique circulaire.



LEDS OSRAM



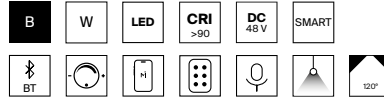
| CCT | COLOR | ARTICLE | MAX W LAMPS | LIGHT FLUX | DIMMABLE | IP |
|--------------------|-------|-----------------|-------------|------------|----------------|-------|
| 3K WARM WHITE | BLACK | TR090-2-6W3K-B | 6 W | 28 LM | NO | IP 20 |
| 2.7K-6K ADJUSTABLE | BLACK | TR090-4-6W-DS-B | 6 W | 31 LM | BLUETOOTH MESH | IP 20 |



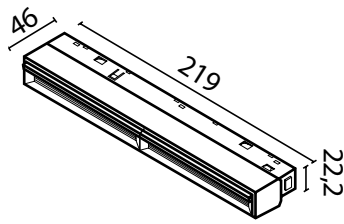
Parete

EN Wall Washer optics in an aluminum housing provide uniform wall illumination.
 DE Aluminiumgehäuse mit Wandfluter Optik – sorgt für eine gleichmäßige „Flutung“ der Wände mit Licht.
 IT Lampade con corpo in alluminio. L'ottica Wall Washer assicura un “riempimento” uniforme della luce sulle pareti.
 FR Lampes dans un boîtier en aluminium, Les optiques Wall Washing assurent une diffusion uniforme sur les murs.

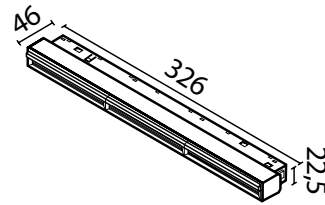
Read more on the website



LEDS EPISTAR



1



2

| 1 CCT | COLOR | ARTICLE | MAX W LAMPS | LIGHT FLUX | DIMMABLE | IP |
|------------|-------|------------------|-------------|------------|----------------|-------|
| WARM WHITE | BLACK | TR106-2-12W3K-B | 12 W | 474 LM | NO | IP 20 |
| WARM WHITE | WHITE | TR106-2-12W3K-W | 12 W | 552 LM | NO | IP 20 |
| ADJUSTABLE | BLACK | TR106-4-12W-DS-B | 12 W | 218 LM | BLUETOOTH MESH | IP 20 |
| ADJUSTABLE | WHITE | TR106-4-12W-DS-W | 12 W | 309 LM | BLUETOOTH MESH | IP 20 |
| 2 | | | | | | |
| WARM WHITE | BLACK | TR106-2-18W3K-B | 18 W | 719 LM | NO | IP 20 |
| WARM WHITE | WHITE | TR106-2-18W3K-W | 18 W | 879 LM | NO | IP 20 |
| ADJUSTABLE | BLACK | TR106-4-18W-DS-B | 18 W | 374 LM | BLUETOOTH MESH | IP 20 |
| ADJUSTABLE | WHITE | TR106-4-18W-DS-W | 18 W | 360 LM | BLUETOOTH MESH | IP 20 |



Plato

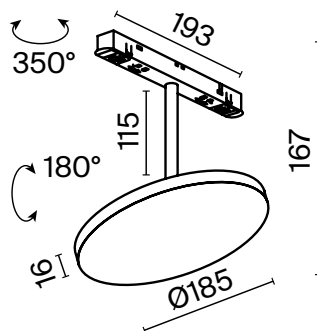
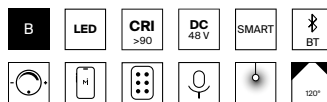
EN Aluminium fittings. The lifting mechanism provides cable length adjustment with a slight movement of the hand.

DE Beschläge aus Aluminium. Das Hebezeug ermöglicht es, die Länge des Seils durch einfache Handbewegung einzustellen.

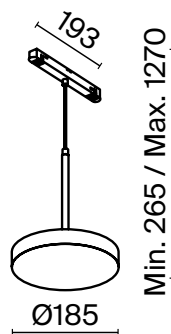
IT L'armatura e' in alluminio. Il meccanismo di sollevamento consente di regolare la lunghezza del cavo con un leggero movimento di una mano.

FR Armature en aluminium. Le mécanisme de levage permet d'ajuster la longueur du câble d'un léger mouvement de la main.

Read more on the website



| CCT | COLOR | ARTICLE | MAX W LAMPS | LIGHT FLUX | DIMMABLE | IP |
|--------------------|-------|------------------|-------------|------------|----------------|-------|
| 3K WARM WHITE | BLACK | TR131-2-15W3K-B | 15 W | 712 LM | NO | IP 20 |
| 2.7K-6K ADJUSTABLE | BLACK | TR131-4-15W-DS-B | 15 W | 707 LM | BLUETOOTH MESH | IP 20 |



| | | | | | | |
|--------------------|-------|------------------|------|--------|----------------|-------|
| 3K WARM WHITE | BLACK | TR123-2-15W3K-B | 15 W | 708 LM | NO | IP 20 |
| 2.7K-6K ADJUSTABLE | BLACK | TR123-4-15W-DS-B | 15 W | 769 LM | BLUETOOTH MESH | IP 20 |





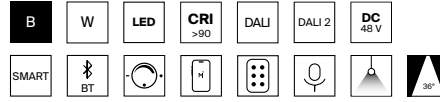


Points

Read more
on the website



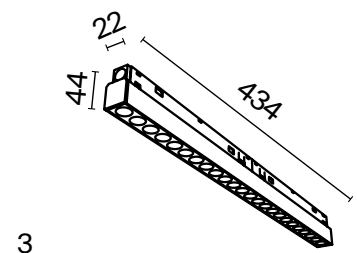
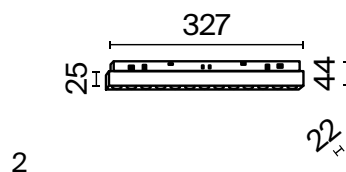
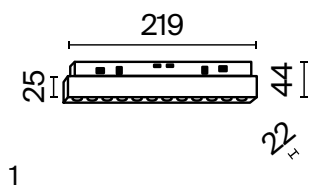
EN Metal body. Hidden LED light source. Focusing optics for key-light.
 DE Metallrahmen. Versteckte LED-Lichtquelle. Konzentrierende Optik für gerichtete
 Beleuchtung.
 IT Corpo in metallo. Sorgente luminosa a LED nascosta. Ottica concentrante per
 illuminazione direzionale.
 FR Corps en métal. de lumière LED dissimulée. Optique non imageante pour un éclairage
 orientable.



LEDS SANAN



NEW



| 1 CCT | | COLOR | ARTICLE | MAX W LAMPS | LIGHT FLUX | DIMMABLE | IP |
|---------|------------|---------|----------------------|-------------|------------|----------------|-------|
| 2.7K | WARM | ■ BLACK | TR031-2-12W2.7K-B | 12 W | 760 LM | NO | IP 20 |
| 3K | WARM WHITE | ■ BLACK | TR031-2-12W3K-B | 12 W | 840 LM | NO | IP 20 |
| 3K | WARM WHITE | □ WHITE | TR031-2-12W3K-W | 12 W | 900 LM | NO | IP 20 |
| 4K | WHITE | ■ BLACK | TR031-2-12W4K-B | 12 W | 900 LM | NO | IP 20 |
| 4K | WHITE | □ WHITE | TR031-2-12W4K-W | 12 W | 940 LM | NO | IP 20 |
| 2.7K-6K | ADJUSTABLE | ■ BLACK | TR031-4-12W3K-S-DS-B | 12 W | 900 LM | BLUETOOTH MESH | IP 20 |
| 2.7K-6K | ADJUSTABLE | □ WHITE | TR031-4-12W3K-S-DS-W | 12 W | 810 LM | BLUETOOTH MESH | IP 20 |
| 2.7K-6K | ADJUSTABLE | ■ BLACK | TR031-4-12WTW-DD-B | 12 W | 900 LM | DALI | IP 20 |
| 2.7K-6K | ADJUSTABLE | □ WHITE | TR031-4-12WTW-DD-W | 12 W | 950 LM | DALI | IP 20 |
| 2.7K-6K | ADJUSTABLE | ■ BLACK | TR031-4-12WTW-DD2-B | 12 W | 840 LM | DALI 2 | IP 20 |
| 2.7K-6K | ADJUSTABLE | □ WHITE | TR031-4-12WTW-DD2-W | 12 W | 960 LM | DALI 2 | IP 20 |

2

| | | | | | | | |
|---------|------------|---------|----------------------|------|---------|----------------|-------|
| 2.7K | WARM | ■ BLACK | TR031-2-18W2.7K-B | 18 W | 1110 LM | NO | IP 20 |
| 3K | WARM WHITE | ■ BLACK | TR031-2-18W3K-B | 18 W | 1260 LM | NO | IP 20 |
| 3K | WARM WHITE | □ WHITE | TR031-2-18W3K-W | 18 W | 1210 LM | NO | IP 20 |
| 4K | WHITE | ■ BLACK | TR031-2-18W4K-B | 18 W | 1350 LM | NO | IP 20 |
| 4K | WHITE | □ WHITE | TR031-2-18W4K-W | 18 W | 1320 LM | NO | IP 20 |
| 2.7K-6K | ADJUSTABLE | ■ BLACK | TR031-4-18W3K-S-DS-B | 18 W | 1350 LM | BLUETOOTH MESH | IP 20 |
| 2.7K-6K | ADJUSTABLE | □ WHITE | TR031-4-18W3K-S-DS-W | 18 W | 1160 LM | BLUETOOTH MESH | IP 20 |
| 2.7K-6K | ADJUSTABLE | ■ BLACK | TR031-4-18WTW-DD-B | 18 W | 1350 LM | DALI | IP 20 |
| 2.7K-6K | ADJUSTABLE | □ WHITE | TR031-4-18WTW-DD-W | 18 W | 1350 LM | DALI | IP 20 |
| 2.7K-6K | ADJUSTABLE | ■ BLACK | TR031-4-18WTW-DD2-B | 18 W | 1237 LM | DALI 2 | IP 20 |
| 2.7K-6K | ADJUSTABLE | □ WHITE | TR031-4-18WTW-DD2-W | 18 W | 1399 LM | DALI 2 | IP 20 |

3

| | | | | | | | |
|---------|------------|---------|---------------------|------|---------|--------|-------|
| 2.7K-6K | ADJUSTABLE | ■ BLACK | TR031-4-24WTW-DD-B | 24 W | 1650 LM | DALI | IP 20 |
| 2.7K-6K | ADJUSTABLE | □ WHITE | TR031-4-24WTW-DD-W | 24 W | 1650 LM | DALI | IP 20 |
| 2.7K-6K | ADJUSTABLE | ■ BLACK | TR031-4-24WTW-DD2-B | 24 W | 1655 LM | DALI 2 | IP 20 |
| 2.7K-6K | ADJUSTABLE | □ WHITE | TR031-4-24WTW-DD2-W | 24 W | 1793 LM | DALI 2 | IP 20 |

Points Rot

Read more on the website

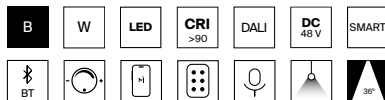


EN Aluminium and plastic fittings. Lamps with a rotary mechanism allow you to direct light in the interior.

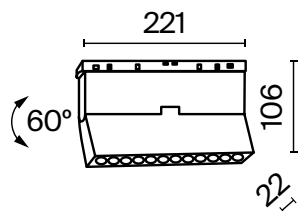
DE Material der Beschläge - Aluminium und Kunststoff. Leuchten mit einem Drehmechanismus ermöglichen es, das Licht in den Innenraum zu richten.

IT Il materiale della armatura è di alluminio e della material plastica. Le lampade con il meccanismo rotante consentono di dirigere la luce all'interno.

FR Matériau de l'armature - aluminium et plastique. Les luminaires à mécanisme rotatif permettent de diriger la lumière vers l'intérieur.



LEDS SANAN



| CCT | COLOR | ARTICLE | MAX W LAMPS | LIGHT FLUX | DIMMABLE | IP |
|--------------------|-------|---------------------|-------------|------------|----------|-------|
| 2.7K-6K ADJUSTABLE | BLACK | TR033-4-12WTW-DD-B | 12 W | 850 LM | DALI | IP 20 |
| 2.7K-6K ADJUSTABLE | WHITE | TR033-4-12WTW-DD-W | 12 W | 900 LM | DALI | IP 20 |
| 2.7K-6K ADJUSTABLE | BLACK | TR033-4-12WTW-DD2-B | 12 W | 844 LM | DALI 2 | IP 20 |
| 2.7K-6K ADJUSTABLE | WHITE | TR033-4-12WTW-DD2-W | 12 W | 944 LM | DALI 2 | IP 20 |

Points S

Read more
on the website

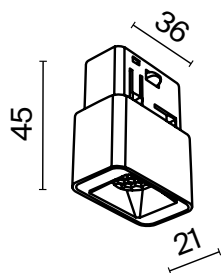


^{EN} Aluminium fittings. The unique optical system of the lamp creates an amazing “light from nowhere” effect and is invisible even when turned on, illuminating only the necessary object.

^{DE} Material der Beschläge - Aluminium. Die einzigartige Optik der Leuchte erzeugt einen überraschenden «Licht aus dem Nichts»-Effekt und ist selbst im eingeschalteten Zustand unsichtbar und beleuchtet nur das gewünschte Objekt.

^{IT} Il materiale del rinforzo è alluminio. L'esclusivo sistema ottico della lampada crea un effetto straordinario «luce da nessun luogo» ed è invisibile anche quando è acceso, illuminando solo di un oggetto necessario.

^{FR} Matériau de l'armature - aluminium. Le système optique unique de la lampe crée un effet étonnant de « lumière venue de nulle part » et est invisible même lorsqu'elle est allumée, illuminant uniquement l'objet nécessaire.



| CCT | COLOR | ARTICLE | MAX W LAMPS | LIGHT FLUX | DIMMABLE | IP |
|---------------|-------|------------------|-------------|------------|----------|-------|
| 3K WARM WHITE | BLACK | TR100-2-2W3K-S-B | 2 W | 81 LM | NO | IP 20 |
| 3K WARM WHITE | WHITE | TR100-2-2W3K-S-W | 2 W | 79 LM | NO | IP 20 |
| 4K WHITE | BLACK | TR100-2-2W4K-S-B | 2 W | 82 LM | NO | IP 20 |
| 4K WHITE | WHITE | TR100-2-2W4K-S-W | 2 W | 95 LM | NO | IP 20 |

Relax

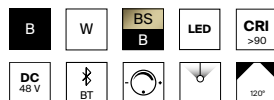
EN Aluminium body. A decorative disk-shaped track luminaire.

DE Material der Beschläge - Aluminium. Dekorative Schienenleuchte in Form einer Scheibe.

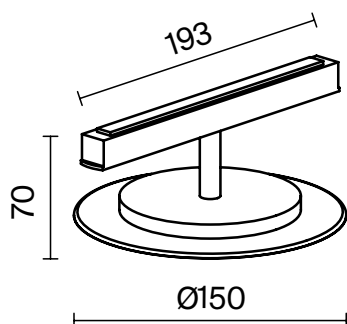
IT Il materiale dell'armatura è alluminio. La lampada a binario decorativa a forma di un disco.

FR Matériau de l'armature en aluminium. Luminaire sur rail décoratif en forme de disque.

Read more
on the website



LEDS SANAN



| CCT | COLOR | ARTICLE | MAX W LAMPS | LIGHT FLUX | DIMMABLE | IP |
|--------------------|---------------|------------------|-------------|------------|----------------|-------|
| 3K WARM WHITE | BLACK | TR107-2-5W3K-B | 5 W | 164 LM | NO | IP 20 |
| 3K WARM WHITE | WHITE | TR107-2-5W3K-W | 5 W | 160 LM | NO | IP 20 |
| 3K WARM WHITE | BLACK / BRASS | TR107-2-5W3K-BS | 5 W | 139 LM | NO | IP 20 |
| 2.7K-6K ADJUSTABLE | BLACK | TR107-4-5W-DS-B | 5 W | 204 LM | BLUETOOTH MESH | IP 20 |
| 2.7K-6K ADJUSTABLE | WHITE | TR107-4-5W-DS-W | 5 W | 215 LM | BLUETOOTH MESH | IP 20 |
| 2.7K-6K ADJUSTABLE | BLACK / BRASS | TR107-4-5W-DS-BS | 5 W | 180 LM | BLUETOOTH MESH | IP 20 |

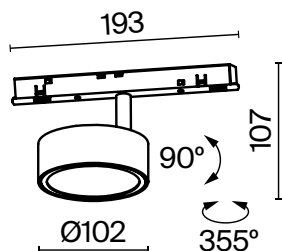
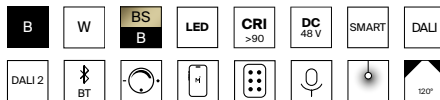
TR100-2-2W4K-S-B

TR107-4-5W-DS-B



EN Matte diffuser on the body for uniform illumination. Rotation around its axis by 355°. Wide beam angle.
 DE Matter Diffusor am Rahmen sorgt für eine gleichmäßige Beleuchtung. 355°-Drehung um die eigene Achse. Breiter Lichtstreuwinkel.
 IT Diffusore opaco sul corpo per un'illuminazione uniforme. Rotazione intorno al proprio asse di 355°. Ampio angolo di diffusione.
 FR Diffuseur mat sur le corps pour un éclairage uniforme. Rotation autour de son axe sur 355°. Grand angle de diffusion.

Read more on the website




LEDS SANAN



| CCT | COLOR | ARTICLE | MAX W LAMPS | LIGHT FLUX | DIMMABLE | IP | |
|---------|------------|---------------|----------------------|------------|----------|----------------|-------|
| 3K | WARM WHITE | BLACK | TR040-2-18W3K | 18 W | 1080 LM | NO | IP 20 |
| 3K | WARM WHITE | WHITE | TR040-2-18W3K-W | 18 W | 1120 LM | NO | IP 20 |
| 3K | WARM WHITE | BLACK / BRASS | TR040-2-18W3K-BBS | 18 W | 1205 LM | NO | IP 20 |
| 4K | WHITE | BLACK | TR040-2-18W4K | 18 W | 1170 LM | NO | IP 20 |
| 4K | WHITE | WHITE | TR040-2-18W4K-W | 18 W | 1260 LM | NO | IP 20 |
| 2.7K-6K | ADJUSTABLE | BLACK | TR040-4-18W3K-DS | 18 W | 1170 LM | BLUETOOTH MESH | IP 20 |
| 2.7K-6K | ADJUSTABLE | WHITE | TR040-4-18W3K-DS-W | 18 W | 890 LM | BLUETOOTH MESH | IP 20 |
| 2.7K-6K | ADJUSTABLE | BLACK / BRASS | TR040-4-18W3K-DS-BBS | 18 W | 994 LM | BLUETOOTH MESH | IP 20 |
| 2.7K-6K | ADJUSTABLE | BLACK | TR040-4-18WTW-DD-B | 18 W | 750 LM | DALI | IP 20 |
| 2.7K-6K | ADJUSTABLE | WHITE | TR040-4-18WTW-DD-W | 18 W | 750 LM | DALI | IP 20 |
| 2.7K-6K | ADJUSTABLE | BLACK | TR040-4-18WTW-DD2-B | 18 W | 750 LM | DALI 2 | IP 20 |
| 2.7K-6K | ADJUSTABLE | WHITE | TR040-4-18WTW-DD2-W | 18 W | 750 LM | DALI 2 | IP 20 |





FOCUS LED
SKIM
BASIS

136
138
140

POINTS
BUBBLE
LUNA

142
144
146

KEILA
BIANCA
PLATO
ZERO

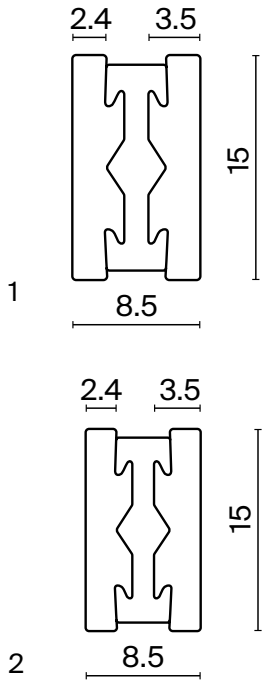
147
148
150
154



LUNA
TR149-1-5W3K-B-DE

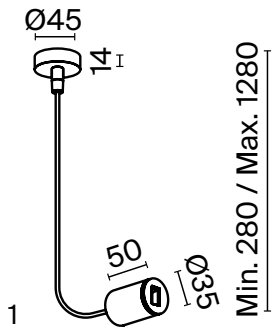


Read more
on the website

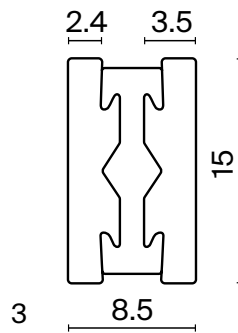
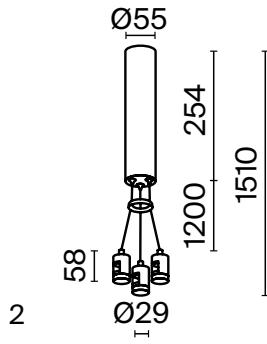


| SYSTEM ELEMENT | COLOR | ARTICLE | SIZE |
|----------------|---------|------------------|--------------------|
| 1 TRACK | ■ BLACK | TRX154-111B | H15 X W8.5 X L1000 |
| | ■ BLACK | TRX154-112B | H15 X W8.5 X L2000 |
| | ■ BRASS | TRX154-111BS | H15 X W8.5 X L1000 |
| | ■ BRASS | TRX154-112BS | H15 X W8.5 X L2000 |
| 2 ROUND TRACK | ■ BLACK | TRX154-R-D650-B | H15 X W325 X L650 |
| | ■ BLACK | TRX154-R-D800-B | H15 X W400 X L800 |
| | ■ BRASS | TRX154-R-D650-BS | H15 X W325 X L650 |
| | ■ BRASS | TRX154-R-D800-BS | H15 X W400 X L800 |





Min. 280 / Max. 1280



| SYSTEM ELEMENT | COLOR | ARTICLE |
|---------------------|---------|----------------|
| 1 *SIDE POWER INPUT | ■ BLACK | TRA154C-SB1-B |
| | ■ BRASS | TRA154C-SB1-BS |

*The length is adjustable from 200 to 1200 mm.



| SYSTEM ELEMENT | COLOR | ARTICLE |
|---|---------|------------------|
| 2 A HANGING SET WITH A BASE FOR A POWER SUPPLY UNIT FOR A ROUND TRACK | ■ BLACK | TRA154SW-BB-R-B |
| | ■ BRASS | TRA154SW-BB-R-BS |



| SYSTEM ELEMENT | COLOR | ARTICLE | SIZE |
|----------------------|---------|-------------------|-------------------|
| 3 SEMICIRCULAR TRACK | ■ BLACK | TRX154-SR-D650-B | H15 X W650 X L650 |
| | ■ BLACK | TRX154-SR-D800-B | H15 X W800 X L800 |
| | ■ BRASS | TRX154-SR-D650-BS | H15 X W650 X L650 |
| | ■ BRASS | TRX154-SR-D800-BS | H15 X W800 X L800 |



Wall modification

EN Wall mounting components.
 DE Zubehör für die Wandmontage.
 IT Componenti per il montaggio a parete.
 FR Composants pour montage mural.

Read more on the website



| SYSTEM ELEMENT | COLOR | ARTICLE |
|---|---------|----------------|
| *WALL BASE FOR THE POWER SUPPLY UNIT WITH POWER INLET | ■ BLACK | TRA155CW-BB-B |
| | ■ BRASS | TRA155CW-BB-BS |



*30W and 60W power suppliers are suitable.

| SYSTEM ELEMENT | COLOR | ARTICLE |
|-------------------|---------|----------------|
| WALL SINGLE MOUNT | ■ BLACK | TRA155CW-S1-B |
| | ■ BRASS | TRA155CW-S1-BS |



| SYSTEM ELEMENT | COLOR | ARTICLE |
|-------------------|---------|----------------|
| WALL DOUBLE MOUNT | ■ BLACK | TRA155CW-D1-B |
| | ■ BRASS | TRA155CW-D1-BS |



| SYSTEM ELEMENT | COLOR | ARTICLE |
|-----------------------------|---------|-----------------|
| WALL SINGLE MOUNT ELONGATED | ■ BLACK | TRA155CW-SL1-B |
| | ■ BRASS | TRA155CW-SL1-BS |

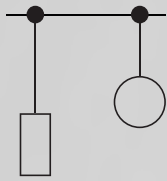
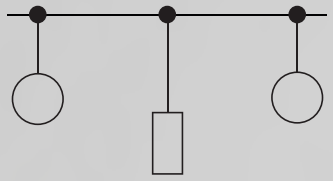


8kg max

5kg max

2 m

1 m



WALL SINGLE MOUNT
 TRA155CW-S1-B
 TRA155CW-S1-BS

WALL DOUBLE MOUNT
 TRA155CW-D1-B
 TRA155CW-D1-BS

WALL SINGLE MOUNT ELONGATED
 TRA155CW-SL1-B
 TRA155CW-SL1-BS

WALL BASE FOR THE POWER SUPPLY UNIT WITH POWER INLET
 TRA155CW-BB-B
 TRA155CW-BB-BS

Recommended number of fastenings - at least three per 2 metres.
 Maximum mechanical load for a one metre track - 5kg,
 for a two metre track - 8kg.

Short modification

Read more on the website



^{EN} Surface mounting components with shortened bases. Assembled height: minimum 124 mm, maximum 184 mm.

^{DE} Zubehör für die Montage mit verkürzten Sockeln. Aufbauhöhe: mindestens 124 mm, maximal 184 mm.

^{IT} Componenti per il montaggio su superficie con basi accorciate. Altezza complessiva: minima - 124 mm, massima - 184 mm.

^{FR} Composants pour montage en surface avec des bases raccourcies. Hauteur totale : minimum 124mm, maximum 184mm.

| SYSTEM ELEMENT | COLOR | ARTICLE |
|--|---------|----------------|
| *SHORT CEILING BASE FOR THE POWER SUPPLY UNIT WITH POWER INLET | ■ BLACK | TRA156C-BB1-B |
| | ■ BRASS | TRA156C-BB1-BS |



*30W and 60W power suppliers are suitable.

| SYSTEM ELEMENT | COLOR | ARTICLE |
|--|---------|---------------|
| SHORT CEILING MOUNT WITH POWER INLET 78 MM | ■ BLACK | TRA156C-B1-B |
| | ■ BRASS | TRA156C-B1-BS |



| SYSTEM ELEMENT | COLOR | ARTICLE |
|----------------------------------|---------|---------------|
| SHORT SINGLE CEILING MOUNT 78 MM | ■ BLACK | TRA156C-S1-B |
| | ■ BRASS | TRA156C-B1-BS |



| SYSTEM ELEMENT | COLOR | ARTICLE |
|-----------------------------------|---------|----------------|
| SHORT SINGLE CEILING MOUNT 138 MM | ■ BLACK | TRA156C-SL1-B |
| | ■ BRASS | TRA156C-SL1-BS |



| SYSTEM ELEMENT | COLOR | ARTICLE |
|----------------------------------|---------|---------------|
| SHORT DOUBLE CEILING MOUNT 78 MM | ■ BLACK | TRA156C-D1-B |
| | ■ BRASS | TRA156C-D1-BS |



| SYSTEM ELEMENT | COLOR | ARTICLE |
|---|---------|-----------------|
| SHORT CEILING MOUNT WITH DIRECT POWER CONNECTOR 78 MM | ■ BLACK | TRA156C-IPC1-B |
| | ■ BRASS | TRA156C-IPC1-BS |

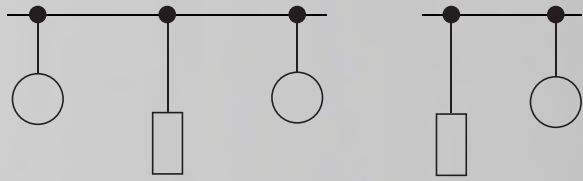


8kg max

5kg max

2 m


1 m



SHORT SINGLE
CEILING
MOUNT 78 MM
TRA156C-SL1-B
TRA156C-SL1-BS

SHORT CEILING MOUNT
WITH DIRECT POWER
CONNECTOR 78 MM
TRA156C-IPC1-B
TRA156C-IPC1-BS

SHORT CEILING MOUNT
WITH POWER INLET 78 MM
TRA156C-B1-B
TRA156C-B1-BS



Medium modification

^{EN} Surface mounting components with medium bases. Assembled height: minimum 346 mm, maximum 406 mm.

^{DE} Zubehör für die Aufputzmontage mit mittleren Sockeln. Aufbauhöhe: mindestens 346 mm, maximal 406 mm.

^{IT} Componenti per il montaggio su superficie con basi intermedie. Altezza complessiva: minima - 346 mm, massima - 406 mm.

^{FR} Composants pour montage en surface avec des bases moyennes.

Hauteur totale : hauteur minimale 346mm, hauteur maximale 406mm.

Read more on the website



| SYSTEM ELEMENT | COLOR | ARTICLE |
|---|-------|------------------|
| MEDIUM SINGLE CEILING MOUNT 300 MM | BLACK | TRA158C-S1-B |
| | BRASS | TRA158C-S1-BS |
| MEDIUM SINGLE CEILING MOUNT 360 MM | BLACK | TRA158C-SL1-B |
| | BRASS | TRA158C-SL1-BS |
| MEDIUM CEILING MOUNT WITH DIRECT POWER CONNECTOR 360 MM | BLACK | TRA158C-IPCL1-B |
| | BRASS | TRA158C-IPCL1-BS |

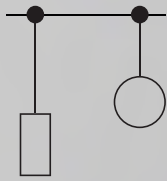
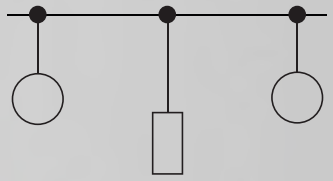
| SYSTEM ELEMENT | COLOR | ARTICLE |
|---|-------|-----------------|
| MEDIUM CEILING MOUNT WITH POWER INLET 360 MM | BLACK | TRA158C-BL1-B |
| | BRASS | TRA158C-BL1-BS |
| MEDIUM DOUBLE CEILING MOUNT 300 MM | BLACK | TRA158C-D1-B |
| | BRASS | TRA158C-D1-BS |
| MEDIUM CEILING MOUNT WITH DIRECT POWER CONNECTOR 300 MM | BLACK | TRA158C-IPC1-B |
| | BRASS | TRA158C-IPC1-BS |
| MEDIUM CEILING MOUNT WITH POWER INLET 300 MM | BLACK | TRA158C-B1-B |
| | BRASS | TRA158C-B1-BS |

8kg max

5kg max

2 m

1 m




MEDIUM CEILING MOUNT
WITH POWER INLET
300 MM
TRA158C-B1-B
TRA158C-B1-BS

MEDIUM DOUBLE
CEILING MOUNT
300 MM
TRA158C-D1-B
TRA158C-D1-BS

MEDIUM SINGLE
CEILING MOUNT
300 MM
TRA158C-S1-B
TRA158C-S1-BS

MEDIUM SINGLE
CEILING MOUNT
360 MM
TRA158C-SL1-B
TRA158C-SL1-BS



Long modification

Read more on the website



^{EN} Surface mounting components with long bases. Assembled height: minimum 745 mm, maximum 804 mm.

^{DE} Zubehör für die Aufbaumontage mit hohen Sockeln. Aufbauhöhe: mindestens 745 mm, maximal 804 mm.

^{IT} Componenti per il montaggio su superficie con basi lunghe. Altezza complessiva: minima - 745 mm, massima - 804 mm.

^{FR} Composants pour montage en surface avec des bases longues. Hauteur totale : minimum 745mm, maximum 804mm.

| SYSTEM ELEMENT | COLOR | ARTICLE |
|----------------|-------|---------|
|----------------|-------|---------|

| | | |
|----------------------------------|---------|---------------|
| LONG SINGLE CEILING MOUNT 700 MM | ■ BLACK | TRA159C-S1-B |
| | ■ BRASS | TRA159C-S1-BS |



| | | |
|----------------------------------|---------|----------------|
| LONG SINGLE CEILING MOUNT 760 MM | ■ BLACK | TRA159C-SL1-B |
| | ■ BRASS | TRA159C-SL1-BS |



| | | |
|---|---------|------------------|
| LONG CEILING MOUNT WITH DIRECT POWER CONNECTOR 760 MM | ■ BLACK | TRA159C-IPCL1-B |
| | ■ BRASS | TRA159C-IPCL1-BS |



| SYSTEM ELEMENT | COLOR | ARTICLE |
|----------------|-------|---------|
|----------------|-------|---------|

| | | |
|--|---------|---------------|
| LONG CEILING MOUNT WITH POWER INLET 700 MM | ■ BLACK | TRA159C-B1-B |
| | ■ BRASS | TRA159C-B1-BS |



| | | |
|----------------------------------|---------|---------------|
| LONG DOUBLE CEILING MOUNT 700 MM | ■ BLACK | TRA159C-D1-B |
| | ■ BRASS | TRA159C-D1-BS |



| | | |
|---|---------|-----------------|
| LONG CEILING MOUNT WITH DIRECT POWER CONNECTOR 700 MM | ■ BLACK | TRA159C-IPC1-B |
| | ■ BRASS | TRA159C-IPC1-BS |



| | | |
|---|---------|----------------|
| LONG CEILING BASE FOR THE POWER SUPPLY UNIT WITH POWER INLET 385 MM | ■ BLACK | TRA159C-BB1-B |
| | ■ BRASS | TRA159C-BB1-BS |

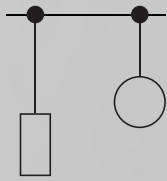
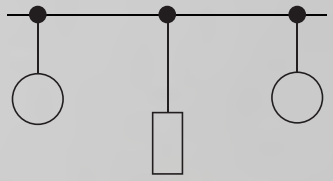


8kg max

5kg max


2 m

1 m



LONG SINGLE
CEILING
MOUNT 700 MM
TRA159C-S1-B
TRA159C-S1-BS

LONG DOUBLE
CEILING
MOUNT 700 MM
TRA159C-D1-B
TRA159C-D1-BS



Pendant modification

Read more on the website



^{EN} Suspended mounting components on cable pendants. Assembled height: min 85 mm – max 1,200 mm.

^{DE} Zubehör für Pendelmontage mit Drahtseilauflhängung. Gesamthöhe: mindestens 85 mm, maximal 1200 mm.

^{IT} Componenti per il montaggio a sospensione tramite fune. Altezza complessiva min 85 – max 1200mm.

^{FR} Composants pour installation suspendue à l'aide de suspensions à câbles. Hauteur totale : minimum 85mm, maximum 1200 mm.

| SYSTEM ELEMENT | COLOR | ARTICLE |
|---|---------|----------------|
| HANG CABLE SUSPENSION WITH POWER SUPPLY INLET | ■ BLACK | TRA157SW-B1-B |
| | ■ BRASS | TRA157SW-B1-BS |



| SYSTEM ELEMENT | COLOR | ARTICLE |
|------------------------------|---------|----------------|
| HANG SINGLE CABLE SUSPENSION | ■ BLACK | TRA157SW-S1-B |
| | ■ BRASS | TRA157SW-S1-BS |

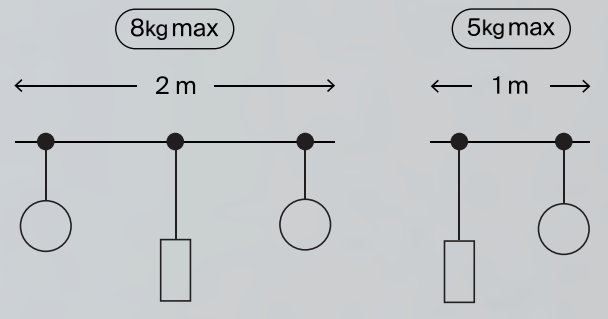


| SYSTEM ELEMENT | COLOR | ARTICLE |
|------------------------------|---------|----------------|
| HANG DOUBLE CABLE SUSPENSION | ■ BLACK | TRA157SW-D1-B |
| | ■ BRASS | TRA157SW-D1-BS |



| SYSTEM ELEMENT | COLOR | ARTICLE |
|---|---------|------------------|
| HANG CABLE SUSPENSION WITH DIRECT POWER CONNECTOR | ■ BLACK | TRA157SW-IPC1-B |
| | ■ BRASS | TRA157SW-IPC1-BS |





HANG SINGLE
CABLE
SUSPENSION
TRA157SW-S1-B
TRA157SW-S1-BS

HANG CABLE
SUSPENSION
WITH POWER
SUPPLY INLET
TRA157SW-B1-B
TRA157SW-B1-BS



Power supply

Read more on the website

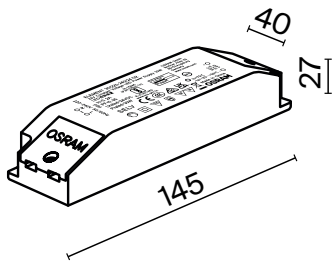


EN Power supplies convert AC mains voltage of 220V to DC 24V.

DE Netzteile wandeln die Netzwechselfspannung von 220 V (AC) in 24 V Gleichspannung (DC) um.

IT Gli alimentatori sono convertitori CA tensione di rete CA 220 V a tensione CC 24 V.

FR Les blocs d'alimentation sont des convertisseurs de tension secteur 220VAC en 24VDC.



| SYSTEM ELEMENT | COLOR | ARTICLE | SIZE | MAX W LAMPS |
|----------------|--------------------------------|------------------|--------------------|-------------|
| POWER SUPPLY | <input type="checkbox"/> WHITE | 30-220-240-24-G2 | H26,5 X W40 X L145 | 30 W |
| | <input type="checkbox"/> WHITE | 60-220-240-24-G2 | H31 X W40 X L200 | 60 W |



Focus LED

Read more
on the website

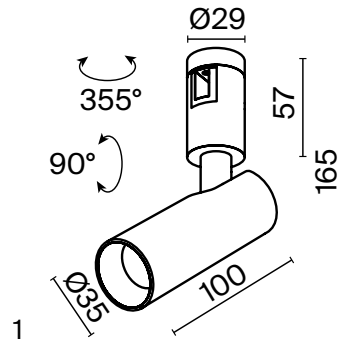
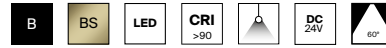


^{EN} Aluminum housing in two versions: with swivel and fixed mechanisms. Group dimming supported with compatible DALI / 0-10V power supplies.

^{DE} Aluminiumgehäuse in zwei Varianten: mit festem oder schwenkbarem Mechanismus. Gruppendifmfunktion ist möglich mit kompatiblen DALI / 0-10V Netzteilen.

^{IT} Corpo in alluminio. Due opzioni per il corpo: con meccanismo rotante o senza. La funzione di dimmerazione di gruppo è supportata quando si utilizzano gli alimentatori appropriati utilizzando i protocolli Dali / 0~10V.

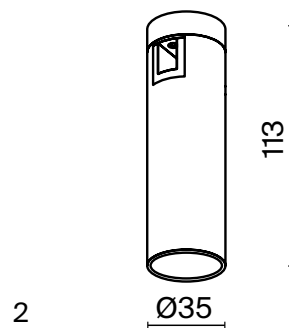
^{FR} Boîtier en aluminium. Deux variantes de boîtier : avec ou sans mécanisme de rotation. La fonction de gradation de groupe est possible avec des alimentations compatibles DALI / 0-10V.



LEDS BRIDGELUX



| 1 CCT | COLOR | ARTICLE | MAX W LAMPS | LIGHT FLUX | DIMMABLE | IP |
|----------------------|--------------|------------------------|-------------|------------|----------|-------|
| 2.7K WARM | BRASS | TR144-1-5W2.7K-W-BS-DE | 5 W | 200 LM | NO | IP 20 |
| 3K WARM WHITE | BLACK | TR144-1-5W3K-W-B-DE | 5 W | 200 LM | NO | IP 20 |



| 2 | COLOR | ARTICLE | MAX W LAMPS | LIGHT FLUX | DIMMABLE | IP |
|----------------------|--------------|------------------------|-------------|------------|----------|-------|
| 2.7K WARM | BRASS | TR143-1-5W2.7K-W-BS-DE | 5 W | 200 LM | NO | IP 20 |
| 3K WARM WHITE | BLACK | TR143-1-5W3K-W-B-DE | 5 W | 200 LM | NO | IP 20 |



Skim

Read more
on the website

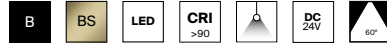


^{EN} Aluminum housing with light intensity control available through dimming (compatible with DALI / 0-10V power supplies).

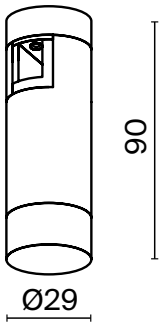
^{DE} Aluminiumgehäuse mit Lichtstärkeregelung durch Dimmen (kompatibel mit DALI / 0-10V Netzteilen).

^{IT} Corpo in alluminio. Grazie alla funzione di dimmerazione è possibile regolare la potenza luminosa (opzione disponibile in caso di utilizzo con alimentatori DALI / 0~10V).

^{FR} Boîtier en aluminium. Grâce à la fonction de gradation, il est possible de régler l'intensité lumineuse (option disponible si utilisation des alimentations compatibles DALI / 0-10V).



LEDS OSRAM



| CCT | COLOR | ARTICLE | MAX W LAMPS | LIGHT FLUX | DIMMABLE | IP |
|----------------------|-------|------------------------|-------------|------------|----------|-------|
| 2.7K WARM | BRASS | TR145-1-3W2.7K-W-BS-DE | 3 W | 90 LM | NO | IP 20 |
| 3K WARM WHITE | BLACK | TR145-1-3W3K-W-B-DE | 3 W | 90 LM | NO | IP 20 |



Basis

Read more
on the website

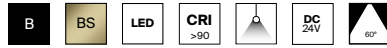


^{EN} Aluminum housing. Diffuser made of matte polycarbonate. Dimming function allows light intensity control (available with DALI / 0-10V power supplies).

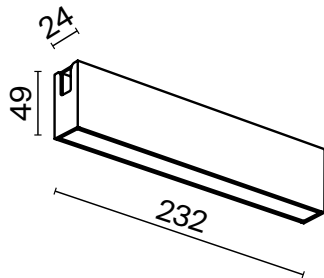
^{DE} Aluminiumgehäuse. Diffusor aus mattem Polycarbonat. Dimmfunktion ermöglicht die Steuerung der Lichtintensität (erhältlich mit DALI / 0-10V Netzteilen).

^{IT} Corpo in alluminio. Diffusore in polycarbonato opaco. Grazie alla funzione di dimmerazione è possibile regolare la potenza luminosa (opzione disponibile in caso di utilizzo con alimentatori DALI / 0~10V).

^{FR} Boîtier en aluminium. Diffuseur en polycarbonate mat. La fonction de gradation permet de contrôler l'intensité lumineuse (disponible avec les alimentations DALI / 0-10V).



LEDS OSRAM



| CCT | COLOR | ARTICLE | MAX W LAMPS | LIGHT FLUX | DIMMABLE | IP |
|---------------|-------|-----------------------|-------------|------------|----------|-------|
| 2.7K WARM | BRASS | TR151-1-12W2.7K-BS-DE | 12 W | 400 LM | NO | IP 20 |
| 3K WARM WHITE | BLACK | TR151-1-12W3K-B-DE | 12 W | 400 LM | NO | IP 20 |



Points

Read more
on the website

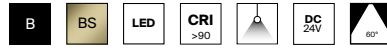


^{EN} Aluminum housing with light intensity control available through dimming (compatible with DALI / 0-10V power supplies).

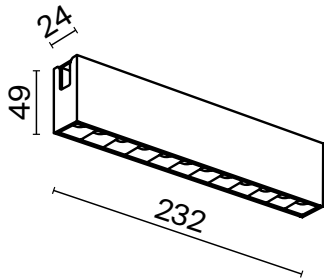

^{DE} Aluminiumgehäuse mit Lichtstärkeregelung durch Dimmen (kompatibel mit DALI / 0-10V Netzteilen).

^{IT} Corpo in alluminio. Grazie alla funzione di dimmerazione è possibile regolare la potenza luminosa (opzione disponibile in caso di utilizzo con alimentatori DALI / 0~10V).

^{FR} Boîtier en aluminium. Grâce à la fonction de gradation, il est possible de régler l'intensité lumineuse (option disponible si utilisation des alimentations compatibles DALI / 0-10V).



LEDS OSRAM



| CCT | COLOR | ARTICLE | MAX W LAMPS | LIGHT FLUX | DIMMABLE | IP |
|----------------------|-------|-------------------------|-------------|------------|----------|-------|
| 2.7K WARM | BRASS | TR150-1-12W2.7K-M-BS-DE | 12 W | 400 LM | NO | IP 20 |
| 3K WARM WHITE | BLACK | TR150-1-12W3K-M-B-DE | 12 W | 400 LM | NO | IP 20 |



Bubble

Read more
on the website

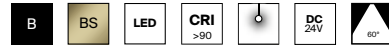


^{EN} Aluminum housing with a spherical designer glass shade in clear color. Light intensity control with dimming is available.

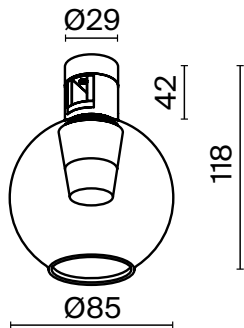
^{DE} Aluminiumgehäuse mit einem kugelförmigen Design-Glasschirm in transparenter Ausführung. Lichtstärkeregelung mit Dimmung ist möglich.

^{IT} Corpo in alluminio. Lampada di design realizzata in vetro fuso ad alta resistenza. Grazie alla funzione di dimmerazione è possibile regolare la luminosità.

^{FR} Boîtier en aluminium. Lampe sphérique en verre design de couleur claire. La fonction de gradation permet de régler l'intensité lumineuse.



LEDS OSRAM



| CCT | COLOR | ARTICLE | MAX W LAMPS | LIGHT FLUX | DIMMABLE | IP |
|---------------|-------------------|----------------------|-------------|------------|----------|-------|
| 2.7K WARM | BRASS TRANSPARENT | TR148-1-3W2.7K-BS-DE | 3 W | 80 LM | NO | IP 20 |
| 3K WARM WHITE | BLACK | TR148-1-3W3K-B-DE | 3 W | 80 LM | NO | IP 20 |

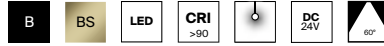


Luna

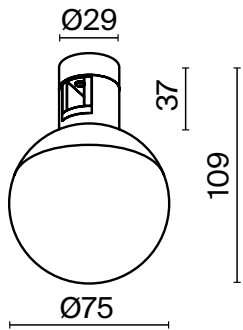
Read more
on the website



^{EN} Aluminum housing with a spherical matte glass shade. Light intensity control with dimming is available (with compatible DALI / 0-10V power supplies).
^{DE} Aluminiumgehäuse. Kugelförmiger Schirm aus mattiertem Glas. Lichtstärkeregelung mit Dimmen ist möglich (mit kompatiblen DALI / 0-10V Netzteilen).
^{IT} Corpo in alluminio. Paralume sferico in vetro satinato. Grazie alla funzione di dimmerazione è possibile regolare la luminosità (opzione disponibile se utilizzato con alimentatori DALI / 0~10V).
^{FR} Boîtier en aluminium. Abat-jour sphérique en verre dépoli. Grâce à la fonction de gradation, il est possible de régler l'intensité lumineuse (option disponible si utilisation des alimentations compatibles DALI / 0-10V).



LEDS OSRAM



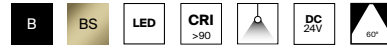
| CCT | COLOR | ARTICLE | MAX W LAMPS | LIGHT FLUX | DIMMABLE | IP |
|----------------------|-------|----------------------|-------------|------------|----------|-------|
| 2.7K WARM | BRASS | TR149-1-5W2.7K-BS-DE | 5 W | 250 LM | NO | IP 20 |
| 3K WARM WHITE | BLACK | TR149-1-5W3K-B-DE | 5 W | 250 LM | NO | IP 20 |

Keila

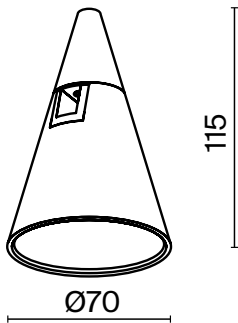
Read more
on the website



^{EN} Conical aluminum fittings and shade with an opal diffuser. Light intensity control with dimming is available.
^{DE} Armatur und Schirm in konischer Form aus Aluminium. Opalweißer Diffusor. Lichtstärkeregelung mit Dimmfunktion ist möglich.
^{IT} Struttura e paralume conico in alluminio. Diffusore in opale. Grazie alla funzione di dimmerazione è possibile regolare la luminosità.
^{FR} Structure en aluminium et abat-jour conique. Diffuseur opalin. La fonction de gradation permet d'ajuster l'intensité lumineuse.



LEDS OSRAM



| CCT | COLOR | ARTICLE | MAX W LAMPS | LIGHT FLUX | DIMMABLE | IP |
|----------------------|-------|----------------------|-------------|------------|----------|-------|
| 2.7K WARM | BRASS | TR146-1-5W2.7K-BS-DE | 5 W | 250 LM | NO | IP 20 |
| 3K WARM WHITE | BLACK | TR146-1-5W3K-B-DE | 5 W | 250 LM | NO | IP 20 |

Bianca

Read more
on the website

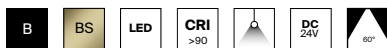


^{EN} Aluminum housing with a high-strength molded glass shade. Dimming function enables light adjustment (available with DALI / 0-10V power supplies).

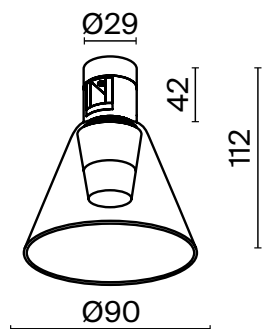
^{DE} Aluminiumgehäuse mit hochfestem, geformtem Glasschirm. Die Dimmfunktion ermöglicht die Anpassung des Lichts (erhältlich mit DALI / 0-10V Netzteilen).

^{IT} Corpo in alluminio. Lampada realizzata in vetro fuso ad alta resistenza. Grazie alla funzione di dimmerazione è possibile regolare la potenza luminosa (opzione disponibile in caso di utilizzo con alimentatori DALI / 0~10V).

^{FR} Corps en aluminium. Lampe en verre moulé à haute résistance. Grâce à la fonction de gradation, il est possible d'ajuster l'intensité lumineuse (disponible avec les alimentations DALI / 0-10V).



LEDS OSRAM



| CCT | COLOR | ARTICLE | MAX W LAMPS | LIGHT FLUX | DIMMABLE | IP |
|---------------|-------------------|----------------------|-------------|------------|----------|-------|
| 2.7K WARM | BRASS TRANSPARENT | TR147-1-3W2.7K-BS-DE | 3 W | 60 LM | NO | IP 20 |
| 3K WARM WHITE | BLACK | TR147-1-3W3K-B-DE | 3 W | 60 LM | NO | IP 20 |



Plato

Read more
on the website

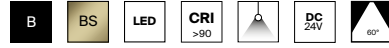


^{EN} Aluminum housing with light intensity control available through dimming (compatible with DALI / 0-10V power supplies).

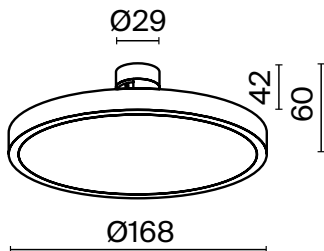
^{DE} Aluminiumgehäuse mit Lichtstärkeregelung durch Dimmen (kompatibel mit DALI / 0-10V Netzteilen).

^{IT} Corpo in alluminio. Grazie alla funzione di dimmerazione è possibile regolare la potenza luminosa (opzione disponibile in caso di utilizzo con alimentatori DALI / 0~10V).

^{FR} Boîtier en aluminium. Grâce à la fonction de gradation, il est possible de régler l'intensité lumineuse (option disponible si utilisation des alimentations compatibles DALI / 0-10V).



LEDS OSRAM



| CCT | COLOR | ARTICLE | MAX W LAMPS | LIGHT FLUX | DIMMABLE | IP |
|----------------------|--------------|-----------------------|-------------|------------|----------|-------|
| 2.7K WARM | BRASS | TR153-1-10W2.7K-BS-DE | 10 W | 400 LM | NO | IP 20 |
| 3K WARM WHITE | BLACK | TR153-1-10W3K-B-DE | 10 W | 400 LM | NO | IP 20 |



Plato

Read more
on the website

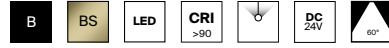


^{EN} Aluminum housing with light intensity control available through dimming (compatible with DALI / 0-10V power supplies).

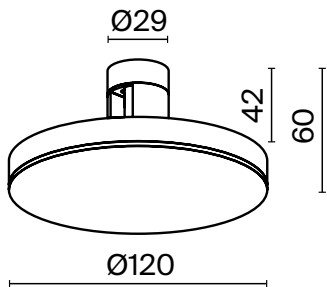
^{DE} Aluminiumgehäuse mit Lichtstärkeregelung durch Dimmen (kompatibel mit DALI / 0-10V Netzteilen).

^{IT} Corpo in alluminio. Grazie alla funzione di dimmerazione è possibile regolare la potenza luminosa (opzione disponibile in caso di utilizzo con alimentatori DALI / 0~10V).

^{FR} Boîtier en aluminium. Grâce à la fonction de gradation, il est possible de régler l'intensité lumineuse (option disponible si utilisation des alimentations compatibles DALI / 0-10V).



LEDS OSRAM



| CCT | COLOR | ARTICLE | MAX W LAMPS | LIGHT FLUX | DIMMABLE | IP |
|---------------|-------|----------------------|-------------|------------|----------|-------|
| 2.7K WARM | BRASS | TR152-1-7W2.7K-BS-DE | 7 W | 250 LM | NO | IP 20 |
| 3K WARM WHITE | BLACK | TR152-1-7W3K-B-DE | 7 W | 250 LM | NO | IP 20 |



Zero

Read more
on the website

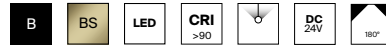


^{EN} Zero embodies a unique combination of design craftsmanship and the engineering excellence of the Flarity system.

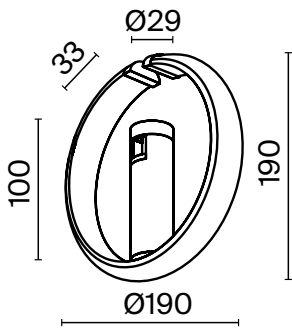
^{DE} Zero vereint einzigartiges Designhandwerk mit der technischen Perfektion des Flarity-Systems.

^{IT} Zero incarna una combinazione unica di maestria nel design e perfezione ingegneristica del sistema Flarity.

^{FR} Zero incarne une combinaison unique de savoir-faire en design et de perfection ingénierique du système Flarity.



LEDS OSRAM



| CCT | COLOR | ARTICLE | MAX W LAMPS | LIGHT FLUX | DIMMABLE | IP |
|----------------------|-------|-----------------------|-------------|------------|----------|-------|
| 2.7K WARM | BRASS | TR230-1-10W2.7K-BS-DE | 10 W | 550 LM | NO | IP 20 |
| 3K WARM WHITE | BLACK | TR230-1-10W3K-B-DE | 10 W | 550 LM | NO | IP 20 |







POINTS

TR149-1-5W3K-B-DE

Elements for surface mounting



Read more on the website

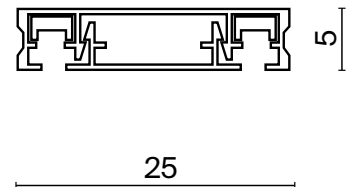
| SYSTEM ELEMENT | COLOR | ARTICLE |
|----------------|---------|-----------------|
| END CAP | ■ BLACK | TRA084EC-111B* |
| | □ WHITE | TRA084EC-111W* |
| | ■ BLACK | TRA084EC-112B** |
| | □ WHITE | TRA084EC-112W** |




| SYSTEM ELEMENT | COLOR | ARTICLE |
|----------------|---------|-------------|
| POWER INPUT | ■ BLACK | TRA084B-11B |
| | □ WHITE | TRA084B-11W |



| SYSTEM ELEMENT | COLOR | ARTICLE | SIZE |
|--------------------|---------|---------------|--------------------|
| TRACK | ■ BLACK | TRX084EC-111B | H5.5 X W25 X L1000 |
| *END CAPS INCLUDED | □ WHITE | TRX084EC-111W | H5.5 X W25 X L1000 |
| | ■ BLACK | TRX084EC-112B | H5.5 X W25 X L2000 |
| | □ WHITE | TRX084EC-112W | H5.5 X W25 X L2000 |



111* - for one-meter track
 112** - for a two-meter track
 The mounting kit in a set with plugs (differs by the quantity of self-tappers)



Elements for surface mounting



Read more on the website

| SYSTEM ELEMENT | COLOR | ARTICLE |
|--------------------|---------|-------------|
| STRAIGHT CONNECTOR | ■ BLACK | TRA084C-11B |
| | □ WHITE | TRA084C-11W |



| SYSTEM ELEMENT | COLOR | ARTICLE |
|----------------|---------|--------------|
| L-CONNECTOR | ■ BLACK | TRA084CL-11B |
| | □ WHITE | TRA084CL-11W |



| SYSTEM ELEMENT | COLOR | ARTICLE |
|----------------|---------|--------------|
| T-CONNECTOR | ■ BLACK | TRA084CT-11B |
| | □ WHITE | TRA084CT-11W |



| SYSTEM ELEMENT | COLOR | ARTICLE |
|---------------------------|---------|--------------|
| INTERNAL CORNER CONNECTOR | ■ BLACK | TRA084CI-11B |
| | □ WHITE | TRA084CI-11W |



| SYSTEM ELEMENT | COLOR | ARTICLE |
|-----------------|---------|--------------|
| ROUND CONNECTOR | ■ BLACK | TRA084CR-11B |
| | □ WHITE | TRA084CR-11W |



| SYSTEM ELEMENT | COLOR | ARTICLE |
|----------------|---------|--------------|
| X-CONNECTOR | ■ BLACK | TRA084CX-11B |
| | □ WHITE | TRA084CX-11W |



T-CONNECTOR
TRA084CT-11B
TRA084CT-11W

X-CONNECTOR
TRA084CX-11B
TRA084CX-11W

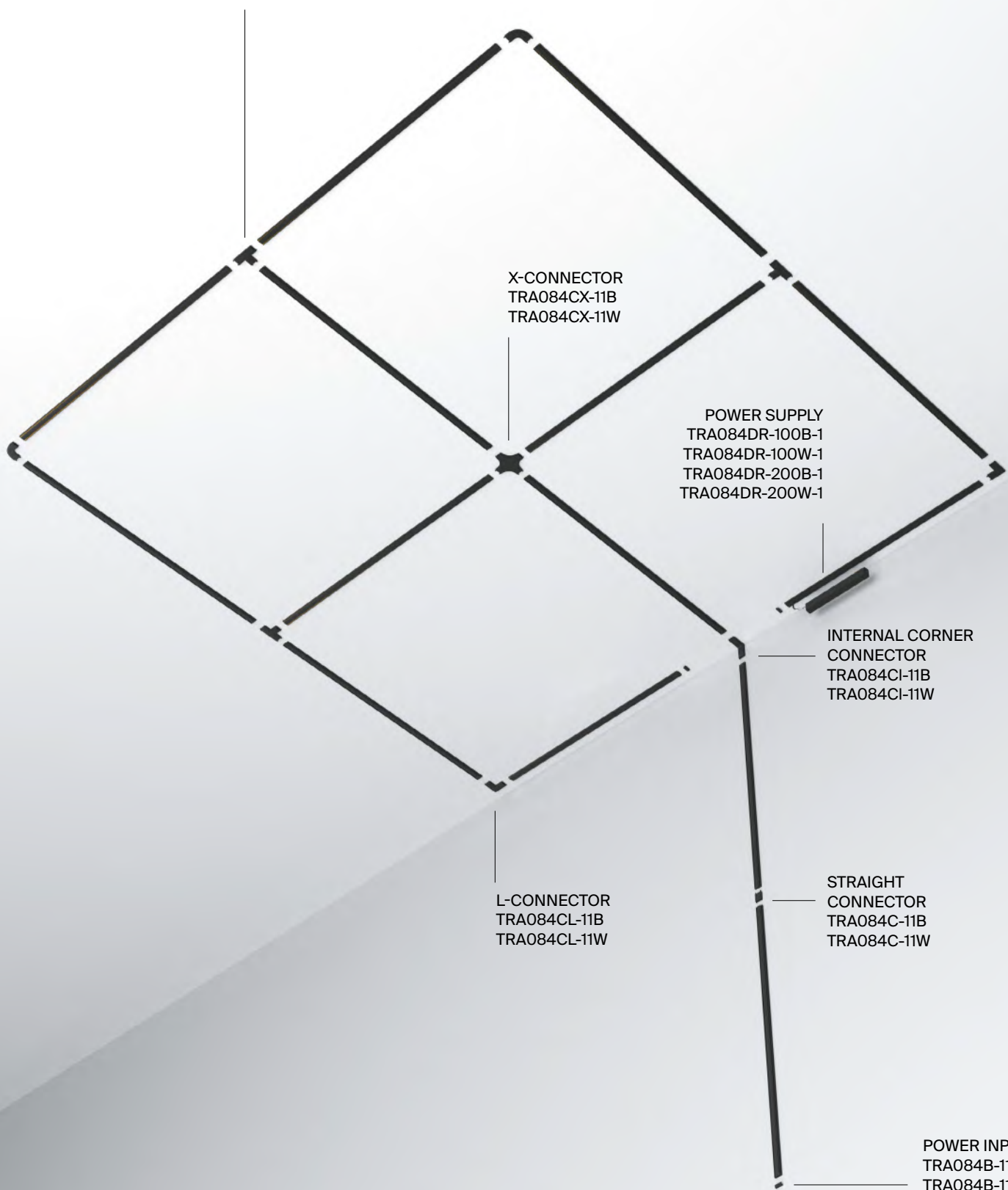
POWER SUPPLY
TRA084DR-100B-1
TRA084DR-100W-1
TRA084DR-200B-1
TRA084DR-200W-1

INTERNAL CORNER
CONNECTOR
TRA084CI-11B
TRA084CI-11W

L-CONNECTOR
TRA084CL-11B
TRA084CL-11W

STRAIGHT
CONNECTOR
TRA084C-11B
TRA084C-11W

POWER INPUT
TRA084B-11B
TRA084B-11W



Power Supply


^{EN} Power supplies convert AC mains voltage of 220V to DC 24V.

^{DE} Netzteile wandeln die Netzwechselfspannung von 220 V (AC) in 24 V Gleichspannung (DC) um.

^{IT} Gli alimentatori sono convertitori CA tensione di rete CA 220 V a tensione CC 24 V.

^{FR} Les blocs d'alimentation sont des convertisseurs de tension secteur 220VAC en 24VDC.

Read more
on the website



| SYSTEM ELEMENT | COLOR | ARTICLE | SIZE | MAX W LAMPS |
|----------------|----------|-----------------|------------------|-------------|
| POWER SUPPLY | ■ BLACK | TRA084DR-100B-1 | H28 x W25 x L340 | 100 W |
| | □ WHITE | TRA084DR-100W-1 | H28 x W25 x L340 | 100 W |
| | ■ BLACK | TRA084DR-200B-1 | H28 x W25 x L395 | 200 W |
| | □ WHITE | TRA084DR-200W-1 | H28 x W25 x L395 | 200 W |
| POWER SUPPLY | ■ SILVER | TRA004DR-100S | H97 X W129 | 100 W |
| | ■ SILVER | TRA004DR-150S | H97 X W159 | 150 W |
| | ■ SILVER | TRA004DR-200S | H97 X W215 | 200 W |
| | ■ SILVER | TRA004DR-320S | H115 X W215 | 320 W |

Accessories

Read more
on the website



TRACK ADAPTOR

■ BLACK

TRA084FC-11SB

H52 X W25 X L115

□ WHITE

TRA084FC-11SW

H52 X W25 X L115

TRACK ADAPTOR

■ BLACK

TRA084FC-11LB

H52 X W25 X L222

□ WHITE

TRA084FC-11LW

H52 X W25 X L222



TR080-1-6W3K-B

TR080-1-12W3K-B

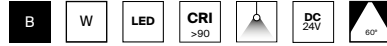
TR080-1-12W3K-B



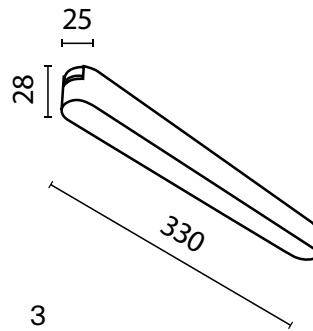
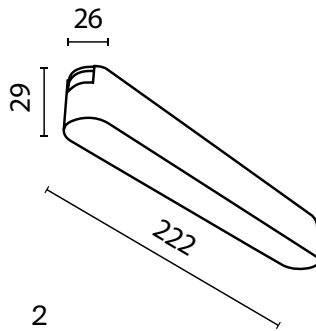
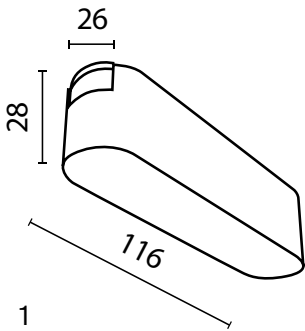
Basis

EN Metal body. Wide scattering angle. LED light source. Soft dispersion.
 DE Metallrahmen. Breiter Lichtstreuwinkel. LED-Lichtquelle. Weiche Streuung.
 IT Corpo in metallo. Ampio angolo di diffusione. Sorgente luminosa LED. Diffusione morbida.
 FR Corps métallique. Grand angle de diffusion. Source de lumière LED. Dissémination douce.

Read more
on the website



LEDS SANAN



| 1 CCT | COLOR | ARTICLE | MAX W LAMPS | LIGHT FLUX | DIMMABLE | IP |
|---------------|-------|-----------------|-------------|------------|----------|-------|
| 3K WARM WHITE | BLACK | TR080-1-6W3K-B | 6 W | 350 LM | NO | IP 20 |
| 3K WARM WHITE | WHITE | TR080-1-6W3K-W | 6 W | 450 LM | NO | IP 20 |
| 4K WHITE | BLACK | TR080-1-6W4K-B | 6 W | 350 LM | NO | IP 20 |
| 4K WHITE | WHITE | TR080-1-6W4K-W | 6 W | 500 LM | NO | IP 20 |
| 2 | | | | | | |
| 3K WARM WHITE | BLACK | TR080-1-12W3K-B | 12 W | 700 LM | NO | IP 20 |
| 3K WARM WHITE | WHITE | TR080-1-12W3K-W | 12 W | 950 LM | NO | IP 20 |
| 4K WHITE | BLACK | TR080-1-12W4K-B | 12 W | 850 LM | NO | IP 20 |
| 4K WHITE | WHITE | TR080-1-12W4K-W | 12 W | 1000 LM | NO | IP 20 |
| 3 | | | | | | |
| 3K WARM WHITE | BLACK | TR080-1-18W3K-B | 16 W | 900 LM | NO | IP 20 |
| 3K WARM WHITE | WHITE | TR080-1-18W3K-W | 16 W | 1150 LM | NO | IP 20 |
| 4K WHITE | BLACK | TR080-1-18W4K-B | 16 W | 900 LM | NO | IP 20 |
| 4K WHITE | WHITE | TR080-1-18W4K-W | 16 W | 1200 LM | NO | IP 20 |

Basis Grid

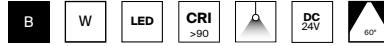
EN Metal body. Wide scattering angle. LED light source. Soft dispersion.

DE Metallrahmen. Breiter Lichtstreuungswinkel. LED-Lichtquelle. Weiche Streuung.

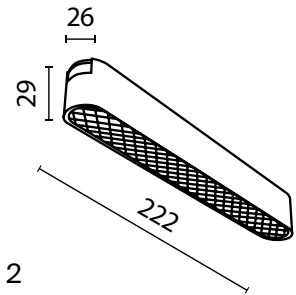
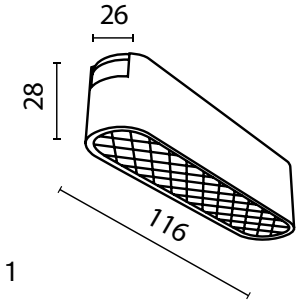
IT Corpo in metallo. Ampio angolo di diffusione. Sorgente luminosa LED. Diffusione morbida.

FR Corps métallique. Grand angle de diffusion. Source de lumière LED. Dissémination douce.

Read more
on the website



LEDS SANAN



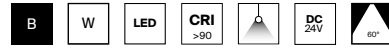
| 1 CCT | COLOR | ARTICLE | MAX W LAMPS | LIGHT FLUX | DIMMABLE | IP | |
|----------|------------|---------|-----------------|------------|----------|----|-------|
| 3K | WARM WHITE | BLACK | TR084-1-6W3K-B | 6 W | 90 LM | NO | IP 20 |
| 3K | WARM WHITE | WHITE | TR084-1-6W3K-W | 6 W | 90 LM | NO | IP 20 |
| 4K | WHITE | BLACK | TR084-1-6W4K-B | 6 W | 90 LM | NO | IP 20 |
| 4K | WHITE | WHITE | TR084-1-6W4K-W | 6 W | 90 LM | NO | IP 20 |
| 2 | | | | | | | |
| 3K | WARM WHITE | BLACK | TR084-1-12W3K-B | 12 W | 700 LM | NO | IP 20 |
| 3K | WARM WHITE | WHITE | TR084-1-12W3K-W | 12 W | 950 LM | NO | IP 20 |
| 4K | WHITE | BLACK | TR084-1-12W4K-B | 12 W | 850 LM | NO | IP 20 |
| 4K | WHITE | WHITE | TR084-1-12W4K-W | 12 W | 1000 LM | NO | IP 20 |

Focus LED

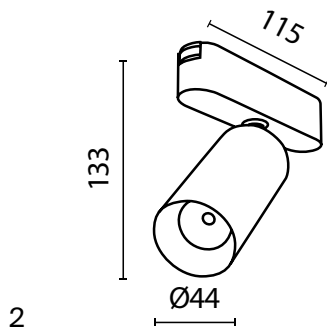
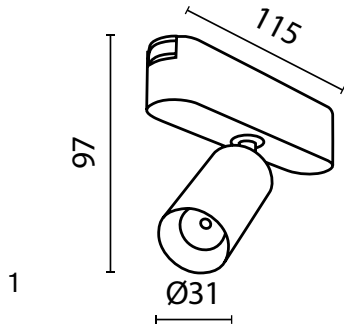
Read more
on the website



EN Metal body with swivel mechanism. 36° LED light source for perfect accent lighting.
 DE Metallrahmen mit einer Schwenkvorrichtung. LED-Lichtquelle mit 36°-Lichtstreuwinkel für eine perfekte Akzentbeleuchtung.
 IT Corpo in metallo con meccanismo girevole. Sorgente luminosa LED 36° per una perfetta illuminazione d'accento.
 FR Corps métallique avec mécanisme pivotant. Source de lumière LED avec angle de dissémination de 36° pour un éclairage d'accentuation parfait.



LEDS BRIDGELUX

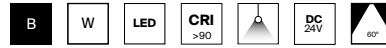


| 1 CCT | COLOR | ARTICLE | MAX W LAMPS | LIGHT FLUX | DIMMABLE | IP |
|---------------|-------|-------------------|-------------|------------|----------|-------|
| 3K WARM WHITE | BLACK | TR103-1-5W3K-M-B | 5 W | 400 LM | NO | IP 20 |
| 3K WARM WHITE | WHITE | TR103-1-5W3K-M-W | 5 W | 400 LM | NO | IP 20 |
| 4K WHITE | BLACK | TR103-1-5W4K-M-B | 5 W | 450 LM | NO | IP 20 |
| 4K WHITE | WHITE | TR103-1-5W4K-M-W | 5 W | 450 LM | NO | IP 20 |
| 2 | | | | | | |
| 3K WARM WHITE | BLACK | TR103-1-12W3K-M-B | 12 W | 1000 LM | NO | IP 20 |
| 3K WARM WHITE | WHITE | TR103-1-12W3K-M-W | 12 W | 1000 LM | NO | IP 20 |
| 4K WHITE | BLACK | TR103-1-12W4K-M-B | 12 W | 1100 LM | NO | IP 20 |
| 4K WHITE | WHITE | TR103-1-12W4K-M-W | 12 W | 1100 LM | NO | IP 20 |

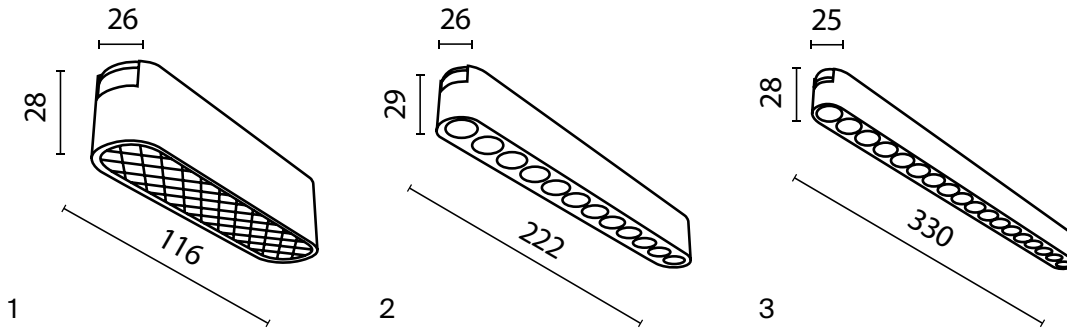
Points

EN Metal body. Hidden LED light source. Focusing optics for key-light.
 DE Metallrahmen. Versteckte LED-Lichtquelle. Konzentrierende Optik für gerichtete Beleuchtung.
 IT Corpo in metallo. Sorgente luminosa a LED nascosta. Ottica concentrante per illuminazione direzionale.
 FR Corps métallique. Source de lumière LED dissimulée. Optique concentrée pour un éclairage orienté.

Read more on the website



LEDS SANAN



| 1 CCT | COLOR | ARTICLE | MAX W LAMPS | LIGHT FLUX | DIMMABLE | IP |
|---------------|-------|-------------------|-------------|------------|----------|-------|
| 3K WARM WHITE | BLACK | TR082-1-6W3K-M-B | 6 W | 600 LM | NO | IP 20 |
| 3K WARM WHITE | WHITE | TR082-1-6W3K-M-W | 6 W | 600 LM | NO | IP 20 |
| 4K WHITE | BLACK | TR082-1-6W4K-M-B | 6 W | 700 LM | NO | IP 20 |
| 4K WHITE | WHITE | TR082-1-6W4K-M-W | 6 W | 700 LM | NO | IP 20 |
| 2 | | | | | | |
| 3K WARM WHITE | BLACK | TR082-1-12W3K-M-B | 12 W | 1200 LM | NO | IP 20 |
| 3K WARM WHITE | WHITE | TR082-1-12W3K-M-W | 12 W | 1300 LM | NO | IP 20 |
| 4K WHITE | BLACK | TR082-1-12W4K-M-B | 12 W | 1400 LM | NO | IP 20 |
| 4K WHITE | WHITE | TR082-1-12W4K-M-W | 12 W | 1400 LM | NO | IP 20 |
| 3 | | | | | | |
| 3K WARM WHITE | BLACK | TR082-1-18W3K-M-B | 16 W | 1800 LM | NO | IP 20 |
| 3K WARM WHITE | WHITE | TR082-1-18W3K-M-W | 16 W | 1800 LM | NO | IP 20 |
| 4K WHITE | BLACK | TR082-1-18W4K-M-B | 16 W | 1850 LM | NO | IP 20 |
| 4K WHITE | WHITE | TR082-1-18W4K-M-W | 16 W | 1850 LM | NO | IP 20 |



| | | | | | |
|-------------------|-----|-------------------|-----|---------------------|-----|
| ARTISAN | 180 | FOCUS ZOOM | 192 | ZON | 210 |
| CALIPSO | 181 | LIPARI | 194 | VIRAR | 211 |
| BASIS ROT | 182 | ONDA | 196 | FOCUS MINI | 212 |
| FOCUS | 184 | POINTS ROT | 200 | ELTI | 214 |
| FOCUS DUAL | 186 | POLAR | 202 | FOCUS DESIGN | 216 |
| FOCUS LED | 188 | VOURO | 204 | ORLO | 218 |
| FOCUS S | 190 | YIN | 208 | RIM | 220 |



FOCUS LED
TR021-1-12W4K-W-D-B

Elements for surface and pendant mounting



Read more on the website

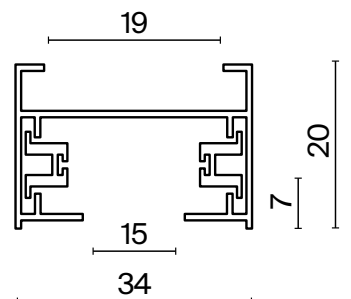
| SYSTEM ELEMENT | COLOR | ARTICLE |
|----------------|---------|--------------|
| END CAP | ■ BLACK | TRA001EC-11B |
| | □ WHITE | TRA001EC-11W |




| SYSTEM ELEMENT | COLOR | ARTICLE |
|----------------|---------|-------------|
| POWER INPUT | ■ BLACK | TRA001B-11B |
| | □ WHITE | TRA001B-11W |



| SYSTEM ELEMENT | COLOR | ARTICLE | SIZE |
|----------------|---------|-------------|-------------------|
| TRACK | ■ BLACK | TRX001-111B | H20 X W34 X L1000 |
| | ■ BLACK | TRX001-112B | H20 X W34 X L2000 |
| | □ WHITE | TRX001-111W | H20 X W34 X L1000 |
| | □ WHITE | TRX001-112W | H20 X W34 X L2000 |





Elements for surface and pendant mounting



Read more on the website

| SYSTEM ELEMENT | COLOR | ARTICLE |
|--------------------|---|-------------|
| STRAIGHT CONNECTOR | <input checked="" type="checkbox"/> BLACK | TRA001C-11B |
| | <input type="checkbox"/> WHITE | TRA001C-11W |




| SYSTEM ELEMENT | COLOR | ARTICLE |
|----------------|---|--------------|
| L-CONNECTOR | <input checked="" type="checkbox"/> BLACK | TRA001CL-11B |
| | <input type="checkbox"/> WHITE | TRA001CL-11W |




| SYSTEM ELEMENT | COLOR | ARTICLE |
|--------------------|---|--------------|
| FLEXIBLE CONNECTOR | <input checked="" type="checkbox"/> BLACK | TRA001CF-11B |
| | <input type="checkbox"/> WHITE | TRA001CF-11W |



| SYSTEM ELEMENT | COLOR | ARTICLE |
|----------------|---|--------------|
| T-CONNECTOR | <input checked="" type="checkbox"/> BLACK | TRA001CT-11B |
| | <input type="checkbox"/> WHITE | TRA001CT-11W |



| SYSTEM ELEMENT | COLOR | ARTICLE |
|----------------|---|--------------|
| X-CONNECTOR | <input checked="" type="checkbox"/> BLACK | TRA001CX-11B |
| | <input type="checkbox"/> WHITE | TRA001CX-11W |



| SYSTEM ELEMENT | COLOR | ARTICLE |
|----------------|---|--------------|
| SUSPENSION KIT | <input checked="" type="checkbox"/> BLACK | TRA001CW-11B |
| | <input type="checkbox"/> WHITE | TRA001CW-11W |



POWER INPUT
TRA001B-11B
TRA001B-11W

X-CONNECTOR
TRA001CX-11B
TRA001CX-11W

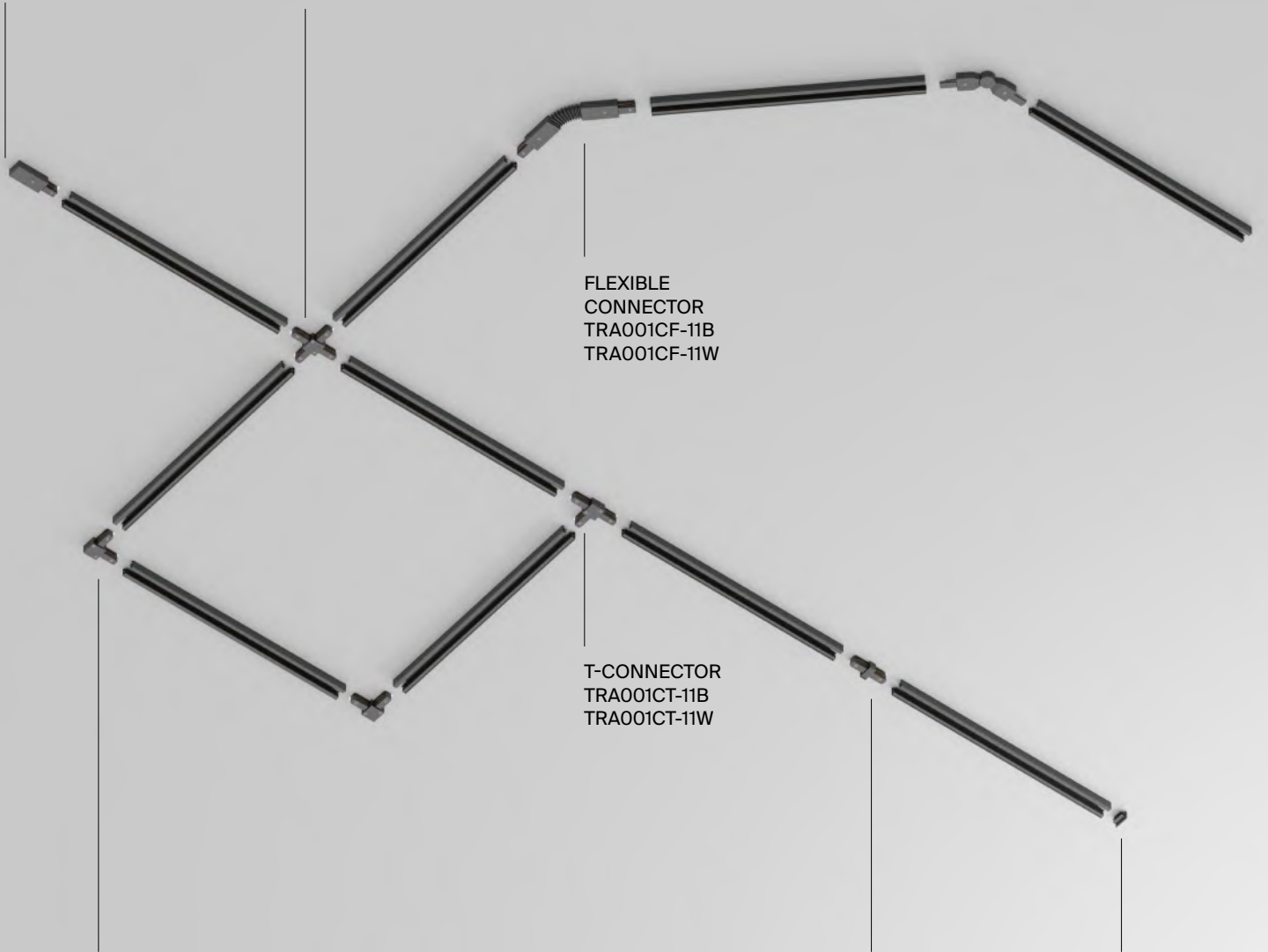
FLEXIBLE
CONNECTOR
TRA001CF-11B
TRA001CF-11W

T-CONNECTOR
TRA001CT-11B
TRA001CT-11W

L-CONNECTOR
TRA001CL-11B
TRA001CL-11W

STRAIGHT
CONNECTOR
TRA001C-11B
TRA001C-11W

END CAP
TRA001EC-11B
TRA001EC-11W



Elements for recessed mounting



Read more on the website

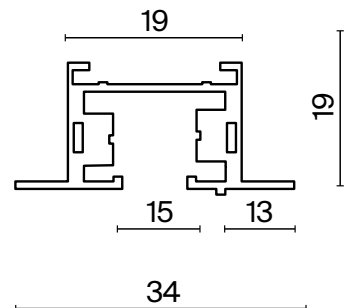
| SYSTEM ELEMENT | COLOR | ARTICLE |
|----------------|---------|--------------|
| END CAP | ■ BLACK | TRA002EC-11B |
| | □ WHITE | TRA002EC-11W |



| SYSTEM ELEMENT | COLOR | ARTICLE |
|------------------|---------|--------------|
| CORNER CONNECTOR | ■ BLACK | TRA002CL-11B |
| | □ WHITE | TRA002CL-11W |



| SYSTEM ELEMENT | COLOR | ARTICLE | SIZE |
|----------------|---------|-------------|-------------------|
| TRACK | ■ BLACK | TRX004-111B | H20 X W60 X L1000 |
| | ■ BLACK | TRX004-112B | H20 X W60 X L2000 |
| | □ WHITE | TRX004-111W | H20 X W60 X L1000 |
| | □ WHITE | TRX004-112W | H20 X W60 X L2000 |






Elements for recessed mounting



Read more on the website

| SYSTEM ELEMENT | COLOR | ARTICLE |
|----------------|---------|--------------|
| X-CONNECTOR | ■ BLACK | TRA002CX-11B |
| | □ WHITE | TRA002CX-11W |



| | | |
|-------------|---------|-------------|
| POWER INPUT | ■ BLACK | TRA002B-11B |
| | □ WHITE | TRA002B-11W |




| | | |
|---------------|---------|--------------|
| TRACK ADAPTOR | ■ BLACK | TRA011-1-A-B |
| | □ WHITE | TRA011-1-A-W |




| SYSTEM ELEMENT | COLOR | ARTICLE |
|----------------|----------|--------------|
| SPRING HOLDER | ■ SILVER | TRA002HR-11B |



| | | |
|--------------------|---------|-------------|
| STRAIGHT CONNECTOR | ■ BLACK | TRA002C-11B |
| | □ WHITE | TRA002C-11W |



| | | |
|-------------|---------|--------------|
| T-CONNECTOR | ■ BLACK | TRA002CT-11B |
| | □ WHITE | TRA002CT-11W |



| | | |
|------------------------|---------|--------------|
| MEDIUM POWER CONNECTOR | ■ BLACK | TRA001CB-11B |
| | □ WHITE | TRA001CB-11W |



END CAP
TRA002EC-11B
TRA002EC-11W

T-CONNECTOR
TRA002CT-11B
TRA002CT-11W

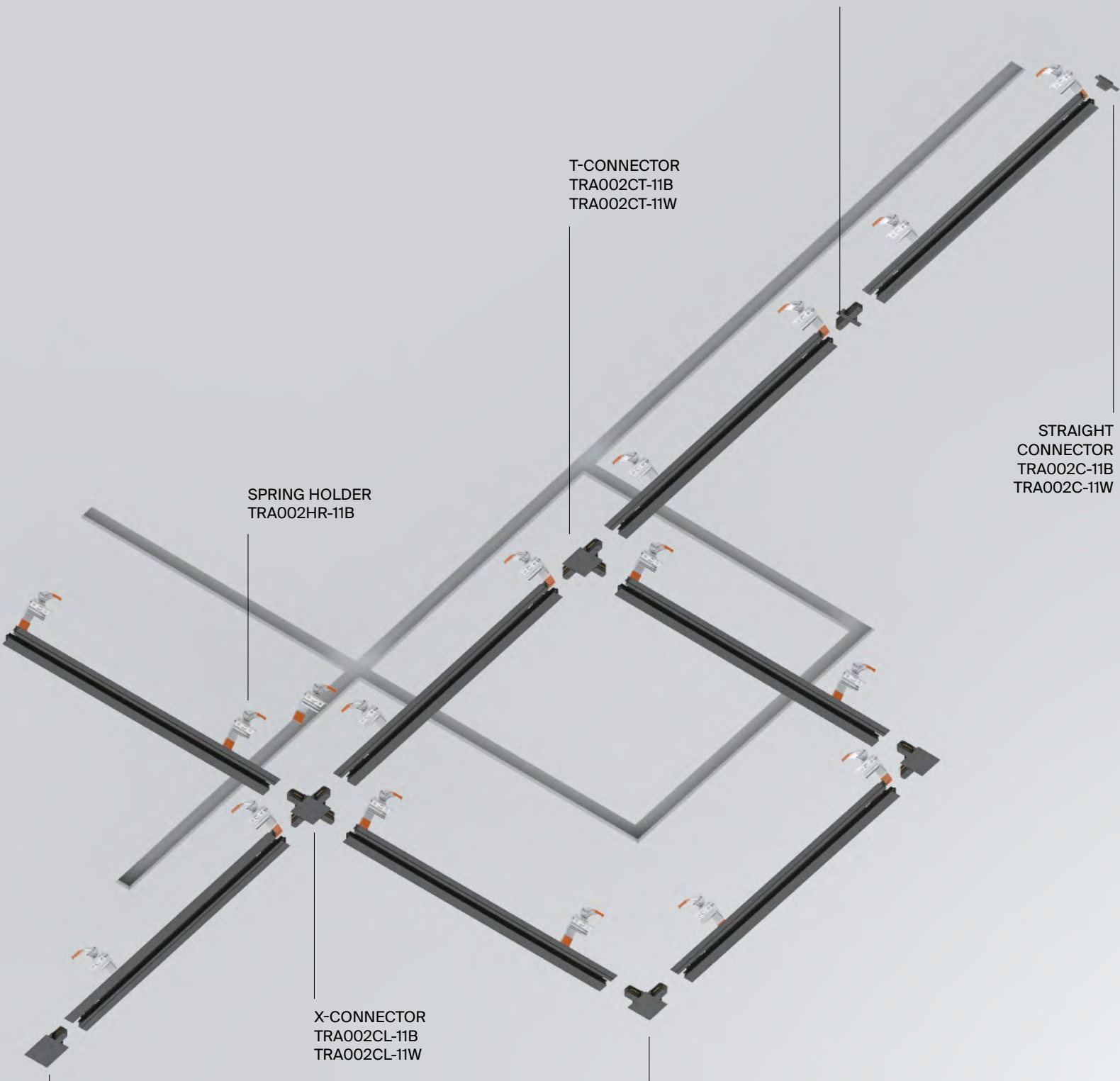
STRAIGHT
CONNECTOR
TRA002C-11B
TRA002C-11W

SPRING HOLDER
TRA002HR-11B

X-CONNECTOR
TRA002CL-11B
TRA002CL-11W

POWER INPUT
TRA002B-11B
TRA002B-11W

CORNER CONNECTOR
TRA002CL-11B
TRA002CL-11W


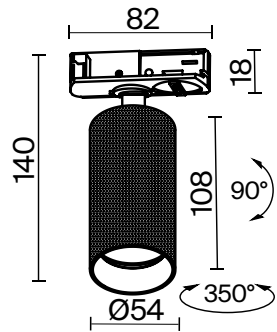


Artisan

Read more
on the website



^{EN} Graphic texture, metal body. GU10 lamp (not included). An optional anti-glare grille HoneyComb-D45 ensuring a low glare factor is available for this model.
^{DE} Grafische Textur, Metallgehäuse. GU10- Leuchtmittel mit Sockel (nicht im Lieferumfang enthalten). Für dieses Modell ist optional ein zusätzlicher Blendschutzgitter HoneyComb-D45 erhältlich, der einen geringen Blendfaktor gewährleistet.
^{IT} Texture grafica, corpo in metallo. Lampada GU10 (non inclusa). Per questo modello è disponibile una griglia antiriflesso HoneyComb-D45 opzionale che assicura un basso fattore di abbagliamento.
^{FR} Texture graphique, corps en métal. Lampe avec culot GU10 (non incluse). Une grille anti-éblouissement HoneyComb-D45 garantissant un faible niveau d'éblouissement est disponible pour ce modèle.



ANTI-DAZZLE FILTERS HONEYCOMB-D45

| LIGHT SOURCE | COLOR | ARTICLE | MAX W LAMPS | IP |
|--------------|----------------------|------------------|-------------|-------|
| 1 x GU10 | ■ BLACK | TR089-1-GU10-BB | 10 W | IP 20 |
| 1 x GU10 | □ WHITE | TR089-1-GU10-WW | 10 W | IP 20 |
| 1 x GU10 | ■ MATTE GOLD / BLACK | TR089-1-GU10-BMG | 10 W | IP 20 |

Calipso

Read more
on the website




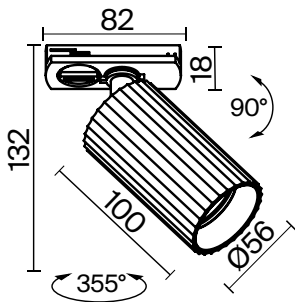
^{EN} Metal housing available in three shades. Anti-glare effect. Swivel mechanism for adjusting light flow. Light source – GU10 lamp (not included).

^{DE} Metallgehäuse in drei Farbtönen. Blendfreier Effekt. Drehmechanismus zur Regulierung des Lichtstroms. Lichtquelle – GU10- Leuchtmittel (nicht im Lieferumfang enthalten).

^{IT} Corpo in metallo in tre tonalità. Effetto antiriflesso.

Meccanismo rotante per la regolazione del flusso luminoso. Fonte luminosa: lampada GU10 (non inclusa).

^{FR} Boîtier métallique disponible en trois teintes. Effet anti-éblouissement. Mécanisme rotatif pour ajuster le flux lumineux. Source lumineuse : lampe avec culot GU10 (non incluse).



ANTI-DAZZLE FILTERS HONEYCOMB-D45

| LIGHT SOURCE | COLOR | ARTICLE | MAX W LAMPS | IP |
|--------------|-----------------|-----------------|-------------|-------|
| 1 x GU10 | ■ BLACK | TR218-1-GU10-BK | 10 W | IP 20 |
| 1 x GU10 | □ WHITE | TR218-1-GU10-W | 10 W | IP 20 |
| 1 x GU10 | ■ BRASS / BLACK | TR218-1-GU10-BS | 10 W | IP 20 |

Basis Rot

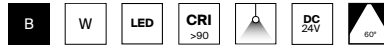
^{EN} Aluminium fittings. The luminaires with a rotary mechanism allow to direct light in the interior.

^{DE} Beschläge aus Aluminium. Leuchten mit einem Drehmechanismus ermöglichen es, das Licht in den Innenraum zu richten.

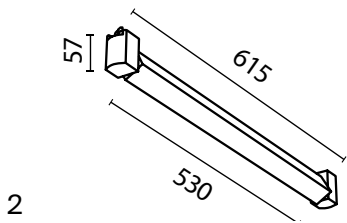
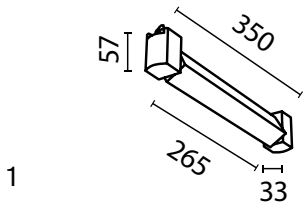
^{IT} L'armatura e' in alluminio. Le lampade con il meccanismo rotante consentono di dirigere la luce all'interno.

^{FR} Armature en aluminium. Les luminaires à mécanisme rotatif permettent de diriger la lumière à l'intérieur.

Read more on the website



LEDS BRIDGELUX



| 1 CCT | COLOR | ARTICLE | MAX W LAMPS | LIGHT FLUX | DIMMABLE | IP |
|---------------|-------|--------------------|-------------|------------|----------|-------|
| 3K WARM WHITE | BLACK | TR104-1-12W3K-B-DE | 12 W | 780 LM | NO | IP 20 |
| 3K WARM WHITE | WHITE | TR104-1-12W3K-W-DE | 12 W | 780 LM | NO | IP 20 |
| 4K WHITE | BLACK | TR104-1-12W4K-B-DE | 12 W | 980 LM | NO | IP 20 |
| 4K WHITE | WHITE | TR104-1-12W4K-W-DE | 12 W | 980 LM | NO | IP 20 |
| 2 | | | | | | |
| 3K WARM WHITE | BLACK | TR104-1-24W3K-B-DE | 24 W | 1540 LM | NO | IP 20 |
| 3K WARM WHITE | WHITE | TR104-1-24W3K-W-DE | 24 W | 1540 LM | NO | IP 20 |
| 4K WHITE | BLACK | TR104-1-24W4K-B-DE | 24 W | 1900 LM | NO | IP 20 |
| 4K WHITE | WHITE | TR104-1-24W4K-W-DE | 24 W | 1900 LM | NO | IP 20 |



Focus

Read more
on the website

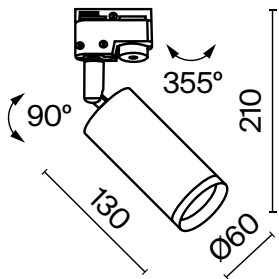


^{EN} Metal body. The LED light source is recessed into the body. The lens provides a bright key-light. Low UGR level (no blinding). High color rendering index. Swivel mechanism.

^{DE} Metallrahmen. Die im Rahmen versenkte LED-Lichtquelle. Die Linse liefert helles gerichtetes Licht. Niedrige UGR-Werte (keine Blendung). Hoher Farbwiedergabeindex. Schwenkvorrichtung.

^{IT} Corpo in metallo. La sorgente luminosa a LED è incassata nel corpo. La lente fornisce una luce direzionale brillante. Basso UGR (non abbaglia). Alto indice di resa cromatica. Meccanismo girevole.

^{FR} Corps métallique. Source de lumière LED encastrée. La lentille assure une orientation nette de la lumière. Faible taux d'éblouissement UGR (n'éblouit pas). Fort indice de rendu de couleur. Mécanisme pivotant.



| LIGHT SOURCE | COLOR | ARTICLE | MAX W LAMPS | IP |
|--------------|--------------|-----------------|-------------|-------|
| 1 x GU10 | ■ BLACK | TR004-1-GU10-B | 10 W | IP 20 |
| 1 x GU10 | □ WHITE | TR004-1-GU10-W | 10 W | IP 20 |
| 1 x GU10 | ■ GRAPHITE | TR004-1-GU10-GF | 10 W | IP 20 |
| 1 x GU10 | ■ MATTE GOLD | TR004-1-GU10-MG | 10 W | IP 20 |



Focus Dual

Read more
on the website



^{EN} Metal body. Swivel mechanism to adjust the light direction. The recessed light source, a lamp with LED, provides visual comfort and prevents glare effect.

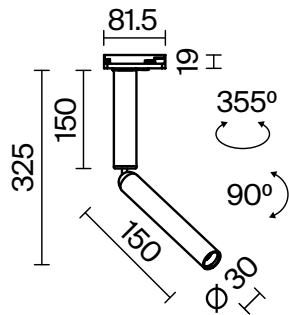
^{DE} Metallrahmen. Schwenkvorrichtung zur Einstellung des Lichtstroms. Die versenkte Lichtquelle – Leuchtmittel mit LED, sorgt für Sehkomfort und verhindert Blendung.

^{IT} Corpo in metallo. Meccanismo girevole per regolare la direzione della luce. La sorgente luminosa incassata - una lampadina LED, offre comfort visivo e previene l'abbagliamento.

^{FR} Corps en métal. Mécanisme pivotant pour le réglage de l'orientation de la lumière. La source de lumière encastrée - ampoule à culot LED, procure un confort visuel et évite l'effet d'éblouissement.



LEDS BRIDGELUX



ANTI-DAZZLE FILTERS HONEYCOMB-D45

| CCT | COLOR | ARTICLE | MAX W LAMPS | LIGHT FLUX | DIMMABLE | IP |
|---------------|---------------|-----------------|-------------|------------|----------|-------|
| 3K WARM WHITE | BLACK | TR142-1-6W3K-B | 6 W | 400 LM | NO | IP 20 |
| 3K WARM WHITE | WHITE | TR142-1-6W3K-W | 6 W | 460 LM | NO | IP 20 |
| 3K WARM WHITE | BLACK / BRASS | TR142-1-6W3K-BS | 6 W | 440 LM | NO | IP 20 |



Focus LED

Read more
on the website



^{EN} Metal body. The LED light source is recessed into the body. The lens provides a bright key-light. Low UGR level (no blinding). High color rendering index. Swivel mechanism.

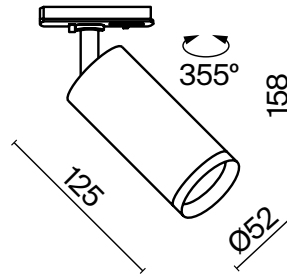
^{DE} Metallrahmen. Die im Rahmen versenkte LED-Lichtquelle. Die Linse liefert helles gerichtetes Licht. Niedrige UGR-Werte (keine Blendung). Hoher Farbwiedergabeindex. Schwenkvorrichtung.

^{IT} Corpo in metallo. La sorgente luminosa a LED è incassata nel corpo. La lente fornisce una luce direzionale brillante. Basso UGR (non abbaglia). Alto indice di resa cromatica. Meccanismo girevole.

^{FR} Corps métallique. Source de lumière LED encastrée. La lentille assure une orientation nette de la lumière. Faible taux d'éblouissement UGR (n'éblouit pas). Fort indice de rendu de couleur. Mécanisme pivotant.



LEDS EPISTAR


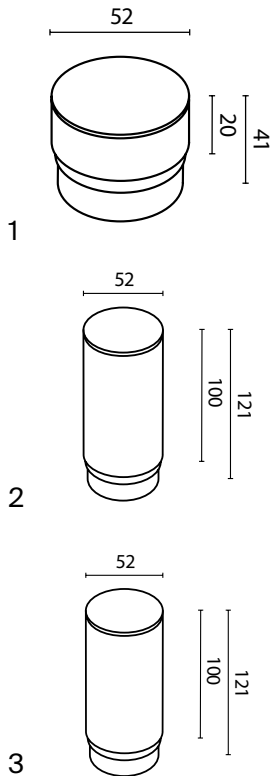


| CCT | COLOR | ARTICLE | MAX W LAMPS | LIGHT FLUX | DIMMABLE | IP |
|---------------|---------------|---------------------|-------------|------------|----------|-------|
| 3K WARM WHITE | BLACK | TR021-1-12B3K-W-B | 12 W | 900 LM | NO | IP 20 |
| 3K WARM WHITE | WHITE | TR021-1-12W3K-W-W | 12 W | 900 LM | NO | IP 20 |
| 3K WARM WHITE | BRASS / BLACK | TR021-1-12W3K-W-BBS | 12 W | 900 LM | NO | IP 20 |
| 3K WARM WHITE | BLACK | TR021-1-12B3K-W-D-B | 12 W | 900 LM | TRIAC | IP 20 |
| 3K WARM WHITE | WHITE | TR021-1-12W3K-W-D-W | 12 W | 900 LM | TRIAC | IP 20 |
| 4K WHITE | BLACK | TR021-1-12B4K-W-B | 12 W | 900 LM | NO | IP 20 |
| 4K WHITE | WHITE | TR021-1-12W4K-W-W | 12 W | 900 LM | NO | IP 20 |
| 4K WHITE | BLACK | TR021-1-12B4K-W-D-B | 12 W | 900 LM | TRIAC | IP 20 |
| 4K WHITE | WHITE | TR021-1-12W4K-W-D-W | 12 W | 900 LM | TRIAC | IP 20 |

Lenses, filters and rings

EN Replaceable lens to adjust the scattering beam angle (15°, 24°, 36° and 50°).
 DE Auswechselbare Linse zur Einstellung des Streuwinkels (15°, 24°, 36° und 50°).
 IT Lente intercambiabile per regolare l'angolo di diffusione (15°, 24°, 36° e 50°).
 FR Lentille amovible pour le réglage de l'angle de diffusion (sur 15°, 24°, 36° et 50°).

Read more
on the website



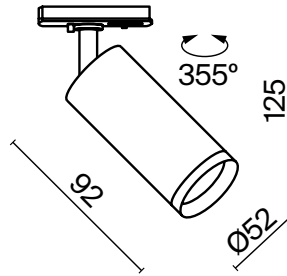
| SYSTEM ELEMENT | ARTICLE | SYSTEM ELEMENT | ARTICLE | DEGREE | COLOR |
|------------------|---------------|-----------------------|---------------|--------|--------------------------------|
| 1 MATTE DIFFUSER | RINGSACR-12-W | 4 RING | RINGM-12-W | | <input type="checkbox"/> WHITE |
| 2 MATTE DIFFUSER | RINGLACR-12-W | 5 ANTI-DAZZLE FILTERS | HONEYCOMB-D38 | | |
| 3 MATTE DIFFUSER | RINGMACR-12-W | 6 LENSES | LENSD38-15 | 15° | |
| | | | LENSD38-24 | 24° | |
| | | | LENSD38-36 | 36° | |
| | | | LENSD38-50 | 50° | |

Focus S

Read more
on the website



^{EN} Metal body. Swivel mechanism for 355° horizontal and 90° vertical light adjustment. Removable lamp with GU10 base (not included).
^{DE} Metallrahmen. Schwenkvorrichtung zur Einstellung des Lichtstroms um 355° horizontal und 90° vertikal. Auswechselbares Leuchtmittel mit GU10-Fassung (nicht im Lieferumfang enthalten). IT Corpo in metallo. Meccanismo girevole per la regolazione della luce a 355° in orizzontale e 90° in verticale. Lampadina di ricambio con attacco GU10 (non inclusa).
^{FR} Corps métallique. Mécanisme pivotant pour un réglage du flux lumineux à 355° sur le plan horizontal et à 90° sur le plan vertical. Ampoule amovible à culot GU10 (non comprise dans le lot).



| LIGHT SOURCE | COLOR | ARTICLE | MAX W LAMPS | IP |
|--------------|--------------|--------------------|-------------|-------|
| 1 x GU10 | ■ BLACK | TR020-1-GU10-B | 10 W | IP 20 |
| 1 x GU10 | □ WHITE | TR020-1-GU10-W | 10 W | IP 20 |
| 1 x GU10 | ■ MG / WHITE | TR020-1-U-GU10-WG | 10 W | IP 20 |
| 1 x GU10 | ■ GF / WHITE | TR020-1-U-GU10-WGF | 10 W | IP 20 |
| 1 x GU10 | ■ MG / WHITE | TR020-1-U-GU10-WMG | 10 W | IP 20 |
| 1 x GU10 | ■ S / BLACK | TR020-1-U-GU10-BS | 10 W | IP 20 |
| 1 x GU10 | ■ MG / BLACK | TR020-1-U-GU10-BG | 10 W | IP 20 |
| 1 x GU10 | ■ GF / BLACK | TR020-1-U-GU10-BGF | 10 W | IP 20 |
| 1 x GU10 | ■ MG / BLACK | TR020-1-U-GU10-BMG | 10 W | IP 20 |



Focus Zoom

Read more
on the website



^{EN} Metal body. The LED light source is recessed into the body. The lens provides a bright key-light. Low UGR level (no blinding). High color rendering index. Swivel mechanism.

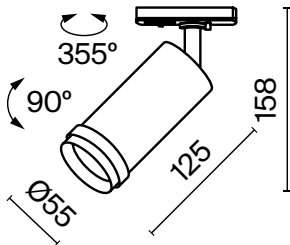
^{DE} Metallrahmen. Die im Rahmen versenkte LED-Lichtquelle. Die Linse liefert helles gerichtetes Licht. Niedrige UGR-Werte (keine Blendung). Hoher Farbwiedergabeindex. Schwenkvorrichtung.

^{IT} Corpo in metallo. La sorgente luminosa a LED è incassata nel corpo. La lente fornisce una luce direzionale brillante. Basso UGR (non abbaglia). Alto indice di resa cromatica. Meccanismo girevole.

^{FR} Corps métallique. Source de lumière LED encastrée. La lentille assure une orientation nette de la lumière. Faible taux d'éblouissement UGR (n'éblouit pas). Fort indice de rendu de couleur. Mécanisme pivotant.



LEDS EPISTAR



| CCT | COLOR | ARTICLE | MAX W LAMPS | LIGHT FLUX | DIMMABLE | IP |
|---------------|---------|---------------------|-------------|------------|----------|------|
| 3K WARM WHITE | ■ BLACK | TR021-1-12B3K-Z-B | 12 W | 900 LM | NO | IP20 |
| 3K WARM WHITE | ■ BLACK | TR021-1-12B3K-Z-D-B | 12 W | 900 LM | TRIAC | IP20 |
| 3K WARM WHITE | □ WHITE | TR021-1-12B3K-Z-W | 12 W | 900 LM | NO | IP20 |
| 3K WARM WHITE | □ WHITE | TR021-1-12B3K-Z-D-W | 12 W | 900 LM | TRIAC | IP20 |
| 4K WHITE | ■ BLACK | TR021-1-124K-Z-B | 12 W | 900 LM | NO | IP20 |
| 4K WHITE | ■ BLACK | TR021-1-12B4K-Z-D-B | 12 W | 900 LM | TRIAC | IP20 |
| 4K WHITE | □ WHITE | TR021-1-12B4K-Z-W | 12 W | 900 LM | NO | IP20 |
| 4K WHITE | □ WHITE | TR021-1-12B4K-Z-D-W | 12 W | 900 LM | TRIAC | IP20 |



Lipari

Read more
on the website

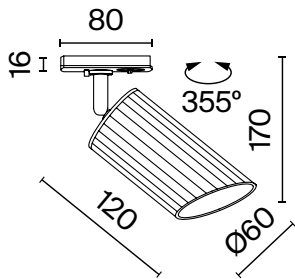




^{EN} Metal body with a corrugated texture, asymmetrical cut. Swivel mechanism. The recessed light source, a lamp with GU10 base (not included).

^{DE} Metallrahmen mit geriffelter Textur, asymmetrischer Schnitt. Schwenkvorrichtung. Die versenkte Lichtquelle – Leuchtmittel mit GU10-Fassung (nicht im Lieferumfang enthalten).

^{IT} Corpo in metallo con trama ondulata, taglio asimmetrico. Meccanismo girevole. La sorgente luminosa incassata - una lampadina GU10 (non inclusa).

^{FR} Corps métallique avec motif texturé, coupe asymétrique. Mécanisme pivotant. La source de lumière encastrée – ampoule à culot GU10 (non comprise dans le lot).



| LIGHT SOURCE | COLOR | ARTICLE | MAX W LAMPS | IP |
|--------------|--|----------------|-------------|-------|
| 1 x GU10 |  MATTE GOLD / BLACK | TR087-1-GU10-B | 10 W | IP 20 |
| 1 x GU10 |  MATTE GOLD / WHITE | TR087-1-GU10-W | 10 W | IP 20 |



Onda

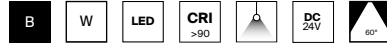
^{EN} Aluminum housing. Low glare and high color rendering index for comfortable accent lighting.

^{DE} Aluminiumgehäuse. Geringe Blendung und hoher Farbwiedergabeindex für stimmungsvolle Akzentbeleuchtung.

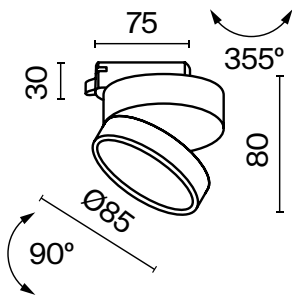
^{IT} Corpo in alluminio. Basso livello di abbagliamento e alto indice di resa cromatica. Confortevole illuminazione d'accento.

^{FR} Boîtier en aluminium. Faible éblouissement et indice de rendu des couleurs élevé. Éclairage d'appoint confortable.

Read more on the website



LEDS BRIDGELUX



| CCT | COLOR | ARTICLE | MAX W LAMPS | LIGHT FLUX | DIMMABLE | IP |
|---------------|---------|---------------------|-------------|------------|----------|-------|
| 2.7K WARM | ■ BLACK | TR007-1-12W2.7K-B-1 | 12 W | 781 LM | NO | IP 20 |
| 2.7K WARM | □ WHITE | TR007-1-12W2.7K-W-1 | 12 W | 838 LM | NO | IP 20 |
| 3K WARM WHITE | ■ BLACK | TR007-1-12W3K-B-1 | 12 W | 780 LM | NO | IP 20 |
| 3K WARM WHITE | □ WHITE | TR007-1-12W3K-W-1 | 12 W | 830 LM | NO | IP 20 |
| 3K WARM WHITE | ■ BLACK | TR007-1-12W3K-B | 12 W | 780 LM | NO | IP 20 |
| 3K WARM WHITE | □ WHITE | TR007-1-12W3K-W | 12 W | 800 LM | NO | IP 20 |
| 4K WHITE | ■ BLACK | TR007-1-12W4K-B | 12 W | 800 LM | NO | IP 20 |
| 4K WHITE | □ WHITE | TR007-1-12W4K-W | 12 W | 960 LM | NO | IP 20 |

Onda

Read more
on the website

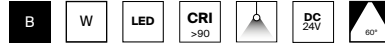


^{EN} Aluminum housing. Low glare and high color rendering index for comfortable accent lighting.

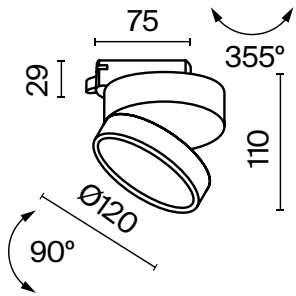
^{DE} Aluminiumgehäuse. Geringe Blendung und hoher Farbwiedergabeindex für stimmungsvolle Akzentbeleuchtung.

^{IT} Corpo in alluminio. Basso livello di abbagliamento e alto indice di resa cromatica. Confortevole illuminazione d'accento.

^{FR} Boîtier en aluminium. Faible éblouissement et indice de rendu des couleurs élevé. Éclairage d'appoint confortable.



LEDS BRIDGELUX



| CCT | COLOR | ARTICLE | MAX W LAMPS | LIGHT FLUX | DIMMABLE | IP |
|---------------|-------|-------------------|-------------|------------|----------|-------|
| 3K WARM WHITE | BLACK | TR007-1-18W3K-B-1 | 18 W | 1370 LM | NO | IP 20 |
| 3K WARM WHITE | WHITE | TR007-1-18W3K-W-1 | 18 W | 1490 LM | NO | IP 20 |
| 3K WARM WHITE | BLACK | TR007-1-18W3K-B | 18 W | 1000 LM | NO | IP 20 |
| 3K WARM WHITE | WHITE | TR007-1-18W3K-W | 18 W | 1400 LM | NO | IP 20 |
| 4K WHITE | BLACK | TR007-1-18W3K-B4K | 18 W | 1100 LM | NO | IP 20 |
| 4K WHITE | WHITE | TR007-1-18W3K-W4K | 18 W | 1500 LM | NO | IP 20 |





Points Rot

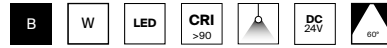
EN Metal body. The hidden LED light source is comfortable for the eyes. Focusing optics for key-light.

DE Metallrahmen. Die verborgene LED-Lichtquelle ist angenehm für die Augen. Konzentrierende Optik für gerichtete Beleuchtung.

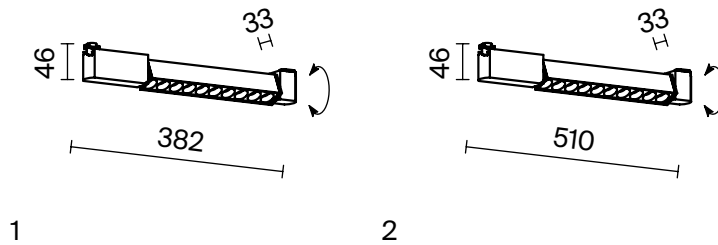
IT Corpo in metallo. La sorgente luminosa a LED nascosta è confortevole per gli occhi. Ottica concentrante per illuminazione direzionale.

FR Corps métallique. Source de lumière LED dissimulée confortable pour la vue. Optique non imageante pour l'éclairage d'accentuation.

Read more on the website



LEDS BRIDGELUX



| 1 CCT | COLOR | ARTICLE | MAX W LAMPS | LIGHT FLUX | DIMMABLE | IP |
|---------------|-------|----------------------|-------------|------------|----------|-------|
| 3K WARM WHITE | BLACK | TR010-1-10W3K-M-B-DE | 10 W | 750 LM | NO | IP 20 |
| 3K WARM WHITE | WHITE | TR010-1-10W3K-M-W-DE | 10 W | 750 LM | NO | IP 20 |
| 4K WHITE | BLACK | TR010-1-10W4K-M-B-DE | 10 W | 750 LM | NO | IP 20 |
| 4K WHITE | WHITE | TR010-1-10W4K-M-W-DE | 10 W | 750 LM | NO | IP 20 |
| 2 | | | | | | |
| 3K WARM WHITE | BLACK | TR010-1-22W3K-M-B-DE | 22 W | 1130 LM | NO | IP 20 |
| 3K WARM WHITE | WHITE | TR010-1-22W3K-M-W-DE | 22 W | 1130 LM | NO | IP 20 |
| 4K WHITE | BLACK | TR010-1-22W4K-M-B-DE | 22 W | 1440 LM | NO | IP 20 |
| 4K WHITE | WHITE | TR010-1-22W4K-M-W-DE | 22 W | 1440 LM | NO | IP 20 |

TR010-1-20W4K-M-B

TR010-1-10W4K-M-B



Polar

Read more
on the website

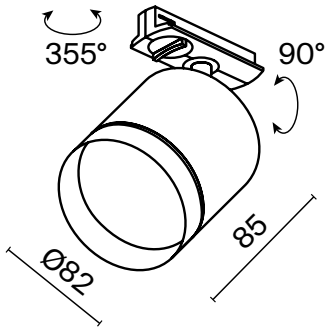


^{EN} Modern design. Metal body. Up-to-date colors: black, white and matte gold. The light source - GX53 lamp (not included) - provides effective lighting of the space.

^{DE} Modernes Design. Metallrahmen. Aktuelle Farben - Schwarz, Weiß und Mattes Gold. Lichtquelle - ein Leuchtmittel mit einer GX53-Fassung (nicht im Lieferumfang enthalten) sorgt für eine wirkungsvolle Raumbelichtung.

^{IT} Il design moderno. Corpo e' di metallo. I colori attuali sono nero, bianco ed oro opaco. La sorgente luminosa e' la lampada di GX53 (non inclusa in set completo) fornisce un'illuminazione efficiente dello spazio.

^{FR} Design moderne. Corps en métal. Couleurs actuelles - noir, blanc et or mat. Source de lumière - la lampe GX53 (non incluse) fournit un éclairage efficace de l'espace.



| LIGHT SOURCE | COLOR | ARTICLE | MAX W LAMPS | IP |
|--------------|----------------------|-----------------|-------------|-------|
| 1 X GX53 | ■ BLACK | TR088-1-GX53-B | 15 W | IP 20 |
| 1 X GX53 | ■ MATTE GOLD / BLACK | TR088-1-GX53-MG | 15 W | IP 20 |
| 1 X GX53 | □ WHITE | TR088-1-GX53-W | 15 W | IP 20 |



Vuoro

Read more
on the website

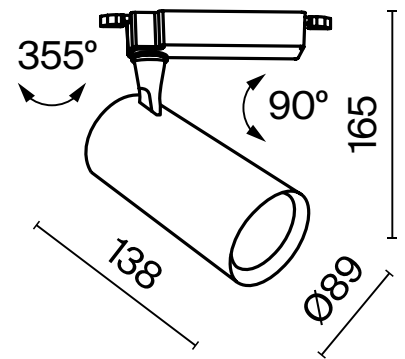
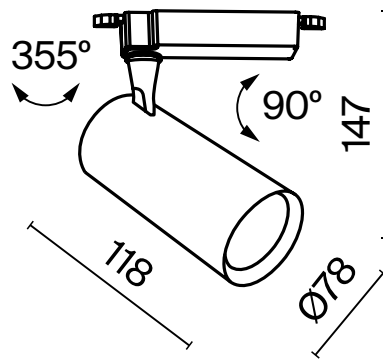
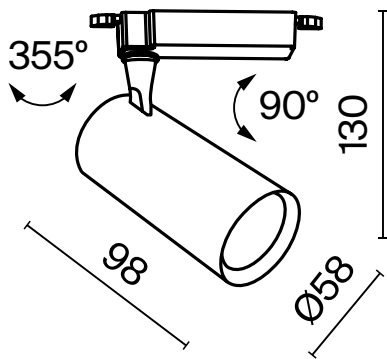
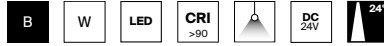


^{EN} Metal body. The light source is an LED module. Swivel mechanism. Highcolor rendering index and low glare effect.

^{DE} Metallrahmen. Die Lichtquelle ist ein LED-Modul. Schwenkvorrichtung. Hoher Farbwiedergabeindex und niedrige Blendwirkung.

^{IT} Corpo in metallo. La sorgente luminosa è un modulo LED. Meccanismo girevole. Alto indice di resa cromatica e basso abbagliamento.

^{FR} Corps métallique. Source de lumière: module LED. Mécanisme pivotant. Fort indice de rendu de couleur et faible taux d'éblouissement.



| 1 CCT | | COLOR | ARTICLE | MAX W LAMPS | LIGHT FLUX | DIMMABLE | IP |
|-------|------------|---------|------------------|-------------|------------|----------|-------|
| 3K | WARM WHITE | ■ BLACK | TR003-1-6W3K-S-B | 6 W | 450 LM | NO | IP 20 |
| 3K | WARM WHITE | □ WHITE | TR003-1-6W3K-S-W | 6 W | 450 LM | NO | IP 20 |
| 3K | WARM WHITE | ■ BLACK | TR003-1-6W3K-B | 6 W | 450 LM | NO | IP 20 |
| 3K | WARM WHITE | □ WHITE | TR003-1-6W3K-W | 6 W | 450 LM | NO | IP 20 |
| 4K | WHITE | ■ BLACK | TR003-1-6W4K-S-B | 6 W | 500 LM | NO | IP 20 |

2

| | | | | | | | |
|----|------------|---------|-------------------|------|--------|----|-------|
| 3K | WARM WHITE | ■ BLACK | TR003-1-10W3K-S-B | 10 W | 850 LM | NO | IP 20 |
| 3K | WARM WHITE | □ WHITE | TR003-1-10W3K-S-W | 10 W | 850 LM | NO | IP 20 |
| 4K | WHITE | ■ BLACK | TR003-1-10W4K-S-B | 10 W | 900 LM | NO | IP 20 |

3

| | | | | | | | |
|----|------------|---------|-------------------|------|---------|----|-------|
| 3K | WARM WHITE | □ WHITE | TR003-1-12W4K-W | 12 W | 900 LM | NO | IP 20 |
| 3K | WARM WHITE | ■ BLACK | TR003-1-15W3K-S-B | 15 W | 1600 LM | NO | IP 20 |
| 3K | WARM WHITE | □ WHITE | TR003-1-15W3K-S-W | 15 W | 1600 LM | NO | IP 20 |
| 4K | WHITE | ■ BLACK | TR003-1-15W4K-S-B | 15 W | 1600 LM | NO | IP 20 |
| 4K | WHITE | □ WHITE | TR003-1-15W4K-S-W | 15 W | 1600 LM | NO | IP 20 |

Vuoro

Read more
on the website

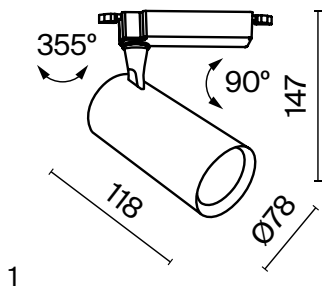
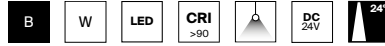


^{EN} Metal body. The light source is an LED module. Swivel mechanism. Highcolor rendering index and low glare effect.

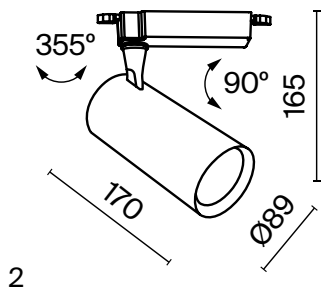
^{DE} Metallrahmen. Die Lichtquelle ist ein LED-Modul. Schwenkvorrichtung. Hoher Farbwiedergabeindex und niedrige Blendwirkung.

^{IT} Corpo in metallo. La sorgente luminosa è un modulo LED. Meccanismo girevole. Alto indice di resa cromatica e basso abbagliamento.

^{FR} Corps métallique. Source de lumière: module LED. Mécanisme pivotant. Fort indice de rendu de couleur et faible taux d'éblouissement.



1



2



| 1 CCT | COLOR | ARTICLE | MAX W LAMPS | LIGHT FLUX | DIMMABLE | IP |
|--|--|-------------------|-------------|------------|----------|-------|
| 3K WARM WHITE | ■ BLACK | TR003-1-26W3K-S-B | 26 W | 2700 LM | NO | IP 20 |
| 4K WHITE | ■ BLACK | TR003-1-26W4K-S-B | 26 W | 2800 LM | NO | IP 20 |
| 4K WHITE | □ WHITE | TR003-1-26W4K-S-W | 26 W | 3000 LM | NO | IP 20 |
| 2 | | | | | | |
| 4K WHITE | □ WHITE | TR003-1-40W3K-W | 36 W | 3200 LM | NO | IP 20 |



Read more
on the website

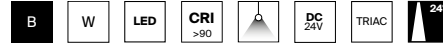


^{EN} Metal body. Swivel mechanism. The LED light source. Part of models with Triac dimming. Narrow scattering angle for accent lighting is 24°.

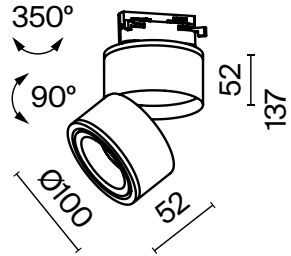
^{DE} Metallrahmen. Schwenkvorrichtung. LED-Lichtquelle. Einige Modelle sind Triac-dimmbare. Schmalen Streuwinkel von 24° für Akzentbeleuchtung.

^{IT} Corpo in metallo. Meccanismo girevole. Sorgente luminosa LED. Parte dei modelli dimmerabile con Triac dimmer. Fascio stretto 24° per illuminazione d'accento.

^{FR} Corps métallique. Mécanisme pivotant. Source de lumière LED. Partie des modèles avec variateur Triac. Angle étroit de diffusion (24°) pour un éclairage d'accentuation.



LEDS BRIDGELUX



| CCT | COLOR | ARTICLE | MAX W LAMPS | LIGHT FLUX | DIMMABLE | IP | |
|--------|------------|---------|----------------------|------------|----------|-------|-------|
| 3K | WARM WHITE | ■ BLACK | TR084-1-15W3K-B | 15 W | 750 LM | NO | IP 20 |
| 3K | WARM WHITE | ■ BLACK | TR084-1-15W3K-D-B | 15 W | 690 LM | TRIAC | IP 20 |
| 3K | WARM WHITE | □ WHITE | TR084-1-15W3K-W | 15 W | 810 LM | NO | IP 20 |
| 3K | WARM WHITE | □ WHITE | TR084-1-15W3K-D-W | 15 W | 760 LM | TRIAC | IP 20 |
| 4K | WHITE | ■ BLACK | TR084-1-15W4K-B | 15 W | 1030 LM | NO | IP 20 |
| 4K | WHITE | □ WHITE | TR084-1-15W4K-D-W | 15 W | 840 LM | TRIAC | IP 20 |
| 2.7-4K | ADJUSTABLE | ■ BLACK | TR084-1-15W3K-D-B-DE | 15 W | 1207 LM | NO | IP 20 |
| 2.7-4K | ADJUSTABLE | □ WHITE | TR084-1-15W3K-D-W-DE | 15 W | 1359 LM | NO | IP 20 |



Zon

Read more
on the website

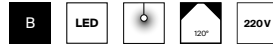


^{EN} Metal body. The LED light source is hidden under an opal diffuser. Unique design with movable mount to adjust the light flux. Wide 120° beam angle.

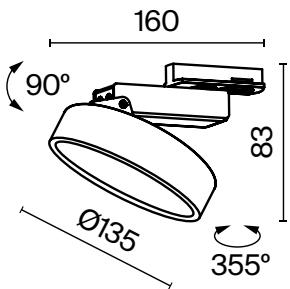
^{DE} Metallrahmen. Die LED-Lichtquelle ist unter einem opalen Diffusor verborgen. Einzigartiges Design mit beweglicher Halterung zur Einstellung des Lichtstroms. Breiter Lichtstreuwinkel 120°.

^{IT} Corpo in metallo. La sorgente luminosa a LED è nascosta sotto un diffusore opalino. Design unico con supporto mobile per regolare il flusso luminoso. Ampio angolo di diffusione pari a 120°.

^{FR} Corps métallique. Source de lumière LED dissimulée sous un diffuseur opaque. Design unique avec fixation mobile pour le réglage du flux lumineux. Grand angle de diffusion de 120°.



LEDS SANAN



| CCT | COLOR | ARTICLE | MAX W LAMPS | LIGHT FLUX | DIMMABLE | IP |
|---------------|-------|-----------------|-------------|------------|----------|-------|
| 3K WARM WHITE | BLACK | TR043-1-12W3K-B | 12 W | 840 LM | NO | IP 20 |
| 4K WHITE | BLACK | TR043-1-12W4K-B | 12 W | 840 LM | NO | IP 20 |

Virar

Read more
on the website

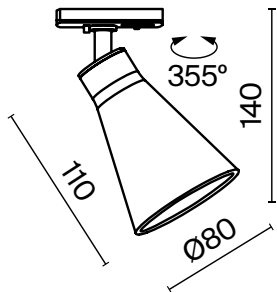


^{EN} Metal body. Swivel mechanism to adjust the light direction. The recessed light source, a lamp with GU10 base (not included).

^{DE} Metallrahmen. Schwenkvorrichtung zur Einstellung des Lichtstroms. Die versenkte Lichtquelle – Leuchtmittel mit GU10-Fassung (nicht im Lieferumfang enthalten).

^{IT} Corpo in metallo. Meccanismo girevole per regolare la direzione della luce. La sorgente luminosa incassata - una lampadina GU10 (non inclusa).

^{FR} Corps en métal. Mécanisme pivotant pour le réglage de l'orientation de la lumière. La source de lumière encastrée – ampoule à culot GU10 (non comprise dans le lot).



| LIGHT SOURCE | COLOR | ARTICLE | MAX W LAMPS | IP |
|--------------|---------|----------------|-------------|-------|
| 1 x GU10 | ■ BLACK | TR022-1-GU10-B | 10 W | IP 20 |
| 1 x GU10 | □ WHITE | TR022-1-GU10-W | 10 W | IP 20 |

Focus mini

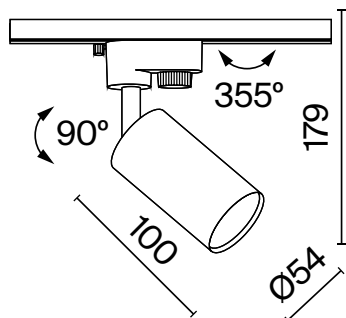
EN Metal body. Removable lamp with GU10 base (not included).

DE Metallrahmen. Auswechselbares Leuchtmittel mit GU10-Fassung (nicht im Lieferumfang enthalten).

IT Corpo in metallo. Lampadina di ricambio con attacco GU10 (non inclusa).

FR Corps métallique. Ampoule amovible à culot GU10 (non comprise dans le lot).

Read more
on the website



| LIGHT SOURCE | COLOR | ARTICLE | MAX W LAMPS | IP |
|--------------|-------|----------------|-------------|-------|
| 1 x GU10 | BLACK | TR002-1-GU10-B | 10 W | IP 20 |

Focus mini

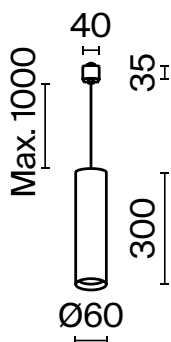
^{EN} Metal body. Removable lamp with GU10 base (not included).

^{DE} Metallrahmen. Auswechselbares Leuchtmittel mit GU10-Fassung (nicht im Lieferumfang enthalten).

^{IT} Corpo in metallo. Lampadina di ricambio con attacco GU10 (non inclusa).

^{FR} Corps métallique. Ampoule amovible à culot GU10 (non comprise dans le lot).

Read more
on the website



| LIGHT SOURCE | COLOR | ARTICLE | MAX W LAMPS | IP |
|--------------|-------|----------------|-------------|-------|
| 1 x GU10 | WHITE | TR008-1-GU10-W | 10 W | IP 20 |

Read more
on the website



^{EN} Metal body. Swivel mechanism to adjust the light direction. The recessed light source, a lamp with GU10 base (not included).

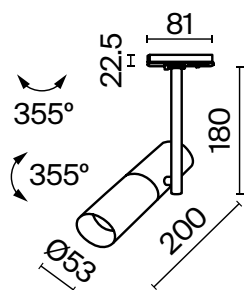
^{DE} Metallrahmen. Schwenkvorrichtung zur Einstellung des Lichtstroms. Die versenkte Lichtquelle – Leuchtmittel mit GU10-Fassung (nicht im Lieferumfang enthalten).

^{IT} Corpo in metallo. Meccanismo girevole per regolare la direzione della luce. La sorgente luminosa incassata - una lampadina GU10 (non inclusa).

^{FR} Corps en métal. Mécanisme pivotant pour le réglage de l'orientation de la lumière. La source de lumière encastrée – ampoule à culot GU10 (non comprise dans le lot).



ANTI-DAZZLE FILTERS HONEYCOMB-D45



| LIGHT SOURCE | COLOR | ARTICLE | MAX W LAMPS | IP |
|--------------|----------------------|-----------------|-------------|-------|
| 1 x GU10 | ■ BLACK | TR005-1-GU10-B | 10 W | IP 20 |
| 1 x GU10 | □ WHITE | TR005-1-GU10-W | 10 W | IP 20 |
| 1 x GU10 | ■ MATTE GOLD / BLACK | TR005-1-GU10-BG | 10 W | IP 20 |



Focus Design

Read more
on the website


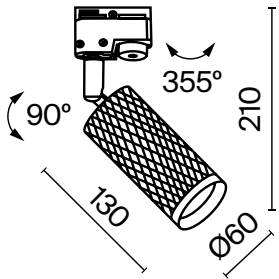


^{EN} Metal body with textured pattern. Swivel mechanism to adjust the light direction. Removable lamp with GU10 base (not included).

^{DE} Metallrahmen mit strukturiertem Muster. Schwenkvorrichtung zur Einstellung des Lichtstroms. Auswechselbares Leuchtmittel mit GU10-Fassung (nicht im Lieferumfang enthalten).

^{IT} Corpo in metallo con motivo strutturato. Meccanismo girevole per regolare la direzione della luce. Lampadina di ricambio con attacco GU10 (non inclusa).

^{FR} Cops en métal avec motif texturé. Mécanisme pivotant pour le réglage de l'orientation de la lumière. Ampoule amovible à culot GU10 (non comprise dans le lot).



ANTI-DAZZLE FILTERS HONEYCOMB-D45

| LIGHT SOURCE | COLOR | ARTICLE | MAX W LAMPS | IP |
|--------------|---------|----------------|-------------|-------|
| 1 x GU10 | ■ BLACK | TR011-1-GU10-B | 10 W | IP 20 |
| 1 x GU10 | □ WHITE | TR011-1-GU10-W | 10 W | IP 20 |
| 1 x GU10 | ■ GOLD | TR011-1-GU10-G | 10 W | IP 20 |

TR011-1-GU10-W

TR011-1-GU10-B

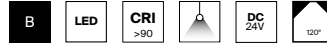


Orlo

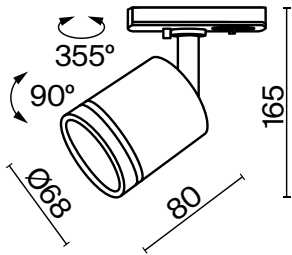
Read more
on the website




^{EN} Metal body. The recessed LED light source is hidden under an opal diffuser. Wide beam angle is 120°. High color rendering index. Swivel mechanism.
^{DE} Metallrahmen. Die versenkte LED-Lichtquelle ist unter einem opalen Diffusor verborgen. Breiter Lichtstreuungswinkel 120°. Hoher Farbwiedergabeindex. Schwenkvorrichtung.
^{IT} Corpo in metallo. La sorgente luminosa LED ad incasso è nascosta sotto un diffusore opalino. Ampio angolo di diffusione 120°. Alto indice di resa cromatica. Meccanismo girevole.
^{FR} Corps métallique. Source de lumière LED encastrée dissimulée sous un diffuseur opale. Grand angle de diffusion de 120°. Fort indice de rendu de couleur. Mécanisme pivotant.



LEDS SANAN



| CCT | COLOR | ARTICLE | MAX W LAMPS | LIGHT FLUX | DIMMABLE | IP |
|----------|-------|----------------|-------------|------------|----------|-------|
| 4K WHITE | BLACK | TR085-1-5W4K-B | 5 W | 200 LM | NO | IP 20 |



Rim

Read more
on the website

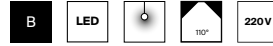


^{EN} Metal body. The LED light source is hidden under an opal diffuser. Unique design with movable mount to adjust the light flux. Wide 180° scattering angle.

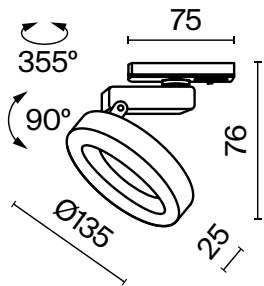
^{DE} Metallrahmen. Die LED-Lichtquelle ist unter einem opalen Diffusor verborgen. Einzigartiges Design mit beweglicher Halterung zur Einstellung des Lichtstroms. Breiter Lichtstreuwinkel 180°.

^{IT} Corpo in metallo. La sorgente luminosa a LED è nascosta sotto un diffusore opalino. Design unico con supporto mobile per regolare il flusso luminoso. Ampio angolo di diffusione pari a 180°.

^{FR} Corps métallique. Source de lumière LED dissimulée sous un diffuseur opaque. Design unique avec fixation mobile pour le réglage du flux lumineux. Grand angle de diffusion de 180°.



LEDS SANAN



| CCT | COLOR | ARTICLE | MAX W LAMPS | LIGHT FLUX | DIMMABLE | IP |
|---------------|-------|-----------------|-------------|------------|----------|-------|
| 3K WARM WHITE | BLACK | TR044-1-12W3K-B | 12 W | 650 LM | NO | IP 20 |





FOCUS

228

VUORO

230

**VUORO PRO
CALIPSO**

232
233




VUORO
TR029-3-20W3K-S-B

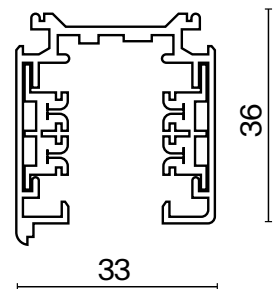
Elements for surface and pendant mounting

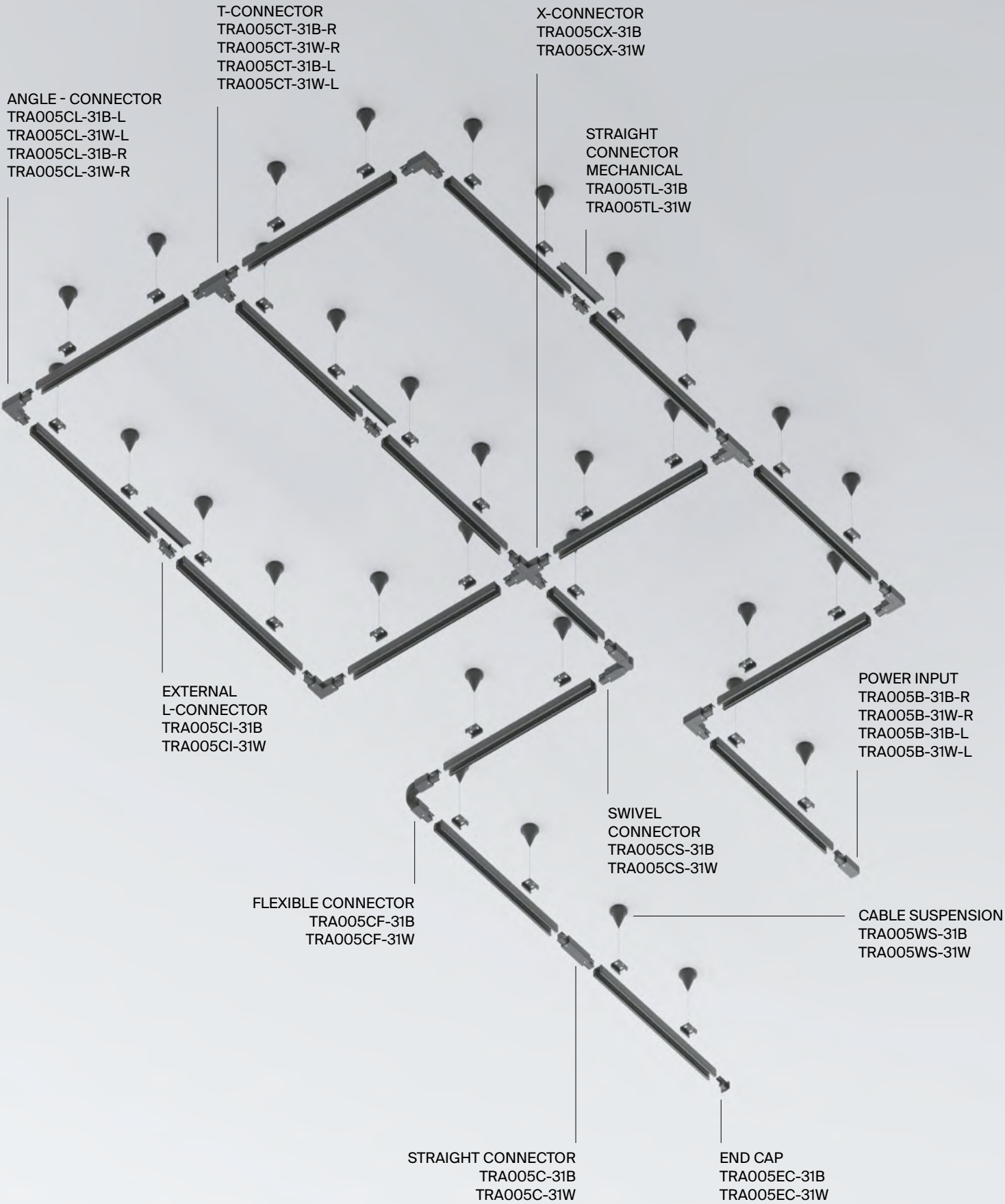


Read more
on the website



| SYSTEM ELEMENT | COLOR | ARTICLE | SIZE |
|----------------|---------|--------------|-------------------|
| TRACK | ■ BLACK | TRX005-311B | H36 X W33 X L1000 |
| | ■ BLACK | TRX005-312B | H36 X W33 X L2000 |
| | □ WHITE | TRX005-311W | H36 X W33 X L1000 |
| | □ WHITE | TRX005-312W | H36 X W33 X L2000 |
| END CAP | ■ BLACK | TRA005EC-31B | H33 x W33 x L31 |
| | □ WHITE | TRA005EC-31W | H33 x W33 x L31 |





Elements for surface and pendant mounting



Read more on the website

Power input for a three-phase track (the necessary connector is determined relative to the system grounding pin).

| SYSTEM ELEMENT | COLOR | ARTICLE |
|------------------------------|---------|---------------|
| INTERNAL POWER INPUT (RIGHT) | ■ BLACK | TRA005B-31B-R |
| | □ WHITE | TRA005B-31W-R |
| EXTERNAL POWER INPUT (LEFT) | ■ BLACK | TRA005B-31B-L |
| | □ WHITE | TRA005B-31W-L |



Straight connector for connecting the three-phase track into the line.

| SYSTEM ELEMENT | COLOR | ARTICLE |
|--------------------|---------|-------------|
| STRAIGHT CONNECTOR | ■ BLACK | TRA005C-31B |
| | □ WHITE | TRA005C-31W |



Internal straight connector for a three-phase track. This connector allows installing the track along the perimeter of the room into the tructure of any complexity.

| SYSTEM ELEMENT | COLOR | ARTICLE |
|--------------------------|---------|--------------|
| INNER STRAIGHT CONNECTOR | ■ BLACK | TRA005CI-31B |
| | □ WHITE | TRA005CI-31W |



The suspended set with a plastic bowl and a 2-meter wire is used for fixing the three-phase track lighting system at the necessary height.

| SYSTEM ELEMENT | COLOR | ARTICLE |
|----------------|---------|--------------|
| SUSPENSION KIT | ■ BLACK | TRA005WS-31B |
| | □ WHITE | TRA005WS-31W |



*External connectors are designated as left; internal connectors are right.

Angle connector for a three-phase track. Power supply along the external or internal side (the necessary connector is determined relative to the system grounding pin). This connector allows installing the track along the perimeter of the room at 90°.

| SYSTEM ELEMENT | COLOR | ARTICLE |
|---------------------------------|---------|----------------|
| EXTERNAL L-CONNECTOR (LEFT) | ■ BLACK | TRA005CL-31B-L |
| | □ WHITE | TRA005CL-31W-L |
| EXTERNAL L-CONNECTOR (RIGHT) | ■ BLACK | TRA005CL-31B-R |
| | □ WHITE | TRA005CL-31W-R |



X-connector for a three-phase track. This connector allows installing the track along the perimeter of the room into the structure of any complexity.

| | | |
|-------------|---------|--------------|
| X CONNECTOR | ■ BLACK | TRA005CX-31B |
| | □ WHITE | TRA005CX-31W |



Flexible connector for a three-phase track. This connector allows installing the structure along the perimeter of the room into the structure of any complexity.

| | | |
|-----------------------|---------|--------------|
| FLEXIBLE CONNECTOR | ■ BLACK | TRA005CF-31B |
| | □ WHITE | TRA005CF-31W |



Revolving swivel connector for a three-phase track. This connector allows installing the track along the perimeter of the room into the structure of any complexity.

| | | |
|------------------|---------|--------------|
| SWIVEL CONNECTOR | ■ BLACK | TRA005CS-31B |
| | □ WHITE | TRA005CS-31W |



Clamp for Trinity tracks for bracing the structure in places of connection.

| | | |
|-------------------------------------|---------|--------------|
| STRAIGHT CONNECTOR MECHANICAL | ■ BLACK | TRA005TL-31B |
| | □ WHITE | TRA005TL-31W |



T-connector for a three-phase track. Direction of connections outside/right or outside/left (the necessary connector is determined relative to the system grounding pin). This connector allows installing the track along the perimeter of the room into the structure of any complexity.

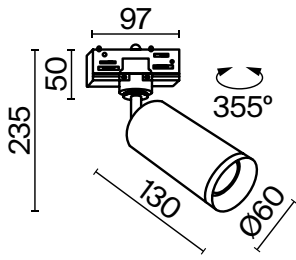
| | | |
|---------------------------------|---------|----------------|
| INTERNAL T CONNECTOR (RIGHT) | ■ BLACK | TRA005CT-31B-R |
| | □ WHITE | TRA005CT-31W-R |
| EXTERNAL T CONNECTOR (LEFT) | ■ BLACK | TRA005CT-31B-L |
| | □ WHITE | TRA005CT-31W-L |



Focus

EN Metal body. Replaceable light source with GU10 base.
 DE Metallrahmen. Austauschbare Lichtquelle mit einer Fassung GU10.
 IT Corpo in metallo. Sorgente luminosa sostituibile con attacco GU10.
 FR Corps métallique. Source de lumière remplaçable à culot GU10.

Read more
on the website



| LIGHT SOURCE | COLOR | ARTICLE | MAX W LAMPS | IP |
|--------------|--------------|-----------------|-------------|-------|
| 1 x GU10 | ■ BLACK | TR028-3-GU10-B | 10 W | IP 20 |
| 1 x GU10 | □ WHITE | TR028-3-GU10-W | 10 W | IP 20 |
| 1 x GU10 | ■ MATTE GOLD | TR028-3-GU10-MG | 10 W | IP 20 |

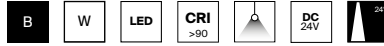


Vuoro

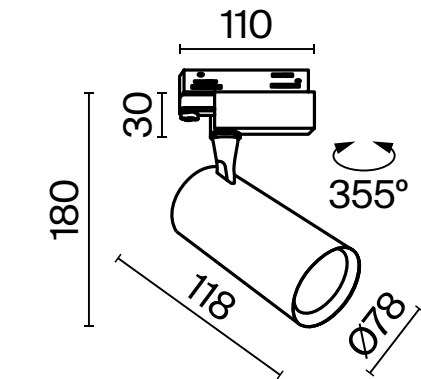
Read more
on the website



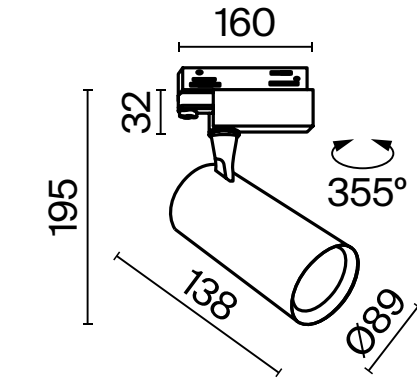
^{EN} Metal body. Swivel mechanism. LED light source. Low glare level, non-pulsing light. Highcolor rendering index.
^{DE} Metallrahmen. Schwenkvorrichtung. LED-Lichtquelle. Niedrige Blendwirkung, nicht pulsierendes Licht. Hoher Farbwiedergabeindex.
^{IT} Corpo in metallo. Meccanismo girevole. Sorgente luminosa LED. Abbagliamento ridotto, luce non pulsante. Alto indice di resa cromatica.
^{FR} Corps métallique. Mécanisme pivotant. Source de lumière LED. Faible taux d'éblouissement, lumière non pulsée. Fort indice de rendu de couleur.



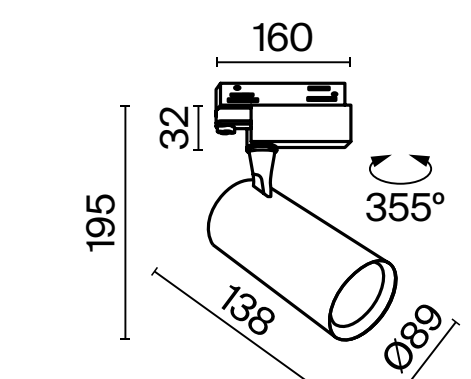
LEDS SANAN



1



2



3

| 1 CCT | COLOR | ARTICLE | MAX W LAMPS | LIGHT FLUX | DIMMABLE | IP |
|---------------|---------|-------------------|-------------|------------|----------|-------|
| 3K WARM WHITE | ■ BLACK | TR029-3-10W3K-B | 10 W | 900 LM | NO | IP 20 |
| 3K WARM WHITE | ■ BLACK | TR029-3-10W3K-S-B | 10 W | 750 LM | NO | IP 20 |
| 3K WARM WHITE | □ WHITE | TR029-3-10W3K-S-W | 10 W | 750 LM | NO | IP 20 |
| 4K WHITE | ■ BLACK | TR029-3-10W4K-B | 10 W | 950 LM | NO | IP 20 |
| 4K WHITE | ■ BLACK | TR029-3-10W4K-S-B | 10 W | 800 LM | NO | IP 20 |
| 4K WHITE | □ WHITE | TR029-3-10W4K-S-W | 10 W | 800 LM | NO | IP 20 |

2

| | | | | | | |
|---------------|---------|-------------------|------|---------|----|-------|
| 3K WARM WHITE | ■ BLACK | TR029-3-20W3K-S-B | 20 W | 1500 LM | NO | IP 20 |
| 3K WARM WHITE | □ WHITE | TR029-3-20W3K-S-W | 20 W | 1500 LM | NO | IP 20 |
| 4K WHITE | ■ BLACK | TR029-3-20W4K-S-B | 20 W | 1600 LM | NO | IP 20 |
| 4K WHITE | □ WHITE | TR029-3-20W4K-S-W | 20 W | 1600 LM | NO | IP 20 |

3

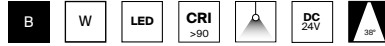
| | | | | | | |
|---------------|---------|-------------------|------|---------|----|-------|
| 3K WARM WHITE | ■ BLACK | TR029-3-26W3K-S-B | 26 W | 2690 LM | NO | IP 20 |
| 3K WARM WHITE | □ WHITE | TR029-3-26W3K-S-W | 26 W | 2690 LM | NO | IP 20 |
| 4K WHITE | ■ BLACK | TR029-3-26W4K-S-B | 26 W | 2690 LM | NO | IP 20 |
| 4K WHITE | □ WHITE | TR029-3-26W4K-S-W | 26 W | 2790 LM | NO | IP 20 |
| 4K WHITE | ■ BLACK | TR029-3-30W4K-B | 30 W | 2600 LM | NO | IP 20 |
| 4K WHITE | □ WHITE | TR029-3-30W4K-W | 30 W | 2800 LM | NO | IP 20 |

Vuoro Pro

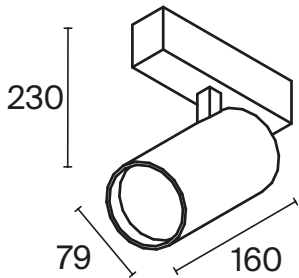
Read more
on the website



^{EN} Integrated 3-phase driver, optic lens, adjustable CCT, and flicker-free performance ensure precise, customizable lighting for retail, exhibition, and office spaces.
^{DE} Integrierter 3-Phasen-Treiber, optische Linse, einstellbare Farbtemperatur und flimmerfreier Betrieb sorgen für präzises, anpassbares Licht in Verkaufs-, Ausstellungs- und Büroräumen.
^{IT} Driver trifase integrato, lente ottica, CCT regolabile e funzionamento senza sfarfallio assicurano un'illuminazione precisa e personalizzabile per negozi, spazi espositivi e uffici.
^{FR} Pilote triphasé intégré, lentille optique, CCT réglable et éclairage sans scintillement garantissent une lumière précise et personnalisable pour les espaces commerciaux, d'exposition et de bureau.



LEDS BRIDGELUX



| 1 CCT | COLOR | ARTICLE | MAX W LAMPS | LIGHT FLUX | DIMMABLE | IP |
|------------|---------|-------------------|-------------|------------|----------|-------|
| ADJUSTABLE | ■ BLACK | TR251-30W2.7-5K-B | 30 W | 2250 LM | NO | IP 20 |
| ADJUSTABLE | □ WHITE | TR251-30W2.7-5K-W | 30 W | 2250 LM | NO | IP 20 |
| ADJUSTABLE | ■ BLACK | TR251-40W2.7-5K-B | 40 W | 3000 LM | NO | IP 20 |
| ADJUSTABLE | □ WHITE | TR251-40W2.7-5K-W | 40 W | 3000 LM | NO | IP 20 |

Calipso

Read more
on the website



^{EN} Features a swivel mechanism for precise light adjustment, warm white illumination, and an anti-glare effect for comfortable, professional lighting.

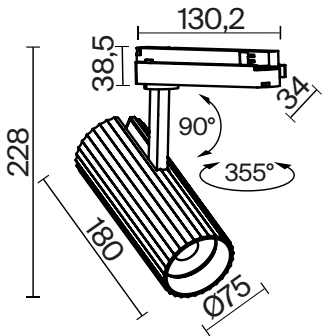
^{DE} Mit Schwenkmechanismus für präzise Lichtausrichtung, warmweißem Licht und Blendfreiheit für komfortable, professionelle Beleuchtung.

^{IT} Dotato di meccanismo orientabile per regolare con precisione la luce, illuminazione bianco caldo e sistema anti-abbagliamento per una luce professionale e confortevole.

^{FR} Mécanisme orientable pour un réglage précis de la lumière, éclairage blanc chaud et effet anti-éblouissement pour un confort lumineux professionnel.



LEDS BRIDGELUX



| 1 CCT | COLOR | ARTICLE | MAX W LAMPS | LIGHT FLUX | DIMMABLE | IP |
|---------------|-------|----------------|-------------|------------|----------|-------|
| 3K WARM WHITE | BLACK | TR250-30W3K-B | 30 W | 2740 LM | NO | IP 20 |
| 3K WARM WHITE | WHITE | TR250-30W3K-W | 30 W | 2750 LM | NO | IP 20 |
| 3K WARM WHITE | BRASS | TR250-30W3K-BS | 30 W | 2715 LM | NO | IP 20 |



| | | | | | |
|-----------------|-----|---------------------|-----|-----------------|-----|
| DIP | 236 | METEL MODERN | 264 | SHARE | 288 |
| LENS | 242 | MINOR | 266 | LIPARI | 291 |
| ALFA LED | 244 | OKNO | 268 | SLIM | 292 |
| ATOM | 250 | ONDA | 276 | STARK | 294 |
| DOT | 254 | ORLO | 277 | STOCKTON | 296 |
| HIDDEN | 258 | PHANTON | 278 | WISE | 298 |
| HOOP | 260 | REIF | 280 | YIN | 302 |
| MAGNUM | 263 | ROUND | 282 | ZOOM | 304 |

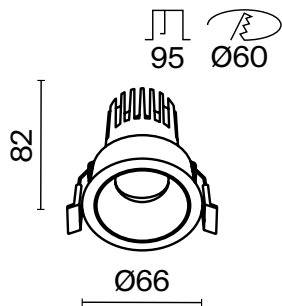
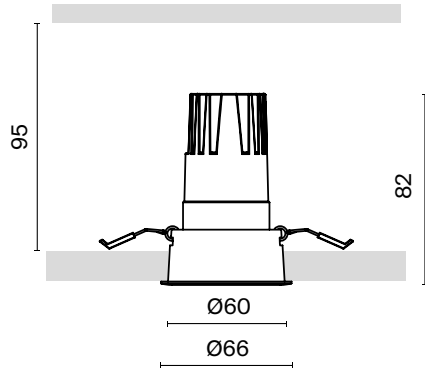


DIP
DL118-15W-3K-B

Dip

EN Designed for maximum comfort: an anti-glare filter and interchangeable lenses with different beam angles allow you to highlight the most important details.
 DE Für maximalen Komfort entwickelt: ein Blendfilter und austauschbare Linsen mit unterschiedlichen Abstrahlwinkeln betonen die wichtigsten Details.
 IT Progettato per il massimo comfort: filtro anti-abbagliamento e lenti intercambiabili con diversi angoli di emissione consentono di mettere in risalto i dettagli più importanti.
 FR Conçu pour un confort maximal : un filtre anti-éblouissement et des lentilles interchangeables à faisceaux variés permettent de souligner les détails essentiels.

Read more on the website



LEDS TOYONIA



| CCT | COLOR | ARTICLE | MAX W LAMPS | LIGHT FLUX | DIMMABLE | IP |
|---------------|-------|------------------|-------------|------------|----------|-------|
| 2.7K WARM | BLACK | DL115-10W-2.7K-B | 10 W | 1100 LM | NO | IP 20 |
| 2.7K WARM | WHITE | DL115-10W-2.7K-W | 10 W | 1130 LM | NO | IP 20 |
| 3K WARM WHITE | BLACK | DL115-10W-3K-B | 10 W | 1120 LM | NO | IP 20 |
| 3K WARM WHITE | WHITE | DL115-10W-3K-W | 10 W | 1170 LM | NO | IP 20 |

Dip

Read more
on the website



EN Designed for maximum comfort: an anti-glare filter and interchangeable lenses with different beam angles allow you to highlight the most important details.

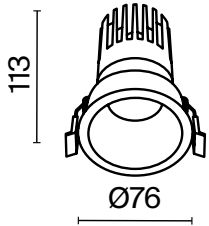
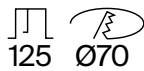
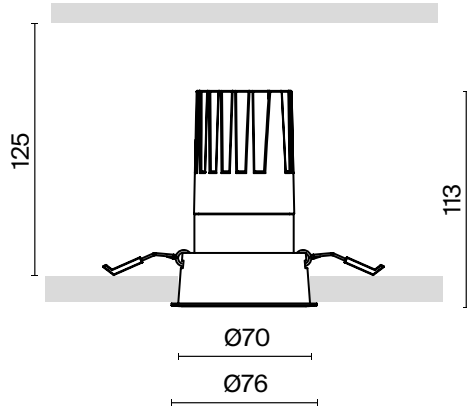
DE Für maximalen Komfort entwickelt: ein Blendfilter und austauschbare Linsen mit unterschiedlichen Abstrahlwinkeln betonen die wichtigsten Details.

IT Progettato per il massimo comfort: filtro anti-abbagliamento e lenti intercambiabili con diversi angoli di emissione consentono di mettere in risalto i dettagli più importanti.

FR Conçu pour un confort maximal : un filtre anti-éblouissement et des lentilles interchangeables à faisceaux variés permettent de souligner les détails essentiels.



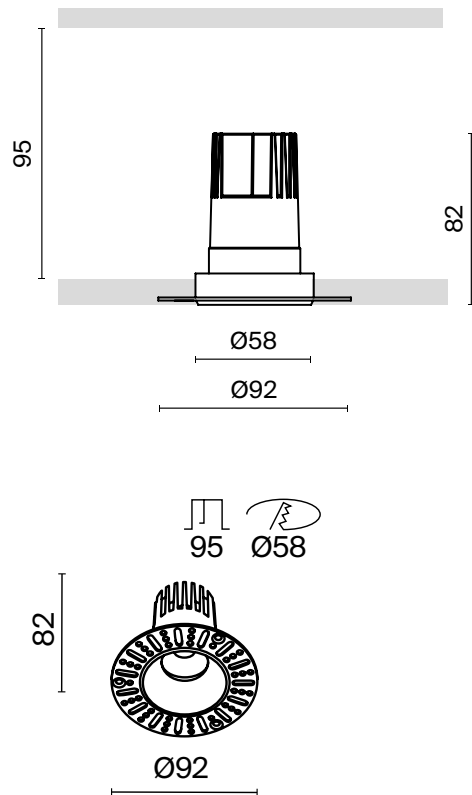
LEDS TOYONIA



| CCT | COLOR | ARTICLE | MAX W LAMPS | LIGHT FLUX | DIMMABLE | IP |
|---------------|-------|------------------|-------------|------------|----------|-------|
| 2.7K WARM | BLACK | DL118-15W-2.7K-B | 15 W | 1490 LM | NO | IP 20 |
| 2.7K WARM | WHITE | DL118-15W-2.7K-W | 15 W | 1640 LM | NO | IP 20 |
| 3K WARM WHITE | BLACK | DL118-15W-3K-B | 15 W | 1550 LM | NO | IP 20 |
| 3K WARM WHITE | WHITE | DL118-15W-3K-W | 15 W | 1620 LM | NO | IP 20 |

Dip

Read more
on the website



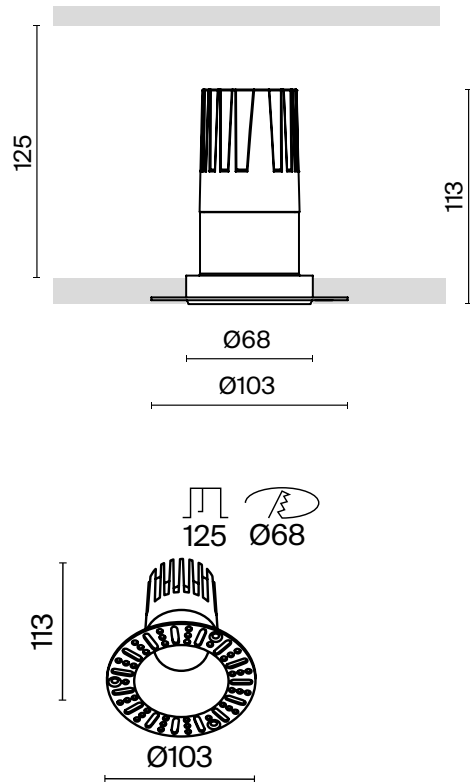
LEDS TOYONIA



| CCT | COLOR | ARTICLE | MAX W LAMPS | LIGHT FLUX | DIMMABLE | IP |
|---------------|-------|----------------------|-------------|------------|----------|-------|
| 2.7K WARM | BLACK | DL119-10W-2.7K-TRS-B | 10 W | 1060 LM | NO | IP 20 |
| 2.7K WARM | WHITE | DL119-10W-2.7K-TRS-W | 10 W | 1130 LM | NO | IP 20 |
| 3K WARM WHITE | BLACK | DL119-10W-3K-TRS-B | 10 W | 1160 LM | NO | IP 20 |
| 3K WARM WHITE | WHITE | DL119-10W-3K-TRS-W | 10 W | 1150 LM | NO | IP 20 |

Dip

Read more
on the website



LEDS TOYONIA




| CCT | COLOR | ARTICLE | MAX W LAMPS | LIGHT FLUX | DIMMABLE | IP |
|---------------|-------|----------------------|-------------|------------|----------|-------|
| 2.7K WARM | BLACK | DL122-15W-2.7K-TRS-B | 15 W | 1480 LM | NO | IP 20 |
| 2.7K WARM | WHITE | DL122-15W-2.7K-TRS-W | 15 W | 1600 LM | NO | IP 20 |
| 3K WARM WHITE | BLACK | DL122-15W-3K-TRS-B | 15 W | 1550 LM | NO | IP 20 |
| 3K WARM WHITE | WHITE | DL122-15W-3K-TRS-W | 15 W | 1650 LM | NO | IP 20 |

Accessories



Read more on the website



ACCESSORIES

ARTICLE

HONEYCOMB

HONEYCOMB001-D32



ACCESSORIES

ARTICLE

GLASS
IP44

GLASS001-D35



ACCESSORIES

DEGREE ARTICLE


| | | |
|------|-----|----------------|
| LENS | 15° | LENS001D35-15W |
| | 24° | LENS002D35-15W |
| | 36° | LENS003D35-15W |



Accessories



Read more
on the website



ACCESSORIES

ARTICLE

HONEYCOMB

HONEYCOMB001-D41.5



ACCESSORIES

ARTICLE

GLASS
IP44

GLASS001-D45



ACCESSORIES

DEGREE ARTICLE

| | | |
|------|-----|----------------|
| LENS | 15° | LENS001D45-15W |
| | 24° | LENS002D45-15W |
| | 36° | LENS003D45-15W |



Lens

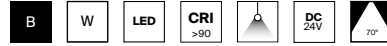
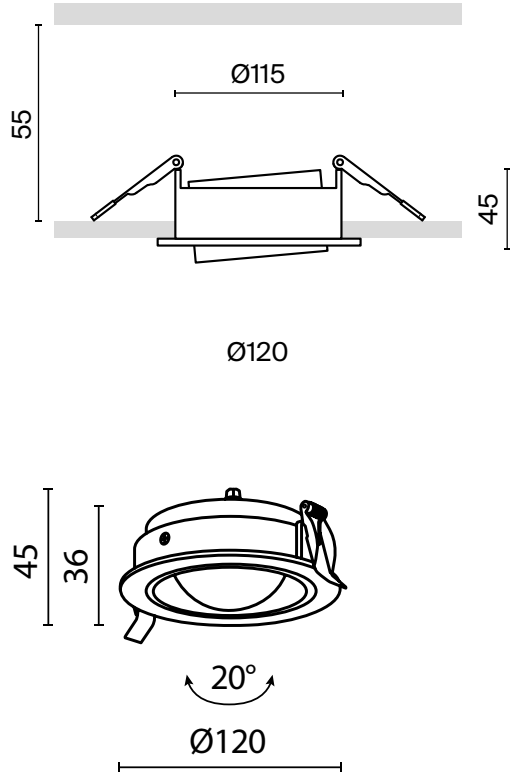
^{EN} Sleek 12 W metal downlight, 3000 K illumination through a clear lens for a clean, professional effect.

^{DE} Eleganter 12 W Metalleinbaustrahler, 3000 K Licht durch klare Linse für einen sauberen, professionellen Effekt.

^{IT} Faretto da incasso in metallo da 12 W, luce 3000 K attraverso una lente trasparente per un effetto pulito e professionale.

^{FR} Spot encastré en métal 12 W, lumière 3000 K à travers une lentille transparente pour un effet net et professionnel.

Read more on the website



LEDS BRIGELUX



| CCT | COLOR | ARTICLE | MAX W LAMPS | LIGHT FLUX | DIMMABLE | IP |
|---------------|-------|---------------|-------------|------------|----------|-------|
| 3K WARM WHITE | BLACK | DL105-12W3K-B | 12 W | 830 LM | NO | IP 44 |
| 3K WARM WHITE | WHITE | DL105-12W3K-W | 12 W | 880 LM | NO | IP 44 |
| 4K WHITE | BLACK | DL105-12W4K-B | 12 W | 760 LM | NO | IP 44 |
| 4K WHITE | WHITE | DL105-12W4K-W | 12 W | 830 LM | NO | IP 44 |



Alfa LED

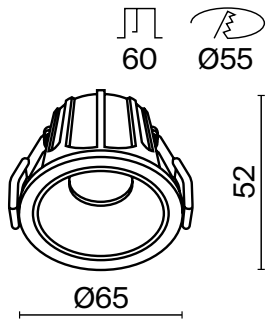
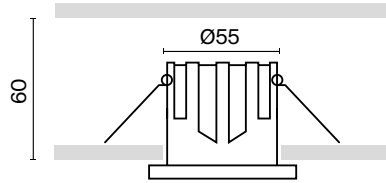
EN Metal body. In a series of models with and without dimming. LED light source.

DE Metallrahmen. In der Serie gibt es dimmbare und nicht dimmbare Modelle. LED-Lichtquelle.

IT Corpo in metallo. La serie include sia modelli con dimmer che senza. Sorgente luminosa LED.

FR Corps métallique. Dans la série du modèle avec variateur et sans. Source de lumière LED.

Read more
on the website



LEDS BRIDGELUX / *EPISTAR



COMPATIBLE WITH DRIVER

| TRIAC | DALI |
|-----------------------|-------------------------|
| PSL-TR40-150-300MA-DE | PSL-DL40-S-150-300MA-DE |
| PSL-TR40-300MA-DE | |

| CCT | COLOR | ARTICLE | MAX W LAMPS | LIGHT FLUX | DIMMABLE | IP |
|-----------|-------|----------------------------|-------------|------------|----------|-------|
| 2.7K WARM | BLACK | *DL043-01-10W2.7K-RD-WB-DE | 10 W | 500 LM | NO | IP 20 |
| 2.7K WARM | WHITE | *DL043-01-10W2.7K-RD-W-DE | 10 W | 500 LM | NO | IP 20 |
| 4K WHITE | WHITE | DL043-01-10W4K-D-RD-WB | 10 W | 500 LM | TRIAC | IP 20 |

Alfa LED

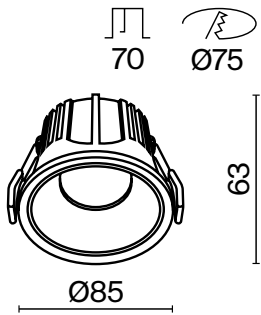
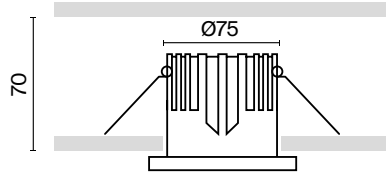
EN Metal body. In a series of models with and without dimming. LED light source.

DE Metallrahmen. In der Serie gibt es dimmbare und nicht dimmbare Modelle. LED-Lichtquelle.

IT Corpo in metallo. La serie include sia modelli con dimmer che senza. Sorgente luminosa LED.

FR Corps métallique. Dans la série du modèle avec variateur et sans. Source de lumière LED.

Read more
on the website



LEDS EPISTAR



COMPATIBLE WITH DRIVER

| TRIAC | DALI |
|-----------------------|-------------------------|
| PSL-TR40-350-500MA-DE | PSL-DL40-S-350-500MA-DE |
| PSL-TR40-300MA-DE | PSL-DL40-S-300MA-DE |

| CCT | COLOR | ARTICLE | MAX W LAMPS | LIGHT FLUX | DIMMABLE | IP |
|-----------|-------|---------------------------|-------------|------------|----------|-------|
| 2.7K WARM | BLACK | DL043-01-15W2.7K-RD-WB-DE | 15 W | 750 LM | NO | IP 20 |
| 2.7K WARM | WHITE | DL043-01-15W2.7K-RD-W-DE | 15 W | 750 LM | NO | IP 20 |

Alfa LED

EN Metal body. In a series of models with and without dimming. LED light source.

DE Metallrahmen. In der Serie gibt es dimmbare und nicht dimmbare Modelle. LED-Lichtquelle.


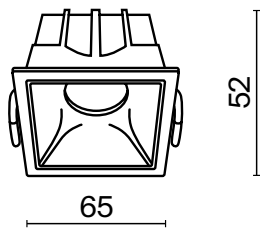
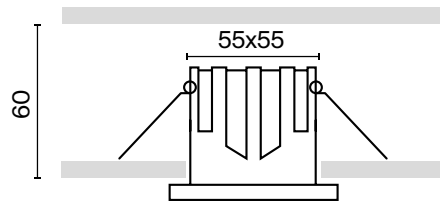
IT Corpo in metallo. La serie include sia modelli con dimmer che senza. Sorgente luminosa LED.

FR Corps métallique. Dans la série du modèle avec variateur et sans. Source de lumière LED.

Read more
on the website



LEDS EPISTAR



COMPATIBLE WITH DRIVER

| TRIAC | DALI |
|-----------------------|-------------------------|
| PSL-TR40-150-300MA-DE | PSL-DL40-S-150-300MA-DE |
| PSL-TR40-300MA-DE | PSL-DL40-S-300MA-DE |

| CCT | COLOR | ARTICLE | MAX W LAMPS | LIGHT FLUX | DIMMABLE | IP |
|----------|-------|------------------------|-------------|------------|----------|-------|
| 4K WHITE | BLACK | DL043-01-10W4K-D-SQ-WB | 10 W | 500 LM | TRIAC | IP 20 |



Alfa LED

EN Metal body. In a series of models with and without dimming. LED light source.

DE Metallrahmen. In der Serie gibt es dimmbare und nicht dimmbare Modelle. LED-Lichtquelle.


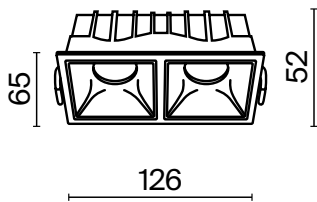
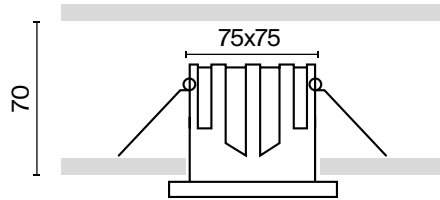
IT Corpo in metallo. La serie include sia modelli con dimmer che senza. Sorgente luminosa LED.

FR Corps métallique. Dans la série du modèle avec variateur et sans. Source de lumière LED.

Read more
on the website



LEDS BRIDGELUX



COMPATIBLE WITH DRIVER

| | |
|-----------------------|-------------------------|
| TRIAC | DALI |
| PSL-TR40-150-300MA-DE | PSL-DL40-S-150-300MA-DE |
| PSL-TR40-300MA-DE | PSL-DL40-S-300MA-DE |

| CCT | COLOR | ARTICLE | MAX W LAMPS | LIGHT FLUX | DIMMABLE | IP |
|---------------|-------|------------------------|-------------|------------|----------|-------|
| 4K WHITE | BLACK | DL043-02-10W4K-SQ-WB | 20 W | 1000 LM | NO | IP 20 |
| 3K WARM WHITE | BLACK | DL043-02-10W3K-D-SQ-WB | 20 W | 900 LM | TRIAC | IP 20 |
| 4K WHITE | WHITE | DL043-02-10W4K-D-SQ-W | 20 W | 1100 LM | TRIAC | IP 20 |


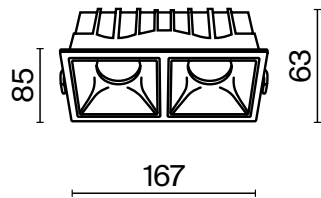
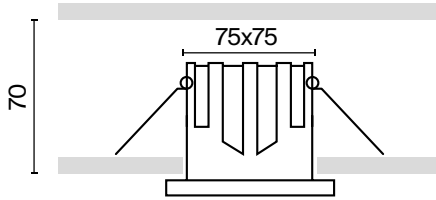
Alfa LED

EN Metal body. In a series of models with and without dimming. LED light source.
 DE Metallrahmen. In der Serie gibt es dimmbare und nicht dimmbare Modelle. LED-Lichtquelle.
 IT Corpo in metallo. La serie include sia modelli con dimmer che senza. Sorgente luminosa LED.
 FR Corps métallique. Dans la série du modèle avec variateur et sans. Source de lumière LED.

Read more
on the website



LEDS BRIDGELUX



COMPATIBLE WITH DRIVER

| | |
|-----------------------|-------------------------|
| TRIAC | DALI |
| PSL-TR40-150-300MA-DE | PSL-DL40-S-150-300MA-DE |
| PSL-TR40-300MA-DE | PSL-DL40-S-300MA-DE |

| CCT | COLOR | ARTICLE | MAX W LAMPS | LIGHT FLUX | DIMMABLE | IP |
|---------------|-------|------------------------|-------------|------------|----------|-------|
| 3K WARM WHITE | BLACK | DL043-02-15W3K-SQ-WB | 30 W | 2100 LM | NO | IP 20 |
| 3K WARM WHITE | WHITE | DL043-02-15W3K-SQ-W | 30 W | 2250 LM | NO | IP 20 |
| 4K WHITE | WHITE | DL043-02-15W4K-SQ-W | 30 W | 2500 LM | NO | IP 20 |
| 3K WARM WHITE | BLACK | DL043-02-15W3K-D-SQ-WB | 30 W | 2100 LM | TRIAC | IP 20 |

Atom

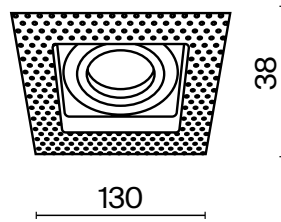
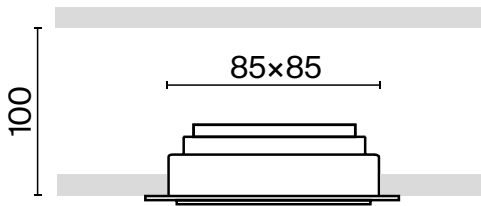
EN Aluminum case. Swivel mechanism for adjusting the light flux. Light source – GU10 lamp (not included).

DE Rahmen aus Aluminium. Schwenkvorrichtung zur Einstellung des Lichtstroms. Lichtquelle: Ein Leuchtmittel mit einer Fassung GU10 (nicht im Lieferumfang enthalten).


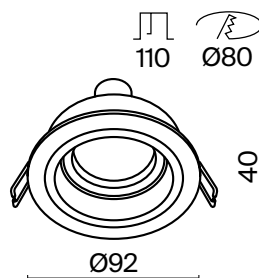
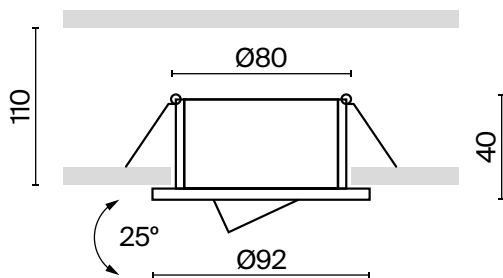
IT Corpo in alluminio. Meccanismo girevole per la regolazione del flusso luminoso. Sorgente luminosa – Lampadina GU10 (non inclusa).

FR Corps en aluminium. Mécanisme pivotant pour le réglage du flux lumineux. Source de lumière: ampoule GU10 (non comprise dans le lot).

Read more on the website



| LIGHT SOURCE | COLOR | ARTICLE | MAX W LAMPS | IP |
|--------------|-------|------------|-------------|-------|
| 1 x GU10 | WHITE | DL003-01-W | 10 W | IP 20 |



| | | | | |
|----------|-------|-------------|------|-------|
| 1 x GU10 | BLACK | DL025-2-01B | 10 W | IP 20 |
| 1 x GU10 | WHITE | DL025-2-01W | 10 W | IP 20 |



Atom

EN Aluminum case. Swivel mechanism for adjusting the light flux. Light source – GU10 lamp (not included).


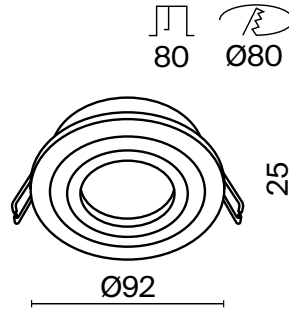
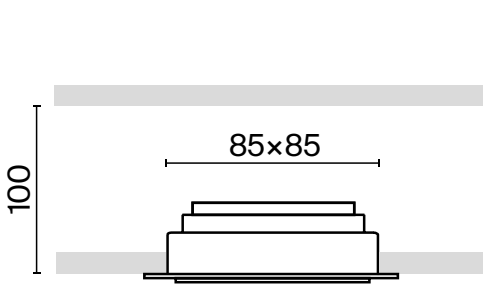
DE Rahmen aus Aluminium. Schwenkvorrichtung zur Einstellung des Lichtstroms. Lichtquelle: Ein Leuchtmittel mit einer Fassung GU10 (nicht im Lieferumfang enthalten).

IT Corpo in alluminio. Meccanismo girevole per la regolazione del flusso luminoso.

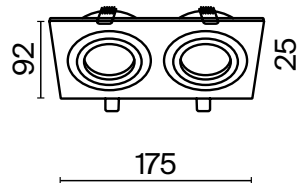
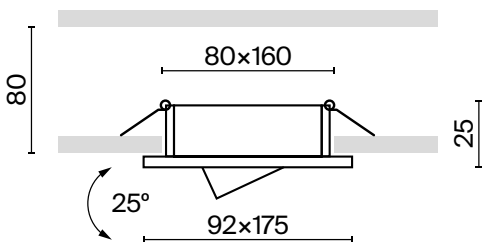
Sorgente luminosa – Lampadina GU10 (non inclusa).

FR Corps en aluminium. Mécanisme pivotant pour le réglage du flux lumineux. Source de lumière: ampoule GU10 (non comprise dans le lot).

Read more on the website




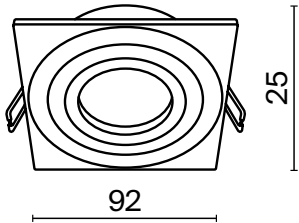
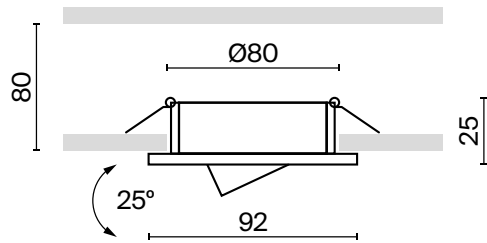
| LIGHT SOURCE | COLOR | ARTICLE | MAX W LAMPS | IP |
|--------------|---------|-------------|-------------|-------|
| 1 x GU10 | ■ BLACK | DL023-2-01B | 10 W | IP 20 |
| 1 x GU10 | □ WHITE | DL023-2-01W | 10 W | IP 20 |



| | | | | |
|----------|---------|-------------|------|-------|
| 2 x GU10 | ■ BLACK | DL024-2-02B | 10 W | IP 20 |
| 2 x GU10 | □ WHITE | DL024-2-02W | 10 W | IP 20 |

Atom

Read more
on the website



^{EN} Aluminum case. Swivel mechanism for adjusting the light flux. Light source – GU10 lamp (not included).

^{DE} Rahmen aus Aluminium. Schwenkvorrichtung zur Einstellung des Lichtstroms. Lichtquelle: Ein Leuchtmittel mit einer Fassung GU10 (nicht im Lieferumfang enthalten).

^{IT} Corpo in alluminio. Meccanismo girevole per la regolazione del flusso luminoso.

Sorgente luminosa – Lampadina GU10 (non inclusa).

^{FR} Corps en aluminium. Mécanisme pivotant pour le réglage du flux lumineux. Source de lumière: ampoule GU10 (non comprise dans le lot).

| LIGHT SOURCE | COLOR | ARTICLE | MAX W LAMPS | IP |
|--------------|---------|-------------|-------------|-------|
| 1 x GU10 | ■ BLACK | DL024-2-01B | 10 W | IP 20 |
| 1 x GU10 | □ WHITE | DL024-2-01W | 10 W | IP 20 |

Dot

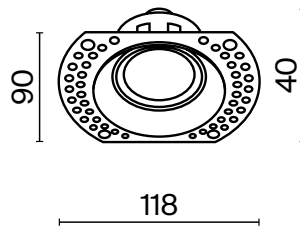
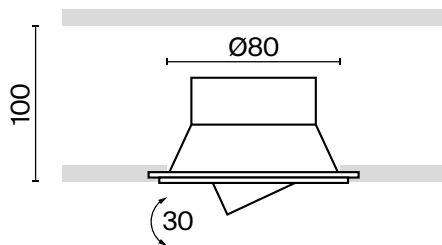
^{EN} Aluminum case. Swivel mechanism for adjusting the light flux. Light source – GU10 lamp (not included).

^{DE} Rahmen aus Aluminium. Schwenkvorrichtung zur Einstellung des Lichtstroms. Lichtquelle: Ein Leuchtmittel mit einer Fassung GU10 (nicht im Lieferumfang enthalten).

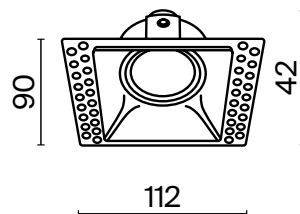
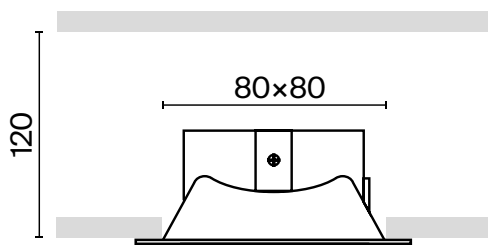
^{IT} Corpo in alluminio. Meccanismo girevole per la regolazione del flusso luminoso. Sorgente luminosa – Lampadina GU10 (non inclusa).

^{FR} Corps en aluminium. Mécanisme pivotant pour le réglage du flux lumineux. Source de lumière: ampoule GU10 (non comprise dans le lot).

Read more on the website



| LIGHT SOURCE | COLOR | ARTICLE | MAX W LAMPS | IP |
|--------------|---------|---------------|-------------|-------|
| 1 x GU10 | ■ BLACK | DL042-01-RD-B | 10 W | IP 20 |
| 1 x GU10 | □ WHITE | DL042-01-RD-W | 10 W | IP 20 |



| | | | | |
|----------|---------|---------------|------|-------|
| 1 x GU10 | ■ BLACK | DL042-01-SQ-B | 10 W | IP 20 |
| 1 x GU10 | □ WHITE | DL042-01-SQ-W | 10 W | IP 20 |

Dot

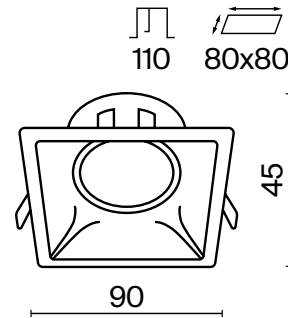
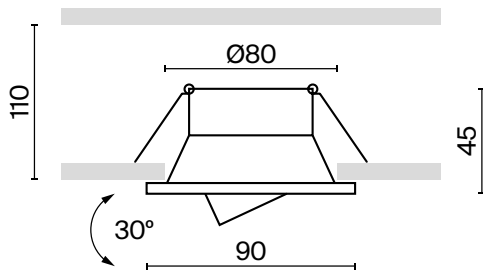
EN Aluminum case. Swivel mechanism for adjusting the light flux. Light source – GU10 lamp (not included).

DE Rahmen aus Aluminium. Schwenkvorrichtung zur Einstellung des Lichtstroms. Lichtquelle: Ein Leuchtmittel mit einer Fassung GU10 (nicht im Lieferumfang enthalten).


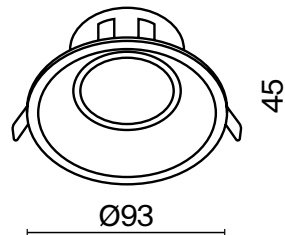
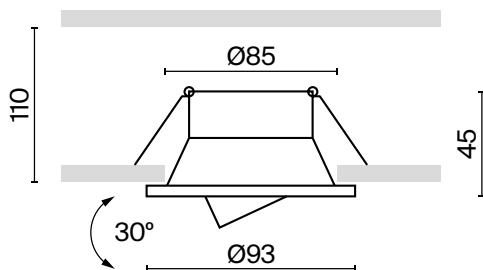
IT Corpo in alluminio. Meccanismo girevole per la regolazione del flusso luminoso. Sorgente luminosa – Lampadina GU10 (non inclusa).

FR Corps en aluminium. Mécanisme pivotant pour le réglage du flux lumineux. Source de lumière: ampoule GU10 (non comprise dans le lot).

Read more on the website



| LIGHT SOURCE | COLOR | ARTICLE | MAX W LAMPS | IP |
|--------------|---------|-------------|-------------|-------|
| 1 x GU10 | ■ BLACK | DL029-2-01B | 10 W | IP 20 |
| 1 x GU10 | □ WHITE | DL029-2-01W | 10 W | IP 20 |



| | | | | |
|----------|---------|-------------|------|-------|
| 1 x GU10 | ■ BLACK | DL028-2-01B | 10 W | IP 20 |
| 1 x GU10 | □ WHITE | DL028-2-01W | 10 W | IP 20 |

Dot

Read more
on the website

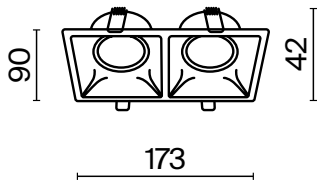
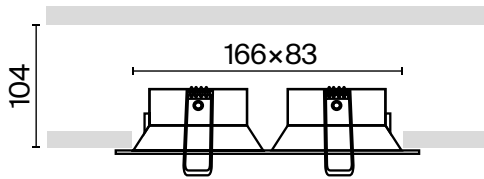


^{EN} Aluminum case. Swivel mechanism for adjusting the light flux. Light source – GU10 lamp (not included).

^{DE} Rahmen aus Aluminium. Schwenkvorrichtung zur Einstellung des Lichtstroms. Lichtquelle: Ein Leuchtmittel mit einer Fassung GU10 (nicht im Lieferumfang enthalten).

^{IT} Corpo in alluminio. Meccanismo girevole per la regolazione del flusso luminoso. Sorgente luminosa – Lampadina GU10 (non inclusa).

^{FR} Corps en aluminium. Mécanisme pivotant pour le réglage du flux lumineux. Source de lumière: ampoule GU10 (non comprise dans le lot).



| LIGHT SOURCE | COLOR | ARTICLE | MAX W LAMPS | IP |
|--------------|---------|-------------|-------------|-------|
| 💡 2 x GU10 | ■ BLACK | DL029-2-02B | 10 W | IP 20 |
| 💡 2 x GU10 | □ WHITE | DL029-2-02W | 10 W | IP 20 |



Hidden

Read more on the website




^{EN} This minimalistic recessed LED luminaire will perfectly fit both into the modern interior of apartments, country houses and commercial premises. The luminaire has a retractable rotary mechanism.

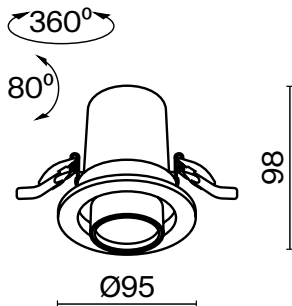
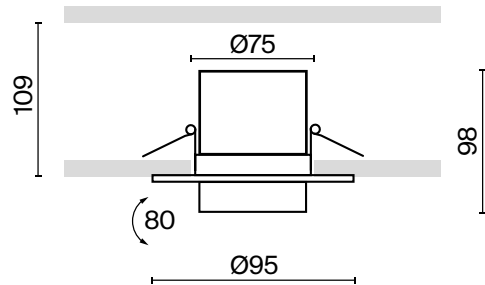
^{DE} Die minimalistische LED-Einbauleuchte passt perfekt sowohl in moderne Innenräume von Wohnungen und Landhäusern als auch in die Innenräume von gewerblichen Räumen. Die Leuchte verfügt über einen drehbaren Schwenkvorrichtung.

^{IT} La lampada da incasso a LED minimalista si adatta perfettamente agli interni moderni di appartamenti e case di campagna, nonché agli interni di locali commerciali. La lampada ha un meccanismo girevole retrattile.

^{FR} Le luminaire LED encastrable minimaliste s'inscrit parfaitement à l'intérieur moderne des appartements et des maisons de campagne, ainsi qu'à celui des locaux commerciaux. Le luminaire a un mécanisme rotatif télescopique.



LEDS BRIDGELUX



COMPATIBLE WITH DRIVER

TRIAC

DALI

PSL-TR40-150-300MA-DE

PSL-DL40-S-150-300MA-DE

PSL-TR40-300MA-DE

PSL-DL40-S-300mA-DE

| CCT | COLOR | ARTICLE | MAX W LAMPS | LIGHT FLUX | DIMMABLE | IP |
|---------------|-------|------------------|-------------|------------|----------|-------|
| 3K WARM WHITE | BLACK | DL095-01-10W3K-B | 10 W | 760 LM | NO | IP 20 |
| 3K WARM WHITE | WHITE | DL095-01-10W3K-W | 10 W | 780 LM | NO | IP 20 |

Hidden

Read more on the website



^{EN} This minimalistic recessed LED luminaire will perfectly fit both into the modern interior of apartments, country houses and commercial premises. The luminaire has a retractable rotary mechanism.

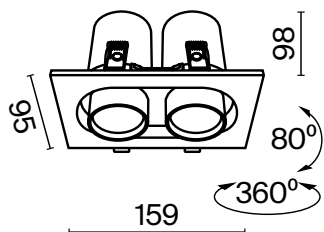
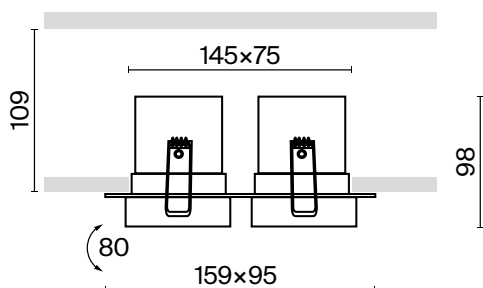
^{DE} Die minimalistische LED-Einbauleuchte passt perfekt sowohl in moderne Innenräume von Wohnungen und Landhäusern als auch in die Innenräume von gewerblichen Räumen. Die Leuchte verfügt über einen drehbaren Schwenkvorrichtung.

^{IT} La lampada da incasso a LED minimalista si adatta perfettamente agli interni moderni di appartamenti e case di campagna, nonché agli interni di locali commerciali. La lampada ha un meccanismo girevole retrattile.

^{FR} Le luminaire LED encastrable minimaliste s'inscrit parfaitement à l'intérieur moderne des appartements et des maisons de campagne, ainsi qu'à celui des locaux commerciaux. Le luminaire a un mécanisme rotatif télescopique.



LEDS BRIDGELUX



COMPATIBLE WITH DRIVER

TRIAC

DALI

PSL-TR40-150-300MA-DE

PSL-DL40-S-150-300MA-DE

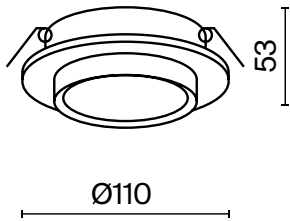
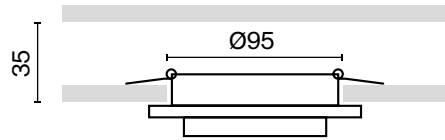
PSL-TR40-300MA-DE

PSL-DL40-S-300mA-DE

| CCT | COLOR | ARTICLE | MAX W LAMPS | LIGHT FLUX | DIMMABLE | IP |
|---------------|-------|------------------|-------------|------------|----------|-------|
| 3K WARM WHITE | BLACK | DL095-02-10W3K-B | 20 W | 1400 LM | NO | IP 20 |
| 3K WARM WHITE | WHITE | DL095-02-10W3K-W | 20 W | 1450 LM | NO | IP 20 |

Hoop

Read more
on the website



^{EN} The Hoop family encompasses an array of ceiling lamps and downlights, available in a diverse palette of color combinations.

^{DE} Die Hoop-Familie besteht aus Decken- und Einbauleuchten in einer Vielzahl von Farbkombinationen.

^{IT} La famiglia Hoop è rappresentata da lampade da soffitto e da incasso con una varietà di combinazioni dei colori.

^{FR} La famille Hoop est représentée par des plafonniers et des luminaires encastrables avec une variété de combinaisons de couleurs.

| LIGHT SOURCE | COLOR | ARTICLE | MAX W LAMPS | IP |
|--------------|----------------------|------------------|-------------|-------|
| 1 x GX53 | ■ BLACK | DL086-GX53-RD-B | 12 W | IP 20 |
| 1 x GX53 | □ WHITE | DL086-GX53-RD-W | 12 W | IP 20 |
| 1 x GX53 | ■ BLACK / MATTE GOLD | DL086-GX53-RD-BG | 12 W | IP 20 |

Hoop

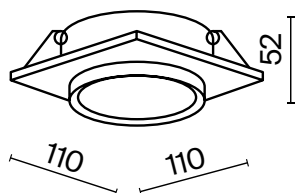
^{EN} The Hoop family encompasses an array of ceiling lamps and downlights, available in a diverse palette of color combinations.

^{DE} Die Hoop-Familie besteht aus Decken- und Einbauleuchten in einer Vielzahl von Farbkombinationen.

^{IT} La famiglia Hoop è rappresentata da lampade da soffitto e da incasso con una varietà di combinazioni dei colori.

^{FR} La famille Hoop est représentée par des plafonniers et des luminaires encastrables avec une variété de combinaisons de couleurs.

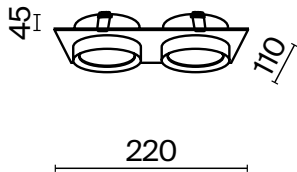
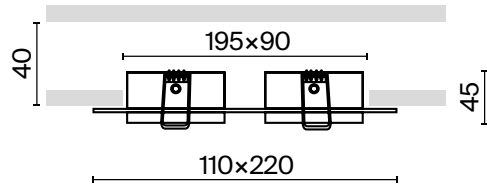
Read more
on the website



| LIGHT SOURCE | COLOR | ARTICLE | MAX W LAMPS | IP |
|--------------|----------------------|------------------|-------------|-------|
| 1 x GX53 | ■ BLACK | DL086-GX53-SQ-B | 12 W | IP 20 |
| 1 x GX53 | □ WHITE | DL086-GX53-SQ-W | 12 W | IP 20 |
| 1 x GX53 | ■ BLACK / MATTE GOLD | DL086-GX53-SQ-BG | 12 W | IP 20 |

Hoop

Read more
on the website



^{EN} The Hoop family encompasses an array of ceiling lamps and downlights, available in a diverse palette of color combinations.

^{DE} Die Hoop-Familie besteht aus Decken- und Einbauleuchten in einer Vielzahl von Farbkombinationen.


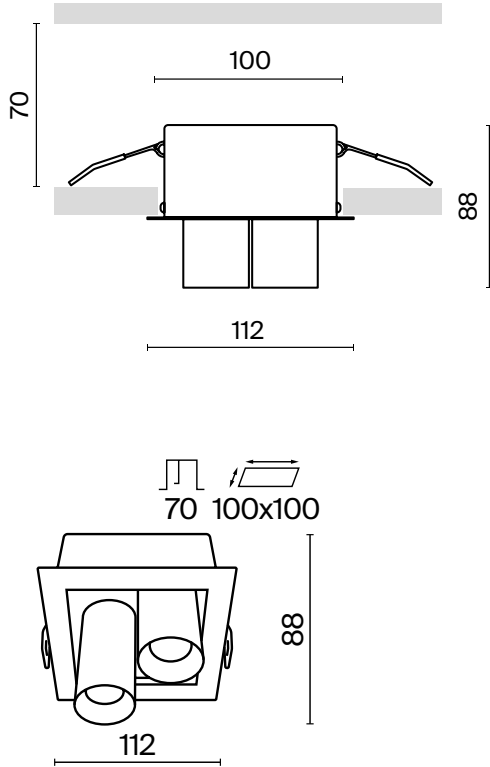
^{IT} La famiglia Hoop è rappresentata da lampade da soffitto e da incasso con una varietà di combinazioni dei colori.

^{FR} La famille Hoop est représentée par des plafonniers et des luminaires encastrables avec une variété de combinaisons de couleurs.


| LIGHT SOURCE | COLOR | ARTICLE | MAX W LAMPS | IP |
|--------------|----------------------|---------------------|-------------|-------|
| 1 x GX53 | ■ BLACK | DL086-02-GX53-SQ-B | 12 W | IP 20 |
| 1 x GX53 | □ WHITE | DL086-02-GX53-SQ-W | 12 W | IP 20 |
| 1 x GX53 | ■ BLACK / MATTE GOLD | DL086-02-GX53-SQ-BG | 12 W | IP 20 |

Magnum

Read more
on the website



LEDS EPISTAR

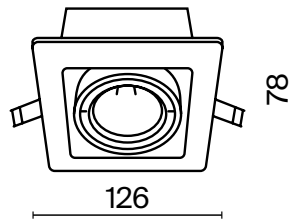
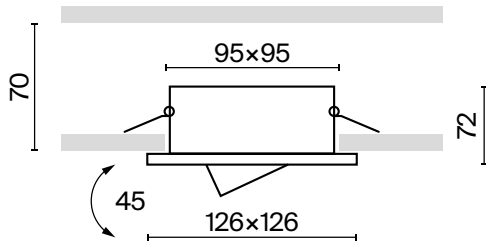


| CCT | COLOR | ARTICLE | MAX W LAMPS | LIGHT FLUX | DIMMABLE | IP |
|---------------|-------|-----------------|-------------|------------|----------|-------|
| 3K WARM WHITE | BLACK | DL094-02-7W3K-B | 14 W | 1000 LM | NO | IP 20 |
| 3K WARM WHITE | WHITE | DL094-02-7W3K-W | 14 W | 1250 LM | NO | IP 20 |

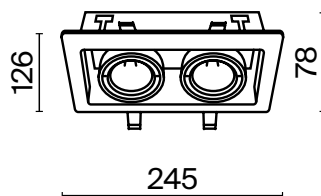
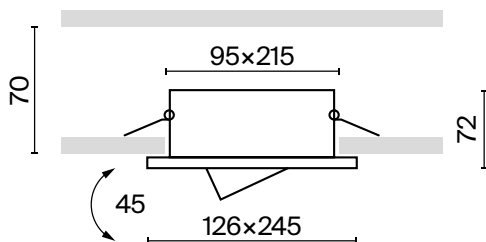
Metal Modern

EN Metal body. Swivel mechanism to adjust the light direction. The light source is a lamp with a GU10 base (not included).
 DE Metallrahmen. Schwenkvorrichtung zur Einstellung des Lichtstroms. Lichtquelle: ein Leuchtmittel mit GU10-Fassung (nicht im Lieferumfang enthalten).
 IT Corpo in metallo. Meccanismo girevole per regolare la direzione della luce. La sorgente luminosa è una lampadina con attacco GU10 (non inclusa).
 FR Corps métallique. Mécanisme pivotant pour le réglage de l'orientation de la lumière. Source de lumière : ampoule à culot GU10 (non comprise dans le lot).

Read more on the website



| LIGHT SOURCE | COLOR | ARTICLE | MAX W LAMPS | IP |
|--------------|-------|--------------|-------------|-------|
| 1 x GU10 | BLACK | DL008-2-01-B | 10 W | IP 20 |
| 1 x GU10 | WHITE | DL008-2-01-W | 10 W | IP 20 |

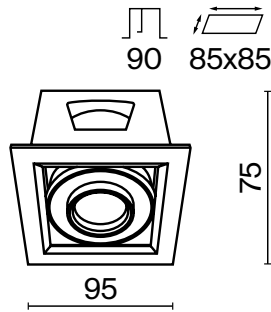
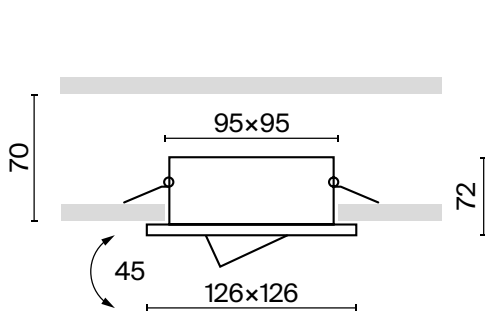



| | | | | |
|----------|-------|--------------|------|-------|
| 2 x GU10 | BLACK | DL008-2-02-B | 10 W | IP 20 |
| 2 x GU10 | WHITE | DL008-2-02-W | 10 W | IP 20 |

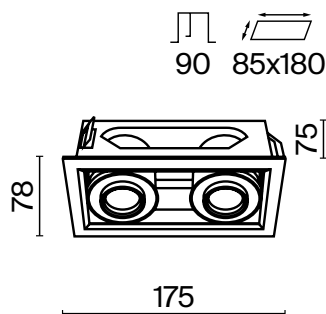
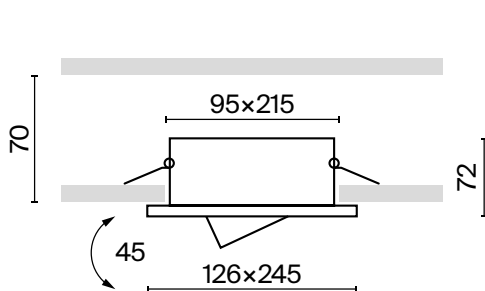
Metal Modern

EN Metal body. Swivel mechanism to adjust the light direction. The light source is a lamp with a GU10 base (not included).
 DE Metallrahmen. Schwenkvorrichtung zur Einstellung des Lichtstroms. Lichtquelle: ein Leuchtmittel mit GU10-Fassung (nicht im Lieferumfang enthalten).
 IT Corpo in metallo. Meccanismo girevole per regolare la direzione della luce. La sorgente luminosa è una lampadina con attacco GU10 (non inclusa).
 FR Corps métallique. Mécanisme pivotant pour le réglage de l'orientation de la lumière. Source de lumière : ampoule à culot GU10 (non comprise dans le lot).

Read more on the website



| CCT | COLOR | ARTICLE | MAX W LAMPS | LIGHT FLUX | DIMMABLE | IP |
|---------------|-------|------------------|-------------|------------|----------|-------|
| 3K WARM WHITE | BLACK | DL093-01-10W3K-B | 10 W | 650 LM | NO | IP 20 |
| 3K WARM WHITE | WHITE | DL093-01-10W3K-W | 10 W | 750 LM | NO | IP 20 |



| | | | | | | |
|---------------|-------|------------------|------|---------|----|-------|
| 3K WARM WHITE | BLACK | DL093-02-10W3K-B | 20 W | 1300 LM | NO | IP 20 |
| 3K WARM WHITE | WHITE | DL093-02-10W3K-W | 20 W | 1450 LM | NO | IP 20 |

Minor

Read more on the website



^{EN} Minor is a recessed luminaire with small dimensions, which will be perfect for home spaces or small offices. A deeply recessed light source protects the sight from glare.

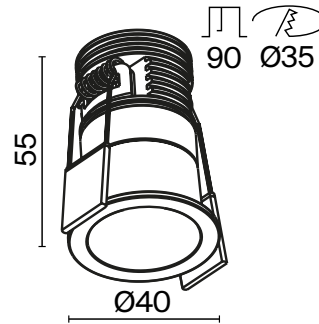
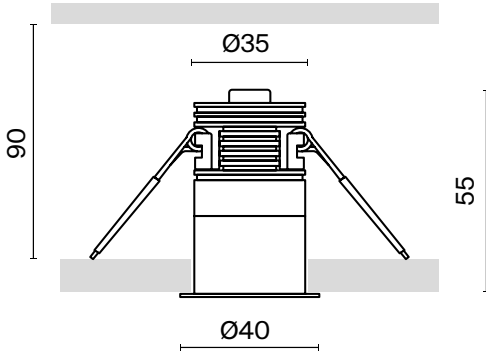
^{DE} Minor ist eine kleine Einbauleuchte, die sich ideal für Wohnräume oder kleine Büros eignet. Die tief versenkte Lichtquelle schützt Ihre Augen vor Blendung.

^{IT} Minor è una lampada da incasso di piccole dimensioni ideale per spazi domestici o piccoli uffici. La sorgente luminosa profondamente incassata protegge gli occhi dagli abbagliamenti luminosi.

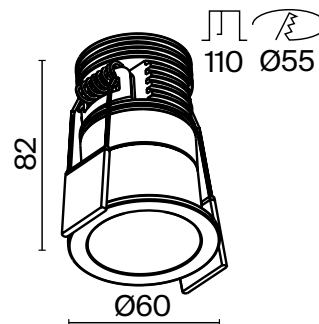
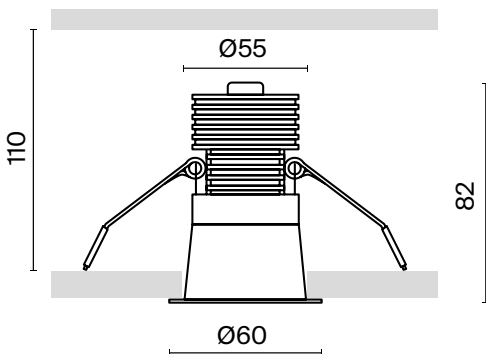
^{FR} Minor est un petit luminaire encastré qui convient parfaitement aux intérieurs ou les petits bureaux. La source de lumière profondément encastrée protège les yeux des éblouissements.



LEDS EPISTAR



| CCT | COLOR | ARTICLE | MAX W LAMPS | LIGHT FLUX | DIMMABLE | IP |
|---------------|---------------|---------------|-------------|------------|----------|-------|
| 3K WARM WHITE | BLACK / WHITE | DL089-5W3K-BW | 5 W | 230 LM | NO | IP 20 |



| | | | | | | |
|---------------|---------------|---------------|-----|--------|----|-------|
| 3K WARM WHITE | BLACK / WHITE | DL089-9W3K-BW | 9 W | 700 LM | NO | IP 20 |
|---------------|---------------|---------------|-----|--------|----|-------|



Okno

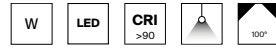
EN White metal body. Round or square shape.

DE Weißes Metallrahmen. Runde oder quadratische Form.

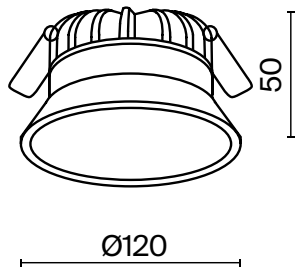
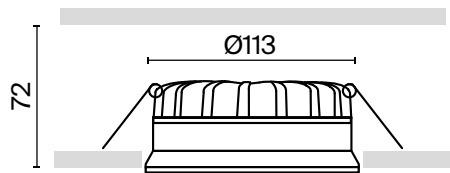
IT Corpo e' in metallo bianco. Forma e' rotonda oppure quadrata.

FR Boîtier en métal blanc. Forme ronde ou carrée.

Read more
on the website



LEDS EPISTAR



COMPATIBLE WITH DRIVER

TRIAC

DALI

PSL-TR40-150-300MA-DE

PSL-DL40-S-150-300MA-DE

| CCT | COLOR | ARTICLE | MAX W LAMPS | LIGHT FLUX | DIMMABLE | IP |
|------------------------------------|-------|-------------------|-------------|---------------------|----------|-------|
| 3-4-6K ADJUSTABLE WITH A SWITCH | WHITE | DL055-12W3-4-6K-W | 12 W | 770, 890, 860 LM | NO | IP 44 |



Okno

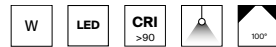
EN White metal body. Round or square shape.

DE Weißes Metallrahmen. Runde oder quadratische Form.

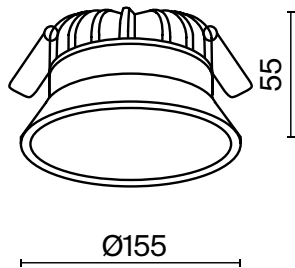
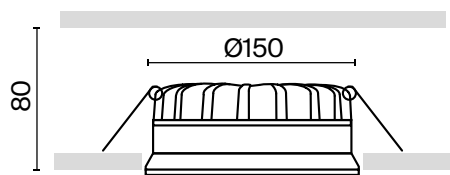
IT Corpo e' in metallo bianco. Forma e' rotonda oppure quadrata.

FR Boîtier en métal blanc. Forme ronde ou carrée.

Read more
on the website



LEDS EPISTAR



COMPATIBLE WITH DRIVER

TRIAC

PSL-TR40-150-300MA-DE

| CCT | COLOR | ARTICLE | MAX W LAMPS | LIGHT FLUX | DIMMABLE | IP |
|--------|--------------------------|-------------------|-------------|---------------------|----------|-------|
| 4K | WHITE | DL055-18W4K-W | 18 W | 1400 LM | NO | IP 44 |
| 3-4-6K | ADJUSTABLE WITH A SWITCH | DL055-18W3-4-6K-W | 18 W | 1190, 1370, 1250 LM | NO | IP 44 |

Okno

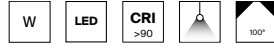
^{EN} White metal body. Round or square shape.

^{DE} Weißes Metallrahmen. Runde oder quadratische Form.

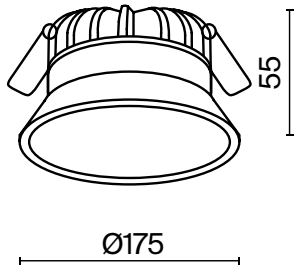
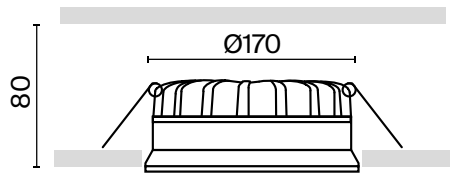
^{IT} Corpo e' in metallo bianco. Forma e' rotonda oppure quadrata.

^{FR} Boîtier en métal blanc. Forme ronde ou carrée.

Read more
on the website



LEDS EPISTAR



| CCT | COLOR | ARTICLE | MAX W LAMPS | LIGHT FLUX | DIMMABLE | IP |
|--|--------------------------------|-------------------|-------------|---------------------|----------|-------|
| 3K WARM WHITE | <input type="checkbox"/> WHITE | DL055-24W3K-W | 24 W | 1800 LM | NO | IP 44 |
| 3-4-6K ADJUSTABLE WITH A SWITCH | <input type="checkbox"/> WHITE | DL055-24W3-4-6K-W | 24 W | 1630, 1840, 1730 LM | NO | IP 44 |

Okno

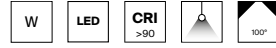
EN White metal body. Round or square shape.

DE Weißes Metallrahmen. Runde oder quadratische Form.


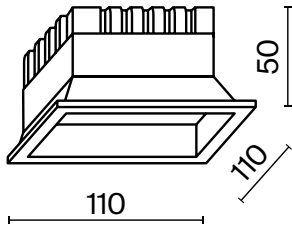
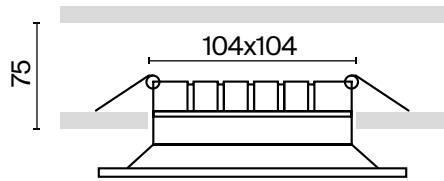
IT Corpo e' in metallo bianco. Forma e' rotonda oppure quadrata.

FR Boîtier en métal blanc. Forme ronde ou carrée.

Read more
on the website



LEDS EPISTAR



COMPATIBLE WITH DRIVER

TRIAC

DALI

PSL-TR40-150-300MA-DE

PSL-DL40-S-150-300MA-DE

| CCT | COLOR | ARTICLE | MAX W LAMPS | LIGHT FLUX | DIMMABLE | IP | |
|--------|--------------------------|---------|-------------------|------------|------------------|----|-------|
| 3-4-6K | ADJUSTABLE WITH A SWITCH | WHITE | DL056-12W3-4-6K-W | 12 W | 780, 820, 800 LM | NO | IP 44 |

Okno

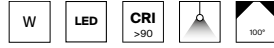
EN White metal body. Round or square shape.

DE Weißes Metallrahmen. Runde oder quadratische Form.

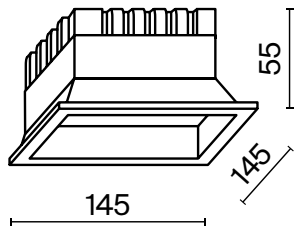
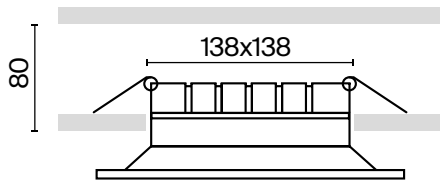
IT Corpo e' in metallo bianco. Forma e' rotonda oppure quadrata.

FR Boîtier en métal blanc. Forme ronde ou carrée.

Read more
on the website



LEDS EPISTAR



COMPATIBLE WITH DRIVER

TRIAC

PSL-TR40-350-500MA-DE

| CCT | COLOR | ARTICLE | MAX W LAMPS | LIGHT FLUX | DIMMABLE | IP | |
|--------|--------------------------|---------|-------------------|------------|---------------------|----|-------|
| 3-4-6K | ADJUSTABLE WITH A SWITCH | WHITE | DLO56-18W3-4-6K-W | 18 W | 1180, 1420, 1380 LM | NO | IP 44 |

Okno

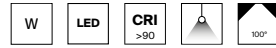
EN White metal body. Round or square shape.

DE Weißes Metallrahmen. Runde oder quadratische Form.

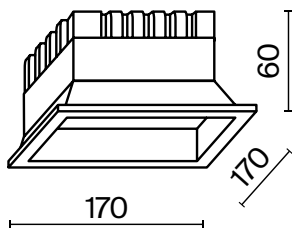
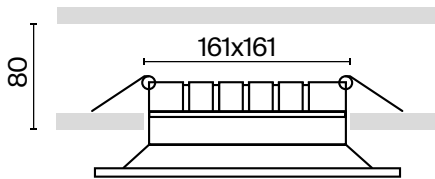
IT Corpo e' in metallo bianco. Forma e' rotonda oppure quadrata.

FR Boîtier en métal blanc. Forme ronde ou carrée.

Read more
on the website



LEDS EPISTAR

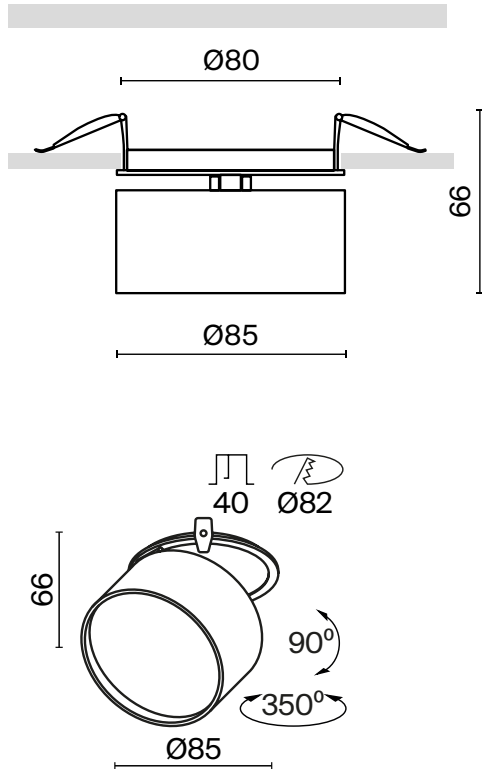


| CCT | COLOR | ARTICLE | MAX W LAMPS | LIGHT FLUX | DIMMABLE | IP |
|------------------------------------|-------|-------------------|-------------|---------------------|----------|-------|
| 3-4-6K ADJUSTABLE WITH A SWITCH | WHITE | DLO56-24W3-4-6K-W | 24 W | 1470, 1730, 1700 LM | NO | IP 44 |



Onda

Read more on the website



LEDS BRIDGELUX



COMPATIBLE WITH DRIVER

| TRIAC | DALI |
|-----------------------|-------------------------|
| PSL-TR40-150-300MA-DE | PSL-DL40-S-150-300MA-DE |

| CCT | COLOR | ARTICLE | MAX W LAMPS | LIGHT FLUX | DIMMABLE | IP |
|------------------|--------------------|-------------------|-------------|------------|----------|-------|
| 22-4K ADJUSTABLE | BLACK | DL024-12W-DTW-B | 12 W | 640 LM | TRIAC | IP 20 |
| 22-4K ADJUSTABLE | WHITE | DL024-12W-DTW-W | 12 W | 800 LM | TRIAC | IP 20 |
| 22-4K ADJUSTABLE | BLACK / MATTE GOLD | DL024-12W-DTW-BMG | 12 W | 620 LM | TRIAC | IP 20 |

^{EN} Housing material: Metal. Wide scattering angle. 12W models are compatible with DALI and Triac drivers for color temperature adjustment and dimming.

^{DE} Metallgehäuse. Breiter Abstrahlwinkel. Die 12W-Modelle sind mit DALI- und Triac-Treibern zur Einstellung der Farbtemperatur und zum Dimmen kompatibel.

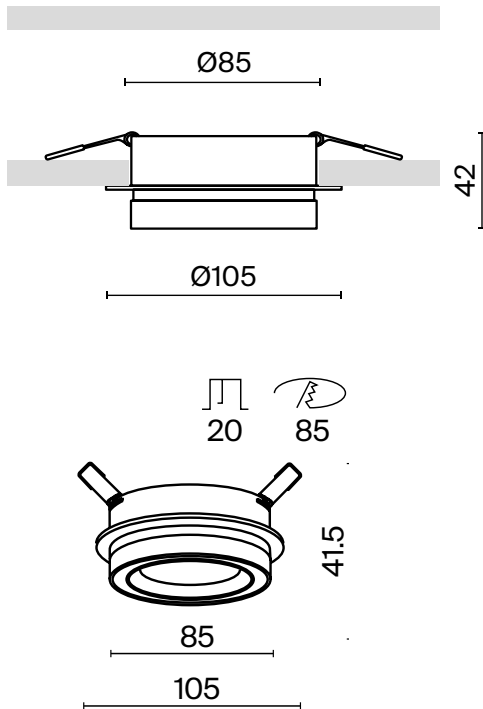
^{IT} Corpo in metallo. Ampio angolo di dispersione.

I modelli da 12 W sono compatibili con driver DALI e Triac per la variazione della temperatura colore e la dimmerazione.

^{FR} Boîtier en métal. Grand angle de diffusion. Les modèles 12W sont compatibles avec les pilotes DALI et Triac pour le réglage de la température de couleur et de la gradation.

Orlo

Read more
on the website



| LIGHT SOURCE | COLOR | ARTICLE | MAX W LAMPS | IP |
|--------------|---------|-----------------|-------------|-------|
| 1 x GX53 | ■ BLACK | DL087-GX53-RD-B | 12 W | IP 20 |
| 1 x GX53 | □ WHITE | DL087-GX53-RD-W | 12 W | IP 20 |

^{EN} Orlo is a recessed luminaire with small dimensions providing a modern solution for indoor use. An interesting design with an acrylic rim on the lamp bulb.
^{DE} Orlo ist eine kleine Einbauleuchte, die eine moderne Lösung für den Innenbereich darstellt. Interessantes Design dank des Acrylrandes der Röhrenlampe.
^{IT} Orlo è una lampada da incasso di piccole dimensioni che rappresenta una soluzione moderna per l'uso interno. Il design interessante grazie al bordo acrilico della lampadina.
^{FR} Orlo est un luminaire encastrable de petite taille représentant une solution moderne pour une utilisation intérieure. Design intéressant grâce à la jante acrylique de l'ampoule de la lampe.

Phanton

EN Metal body. Wide beam angle is 120°. LED light source.

DE Metallrahmen. Breiter Lichtstreuwinkel 120°. LED-Lichtquelle.

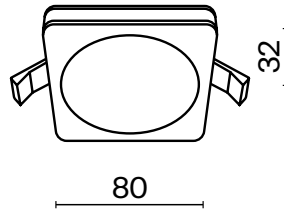
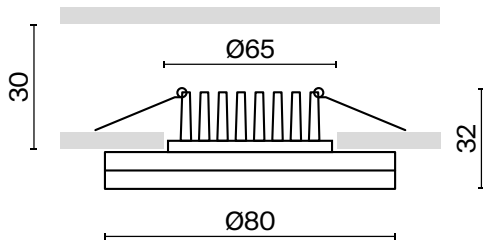
IT Corpo in metallo. Ampio angolo di diffusione 120°. Sorgente luminosa LED.

FR Corps en métal. Grand angle de diffusion : 120°. Source de lumière LED.

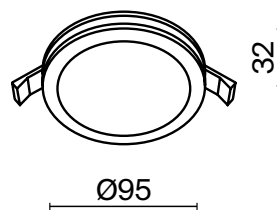
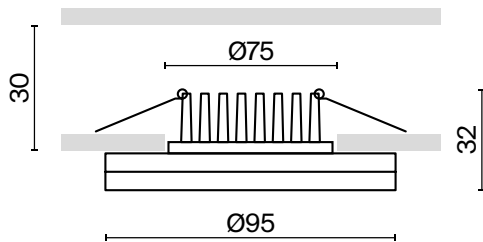
Read more
on the website



LEDS SANAN



| CCT | COLOR | ARTICLE | MAX W LAMPS | LIGHT FLUX | DIMMABLE | IP |
|---------------|-------|-----------|-------------|------------|----------|-------|
| 3K WARM WHITE | WHITE | DL303-L7W | 7 W | 450 LM | NO | IP 20 |



| | | | | | | |
|---------------|-------|-------------|------|--------|----|-------|
| 3K WARM WHITE | BLACK | DL303-L12B | 12 W | 750 LM | NO | IP 20 |
| 3K WARM WHITE | WHITE | DL2001-L12W | 12 W | 750 LM | NO | IP 20 |



Reif

Read more
on the website

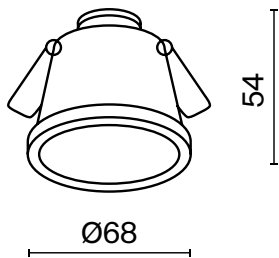
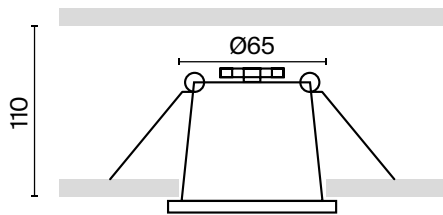


^{EN} Metal body. Two types of models: with and without a fully integrated body. The light source is a lamp with a GU10 base (not included).

^{DE} Metallrahmen. Es gibt zwei Arten von Modellen: Mit voll integriertem und mit nicht integriertem Rahmen. Lichtquelle: Ein Leuchtmittel mit einer Fassung GU10 (nicht im Lieferumfang enthalten).

^{IT} Corpo in metallo. Due tipi di modelli: con corpo completamente integrato e non. Sorgente luminosa - lampadina con attacco GU10 (non inclusa).

^{FR} Corps métallique. Deux types de modèles: avec un corps entièrement encastré ou non. Source de lumière: ampoule à culot GU10 (non comprise dans le lot).



| LIGHT SOURCE | COLOR | ARTICLE | MAX W LAMPS | IP |
|--------------|----------------|------------|-------------|-------|
| 1 x GU10 | ■ BLACK | DL049-01B | 10 W | IP 20 |
| 1 x GU10 | □ WHITE | DL049-01W | 10 W | IP 20 |
| 1 x GU10 | ■ GOLD / BLACK | DL049-01GB | 10 W | IP 20 |
| 1 x GU10 | ■ GOLD / WHITE | DL049-01WG | 10 W | IP 20 |

Reif

Read more
on the website

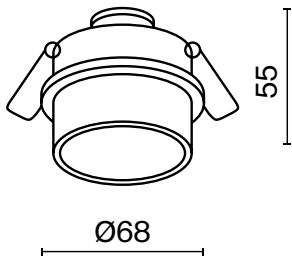
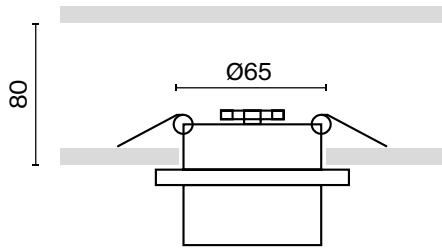


^{EN} Metal body. Two types of models: with and without a fully integrated body. The light source is a lamp with a GU10 base (not included).

^{DE} Metallrahmen. Es gibt zwei Arten von Modellen: Mit voll integriertem und mit nicht integriertem Rahmen. Lichtquelle: Ein Leuchtmittel mit einer Fassung GU10 (nicht im Lieferumfang enthalten).

^{IT} Corpo in metallo. Due tipi di modelli: con corpo completamente integrato e non. Sorgente luminosa - lampadina con attacco GU10 (non inclusa).

^{FR} Corps métallique. Deux types de modèles: avec un corps entièrement encastré ou non. Source de lumière: ampoule à culot GU10 (non comprise dans le lot).



| LIGHT SOURCE | COLOR | ARTICLE | MAX W LAMPS | IP |
|--------------|----------------|------------|-------------|-------|
| 1 x GU10 | ■ BLACK | DL050-01B | 10 W | IP 20 |
| 1 x GU10 | □ WHITE | DL050-01W | 10 W | IP 20 |
| 1 x GU10 | ■ GOLD / BLACK | DL050-01GB | 10 W | IP 20 |
| 1 x GU10 | ■ GOLD / WHITE | DL050-01WG | 10 W | IP 20 |

Round

Read more
on the website



^{EN} Compact metal body, colors – black, white, brass. Two body options: recessed lamps with a narrow frame and recessed lamps without a visible frame.

^{DE} Kompakter Metallrahmen. Zwei Rahmenoptionen: Einbauleuchten mit schmalen Rahmen und Einbauleuchten ohne sichtbaren Rahmen.

^{IT} Il corpo in metallo compatto. Le due opzioni dell' alloggiamento sono le lampade da incasso con una cornice stretta e quelle da incasso senza la cornice visibile.

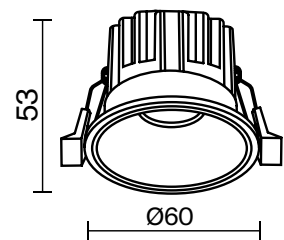
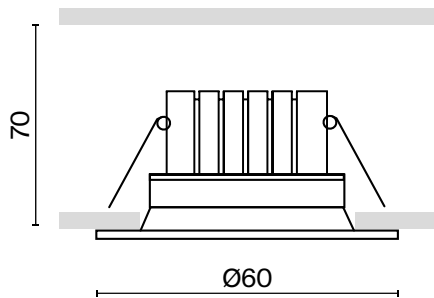
^{FR} Corps métallique compact. Deux options de corps: luminaires encastrables avec cadre étroit et luminaires encastrables sans cadre visible.



LEDS EPISTAR



ANTI-DAZZLE FILTERS HONEYCOMB-D26



COMPATIBLE WITH DRIVER

TRIAC

DALI

PSL-TR40-150-300MA-DE

PSL-DL40-S-150-300MA-DE

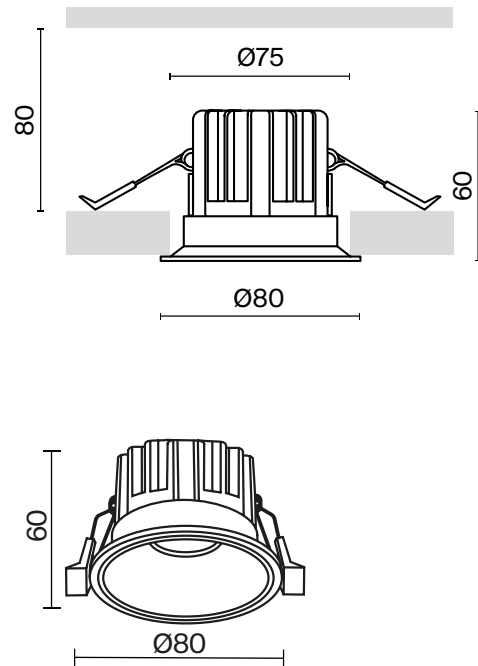
| CCT | COLOR | ARTICLE | MAX W LAMPS | LIGHT FLUX | DIMMABLE | IP |
|---------------|-------------|---------------|-------------|------------|----------|-------|
| 3K WARM WHITE | BLACK | DL058-7W3K-B | 7 W | 450 LM | NO | IP 20 |
| 3K WARM WHITE | WHITE | DL058-7W3K-W | 7 W | 450 LM | NO | IP 20 |
| 3K WARM WHITE | BLACK/BRASS | DL058-7W3K-BS | 7 W | 460 LM | NO | IP 20 |

Round

Read more
on the website



^{EN} Compact metal body, colors – black, white, brass. Two body options: recessed lamps with a narrow frame and recessed lamps without a visible frame.
^{DE} Kompakter Metallrahmen. Zwei Rahmenoptionen: Einbauleuchten mit schmalen Rahmen und Einbauleuchten ohne sichtbaren Rahmen.
^{IT} Il corpo in metallo compatto. Le due opzioni dell' alloggiamento sono le lampade da incasso con una cornice stretta e quelle da incasso senza la cornice visibile.
^{FR} Corps métallique compact. Deux options de corps: luminaires encastrables avec cadre étroit et luminaires encastrables sans cadre visible.



LEDS EPISTAR



ANTI-DAZZLE FILTERS HONEYCOMB-D38

COMPATIBLE WITH DRIVER

TRIAC

DALI

PSL-TR40-150-300MA-DE

PSL-DL40-S-150-300MA-DE

| CCT | COLOR | ARTICLE | MAX W LAMPS | LIGHT FLUX | DIMMABLE | IP |
|---------------|---------------|----------------|-------------|------------|----------|-------|
| 3K WARM WHITE | ■ BLACK | DL058-12W3K-B | 12 W | 910 LM | NO | IP 20 |
| 3K WARM WHITE | □ WHITE | DL058-12W3K-W | 12 W | 920 LM | NO | IP 20 |
| 3K WARM WHITE | ■ BLACK/BRASS | DL058-12W3K-BS | 12 W | 930 LM | NO | IP 20 |





Round

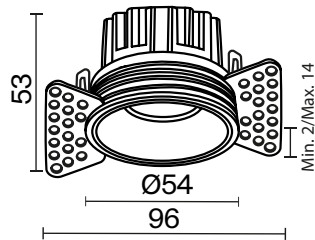
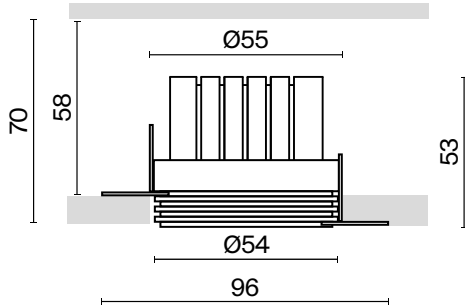
Read more on the website



^{EN} Compact metal body, colors – black, white, brass. Two body options: recessed lamps with a narrow frame and recessed lamps without a visible frame.
^{DE} Kompakter Metallrahmen. Zwei Rahmenoptionen: Einbauleuchten mit schmalen Rahmen und Einbauleuchten ohne sichtbaren Rahmen.
^{IT} Il corpo in metallo compatto. Le due opzioni dell' alloggiamento sono le lampade da incasso con una cornice stretta e quelle da incasso senza la cornice visibile.
^{FR} Corps métallique compact. Deux options de corps: luminaires encastrables avec cadre étroit et luminaires encastrables sans cadre visible.



LEDS EPISTAR



ANTI-DAZZLE FILTERS HONEYCOMB-D26

COMPATIBLE WITH DRIVER

TRIAC

DALI

PSL-TR40-150-300MA-DE

PSL-DL40-S-150-300MA-DE

| CCT | COLOR | ARTICLE | MAX W LAMPS | LIGHT FLUX | DIMMABLE | IP |
|---------------|---------------|-------------------|-------------|------------|----------|-------|
| 3K WARM WHITE | ■ BLACK | DL058-7W3K-TRS-B | 7 W | 450 LM | NO | IP 20 |
| 3K WARM WHITE | □ WHITE | DL058-7W3K-TRS-W | 7 W | 460 LM | NO | IP 20 |
| 3K WARM WHITE | ■ BLACK/BRASS | DL058-7W3K-TRS-BS | 7 W | 480 LM | NO | IP 20 |

Round

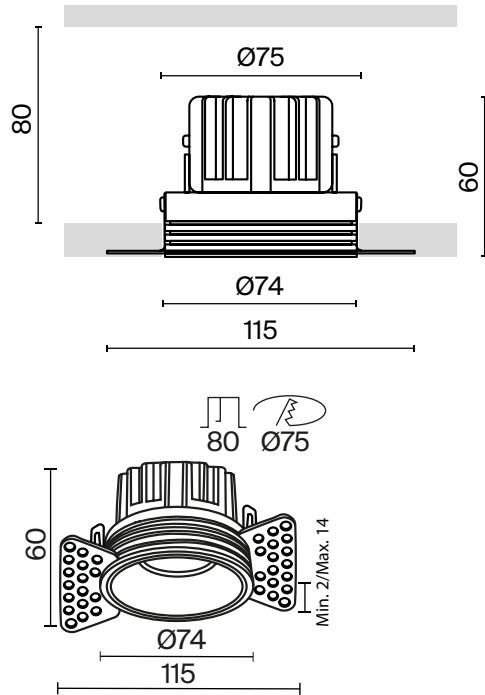
EN Compact metal body, colors – black, white, brass. Two body options: recessed lamps with a narrow frame and recessed lamps without a visible frame.

DE Kompakter Metallrahmen. Zwei Rahmenoptionen: Einbauleuchten mit schmalen Rahmen und Einbauleuchten ohne sichtbaren Rahmen.

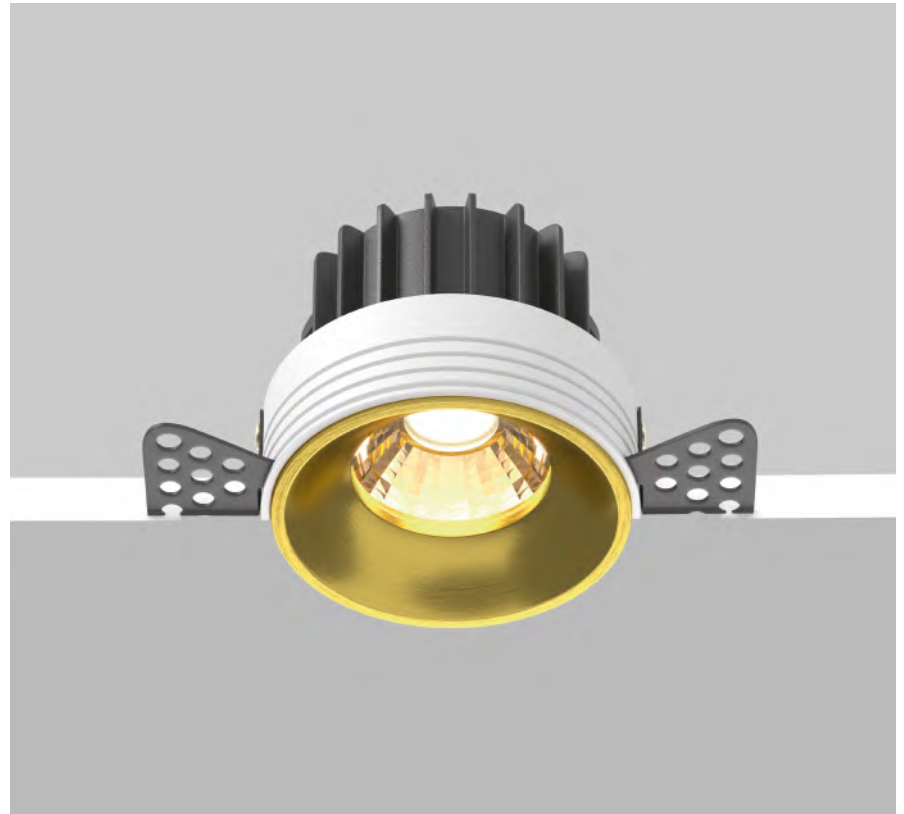
IT Il corpo in metallo compatto. Le due opzioni dell' alloggiamento sono le lampade da incasso con una cornice stretta e quelle da incasso senza la cornice visibile.

FR Corps métallique compact. Deux options de corps: luminaires encastrables avec cadre étroit et luminaires encastrables sans cadre visible.

Read more on the website



LEDS EPISTAR



ANTI-DAZZLE FILTERS HONEYCOMB-D38

COMPATIBLE WITH DRIVER

TRIAC

DALI

PSL-TR40-150-300MA-DE

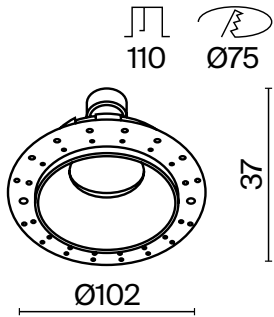
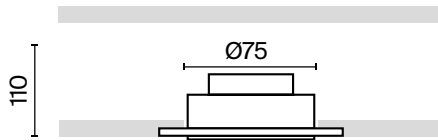
PSL-DL40-S-150-300MA-DE

| CCT | COLOR | ARTICLE | MAX W LAMPS | LIGHT FLUX | DIMMABLE | IP |
|---------------|---------------|--------------------|-------------|------------|----------|-------|
| 3K WARM WHITE | ■ BLACK | DL058-12W3K-TRS-B | 12 W | 880 LM | NO | IP 20 |
| 3K WARM WHITE | □ WHITE | DL058-12W3K-TRS-W | 12 W | 920 LM | NO | IP 20 |
| 3K WARM WHITE | ■ BLACK/BRASS | DL058-12W3K-TRS-BS | 12 W | 920 LM | NO | IP 20 |

Share

EN Metal body. Part of the luminaires has a swivel mechanism for adjusting the light flux.
 DE Metallrahmen. Ein Teil der Leuchten ist mit einer Schwenkvorrichtung zur Einstellung des Lichtstroms ausgestattet.
 IT Corpo in metallo. Parte degli apparecchi con meccanismo girevole per la regolazione del flusso luminoso.
 FR Corps métallique. Partie des LED avec un mécanisme pivotant pour le réglage du flux lumineux.

Read more
on the website

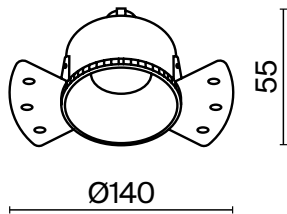
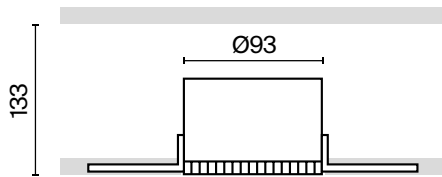


| LIGHT SOURCE | COLOR | ARTICLE | MAX W LAMPS | IP |
|--------------|------------------|--------------|-------------|-------|
| 1 x GU10 | WHITE | DL051-U-2W | 10 W | IP 20 |
| 1 x GU10 | WHITE/BLACK | DL051-U-2WB | 10 W | IP 20 |
| 1 x GU10 | WHITE/MATTE GOLD | DL051-U-2WMG | 10 W | IP 20 |

Share

EN Metal body. Part of the luminaires has a swivel mechanism for adjusting the light flux.
 DE Metallrahmen. Ein Teil der Leuchten ist mit einer Schwenkvorrichtung zur Einstellung des Lichtstroms ausgestattet.
 IT Corpo in metallo. Parte degli apparecchi con meccanismo girevole per la regolazione del flusso luminoso.
 FR Corps métallique. Partie des LED avec un mécanisme pivotant pour le réglage du flux lumineux.

Read more
on the website



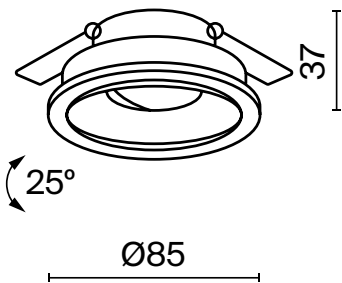
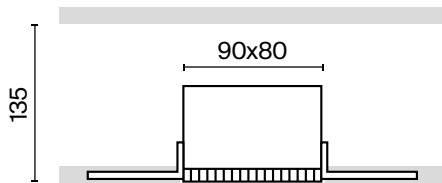
| LIGHT SOURCE | COLOR | ARTICLE | MAX W LAMPS | IP |
|--------------|--------------|----------------------|-------------|-------|
| 1 x GU10 | WHITE/BLACK | DL051-01-GU10-RD-WB | 10 W | IP 20 |
| 1 x GU10 | WHITE | DL051-01-GU10-RD-W | 10 W | IP 20 |
| 1 x GU10 | MATTE GOLD | DL051-01-GU10-RD-WMG | 10 W | IP 20 |
| 1 x GU10 | MATTE SILVER | DL051-01-GU10-RD-WS | 10 W | IP 20 |

Share

Read more
on the website



^{EN} Metal body. Part of the luminaires has a swivel mechanism for adjusting the light flux.
^{DE} Metallrahmen. Ein Teil der Leuchten ist mit einer Schwenkvorrichtung zur Einstellung des Lichtstroms ausgestattet.
^{IT} Corpo in metallo. Parte degli apparecchi con meccanismo girevole per la regolazione del flusso luminoso.
^{FR} Corps métallique. Partie des LED avec un mécanisme pivotant pour le réglage du flux lumineux.



| LIGHT SOURCE | COLOR | ARTICLE | MAX W LAMPS | IP |
|--------------|--------------------|-------------|-------------|-------|
| 1 x GU10 | ■ BLACK | DL053-01B | 10 W | IP 20 |
| 1 x GU10 | □ WHITE | DL053-01W | 10 W | IP 20 |
| 1 x GU10 | ■ WHITE/BLACK | DL053-01WB | 10 W | IP 20 |
| 1 x GU10 | ■ BLACK/MATTE GOLD | DL053-01BMG | 10 W | IP 20 |
| 1 x GU10 | ■ WHITE/MATTE GOLD | DL053-01WMG | 10 W | IP 20 |

Lipari

Read more
on the website

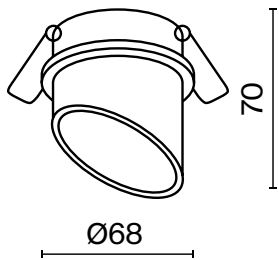


^{EN} Metal body with a trendy oblique cut of the dome lamp. The light source is a lamp with a GU10 base (not included).

^{DE} Metallrahmen mit trendigem schrägen Schnitt des Lampenschirms. Lichtquelle: Ein Leuchtmittel mit einer Fassung GU10 (nicht im Lieferumfang enthalten).

^{IT} Corpo in metallo con taglio obliquo alla moda della plafoniera. La sorgente luminosa è una lampadina con attacco GU10 (non inclusa).

^{FR} Corps métallique à coupe oblique tendance du globe. Source de de lumière: ampoule à culot GU10 (non comprise dans le lot).



| LIGHT SOURCE | COLOR | ARTICLE | MAX W LAMPS | IP |
|--------------|-------|-----------------|-------------|-------|
| 1 x GU10 | WHITE | DL044-01-GU10-W | 10 W | IP 20 |

Slim

Read more
on the website

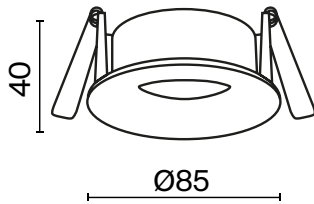
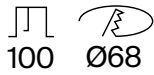
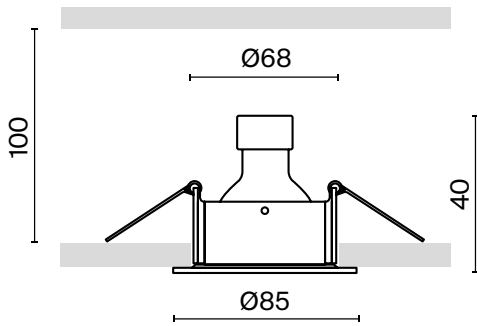


^{EN} Metal body. Some models with a lamp recessed deep into the body. Light source with GU10 base (not included).

^{DE} Metallrahmen. Einige Modelle haben ein im Rahmen versenktes Leuchtmittel. Eine Lichtquelle mit einer Fassung GU10 (nicht im Lieferumfang enthalten).

^{IT} Corpo in metallo. Alcuni modelli con una lampadina incassata in profondità nel corpo. Sorgente luminosa con attacco GU10 (non inclusa).

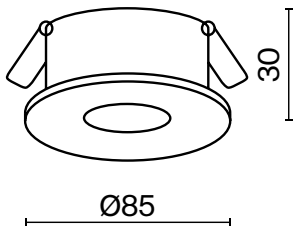
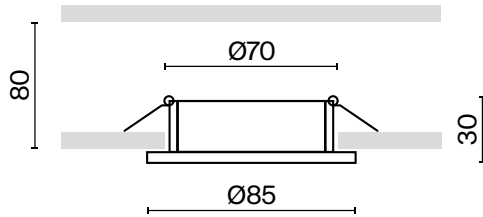
^{FR} Corps en métal. Partie des modèles avec ampoule profondément encastrée dans le corps. Source de lumière à culot GU10 (non comprise dans le lot).



| LIGHT SOURCE | COLOR | ARTICLE | MAX W LAMPS | IP |
|--------------|--------------|------------------|-------------|-------|
| 1 x GU10 | ■ BLACK | DL088-GU10-RD-B | 10 W | IP 65 |
| 1 x GU10 | □ WHITE | DL088-GU10-RD-W | 10 W | IP 65 |
| 1 x GU10 | ■ MATTE GOLD | DL088-GU10-RD-MG | 10 W | IP 65 |

Slim

Read more
on the website



^{EN} Metal body. Some models with a lamp recessed deep into the body. Light source with GU10 base (not included).

^{DE} Metallrahmen. Einige Modelle haben ein im Rahmen versenktes Leuchtmittel. Eine Lichtquelle mit einer Fassung GU10 (nicht im Lieferumfang enthalten).

^{IT} Corpo in metallo. Alcuni modelli con una lampadina incassata in profondità nel corpo. Sorgente luminosa con attacco GU10 (non inclusa).

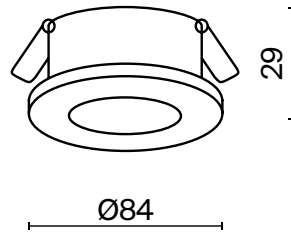
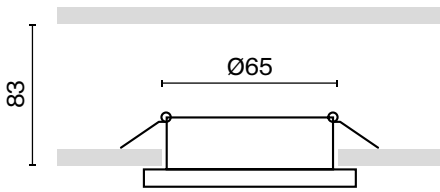
^{FR} Corps en métal. Partie des modèles avec ampoule profondément encastrée dans le corps. Source de lumière à culot GU10 (non comprise dans le lot).

| LIGHT SOURCE | COLOR | ARTICLE | MAX W LAMPS | IP |
|--------------|--------------|---------------|-------------|-------|
| 1 x GU10 | ■ BLACK | DL027-2-01B | 10 W | IP 20 |
| 1 x GU10 | □ WHITE | DL027-2-01W | 10 W | IP 20 |
| 1 x GU10 | ■ MATTE GOLD | DL027-2-01-MG | 10 W | IP 20 |
| 1 x GU10 | ■ SILVER | DL027-2-01-S | 10 W | IP 20 |

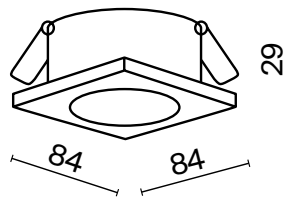
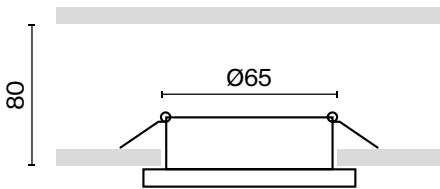
Read more
on the website



EN Metal body. Round or square shape. High protection class IP65. Light source – GU10 lamp (not included).
 DE Metallrahmen. Runde oder quadratische Form. Hohe Schutzart IP65. Lichtquelle: Ein Leuchtmittel mit einer Fassung GU10 (nicht im Lieferumfang enthalten).
 IT Corpo in metallo. Forma rotonda o quadrata. Classe di protezione elevata IP65. Sorgente luminosa - Lampadina GU10 (non inclusa).
 FR Corps métallique. Forme ronde ou carré. Haut indice de protection IP65. Source de lumière: ampoule GU10 (non comprise dans le lot).



| LIGHT SOURCE | COLOR | ARTICLE | MAX W LAMPS | IP |
|--------------|----------|--------------------|-------------|-------|
| 1 x GU10 | ■ BLACK | DL083-01-GU10-RD-B | 10 W | IP 65 |
| 1 x GU10 | □ WHITE | DL083-01-GU10-RD-W | 10 W | IP 65 |
| 1 x GU10 | ■ SILVER | DL083-01-GU10-RD-S | 10 W | IP 65 |



| | | | | |
|----------|----------|--------------------|------|-------|
| 1 x GU10 | ■ BLACK | DL083-01-GU10-SQ-B | 10 W | IP 65 |
| 1 x GU10 | □ WHITE | DL083-01-GU10-SQ-W | 10 W | IP 65 |
| 1 x GU10 | ■ SILVER | DL083-01-GU10-SQ-S | 10 W | IP 65 |

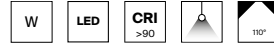


Stockton

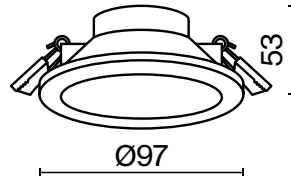
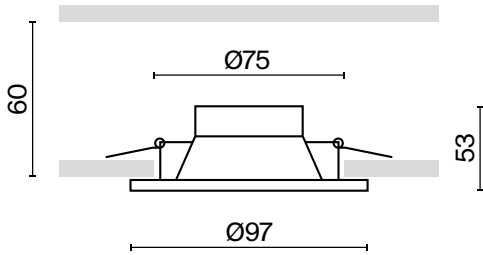
Read more
on the website



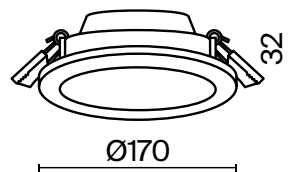
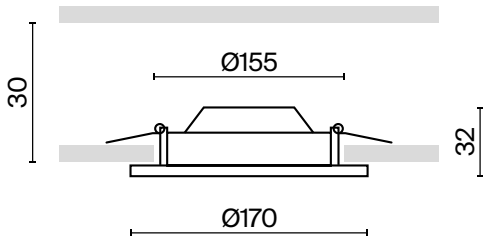
EN Ultra-thin ABS plastic body in white color. A pulse driver eliminates ripple. Round form.
 DE Ultradünner Rahmen aus ABS-Kunststoff in Weiß. Der Impulstreiber schließt die Pulsation aus. Runde Form.
 IT Il corpo in plastica ABS ultra sottile in colore bianco. L'alimentazione elettrica di commutazione esclude l'ondulazione. La forma e' rotonda.
 FR Corps ultra-fin en plastique ABS de couleur blanche. Le pilote d'impulsion élimine les pulsations. Forme ronde.



LEDS BMTc



| CCT | COLOR | ARTICLE | MAX W LAMPS | LIGHT FLUX | DIMMABLE | IP |
|------------------------------------|-------|-------------|-------------|------------------|----------|-------|
| 3-4-6K ADJUSTABLE WITH A SWITCH | WHITE | DL015-6-L7W | 7 W | 610, 730, 640 LM | NO | IP 44 |

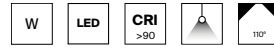


| | | | | | | |
|------------------------------------|-------|--------------|------|------------------|----|-------|
| 3-4-6K ADJUSTABLE WITH A SWITCH | WHITE | DL016-6-L12W | 12 W | 850, 960, 840 LM | NO | IP 44 |
|------------------------------------|-------|--------------|------|------------------|----|-------|

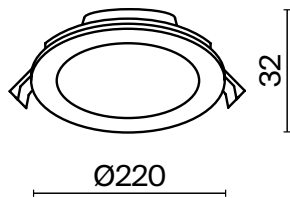
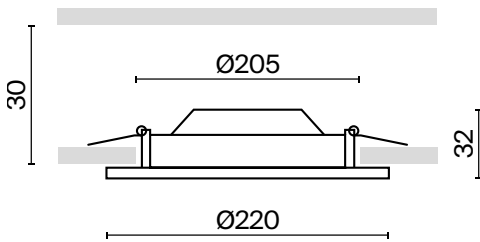
Stockton

EN Ultra-thin ABS plastic body in white color. A pulse driver eliminates ripple. Round form.
 DE Ultradünner Rahmen aus ABS-Kunststoff in Weiß. Der Impulstreiber schließt die Pulsation aus. Runde Form.
 IT Il corpo in plastica ABS ultra sottile in colore bianco. L'alimentazione elettrica di commutazione esclude l'ondulazione. La forma e' rotonda.
 FR Corps ultra-fin en plastique ABS de couleur blanche. Le pilote d'impulsion élimine les pulsations. Forme ronde.

Read more
on the website



LEDS BMTc




| CCT | COLOR | ARTICLE | MAX W LAMPS | LIGHT FLUX | DIMMABLE | IP | |
|--------|--------------------------|---------|--------------------|------------|---------------------|----|-------|
| 3-4-6K | ADJUSTABLE WITH A SWITCH | WHITE | DL017-6-L18W3-4-6K | 18 W | 1670, 1830, 1690 LM | NO | IP 44 |

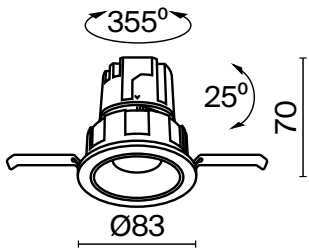
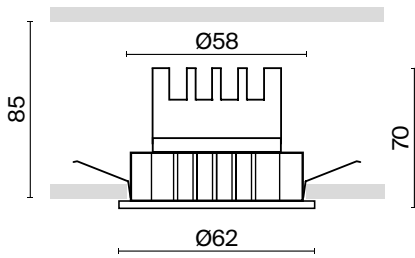
Read more on the website



^{EN} Material: aluminium and plastic. You can additionally purchase matte gold replaceable reflectors and lenses for beam adjustment in the range of 15°-50°.
^{DE} Material: Aluminium und Kunststoff. Optional sind austauschbare Reflektoren in Farbe Mattes Gold und Linsen zur Strahleneinstellung zwischen 15°-50° erhältlich.
^{IT} I materiali sono l'alluminio e il plastico. Inoltre, è possibile acquistare i riflettori intercambiabili di colore l'oro opaco e le lenti per la regolazione del fascio nell'intervallo da 15° a 50°.
^{FR} Matériau: aluminium et plastique. De plus, vous pouvez acheter des réflecteurs remplaçables de couleur doré mat et des lentilles pour un réglage du faisceau entre 15° et 50°.



LEDS EPISTAR



COMPATIBLE WITH DRIVER

| TRIAC | DALI |
|-----------------------|-------------------------|
| PSL-TR40-150-300MA-DE | PSL-DL40-S-150-300MA-DE |

| CCT | COLOR | ARTICLE | MAX W LAMPS | LIGHT FLUX | DIMMABLE | IP |
|---------------|-------|--------------|-------------|------------|----------|-------|
| 3K WARM WHITE | BLACK | DL057-7W3K-B | 7 W | 390 LM | NO | IP 20 |
| 3K WARM WHITE | WHITE | DL057-7W3K-W | 7 W | 400 LM | NO | IP 20 |

Lenses, filters and rings


^{EN} Replaceable lens to adjust the scattering beam angle (15°, 24°, 36° and 50°).

^{DE} Auswechselbare Linse zur Einstellung des Streuwinkels (15°, 24°, 36° und 50°).

^{IT} Lente intercambiabile per regolare l'angolo di diffusione (15°, 24°, 36° e 50°).

^{FR} Lentille amovible pour le réglage de l'angle de diffusion (sur 15°, 24°, 36° et 50°).

Read more
on the website




| | SYSTEM ELEMENT | ARTICLE | DEGREE | COLOR |
|---|---------------------|---------------|--------|--|
| 1 | DECORATIVE RING | RING057-7-MG | | ■ MATTE GOLD |
| 2 | ANTI-DAZZLE FILTERS | HONEYCOMB-D26 | | |
| 3 | LENSES | LENSD29-15 | 15° | |
| | | LENSD29-24 | 24° | |
| | | LENSD29-36 | 36° | |
| | | LENSD29-50 | 50° | |

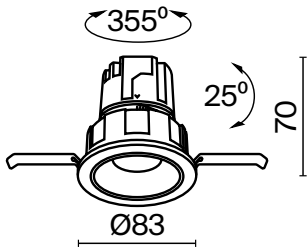
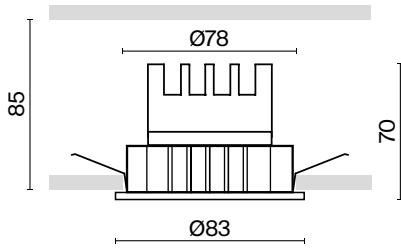
Read more on the website



^{EN} Material: aluminium and plastic. You can additionally purchase matte gold replaceable reflectors and lenses for beam adjustment in the range of 15°-50°.
^{DE} Material: Aluminium und Kunststoff. Optional sind austauschbare Reflektoren in Farbe Mattes Gold und Linsen zur Strahleneinstellung zwischen 15°-50° erhältlich.
^{IT} I materiali sono l'alluminio e il plastico. Inoltre, è possibile acquistare i riflettori intercambiabili di colore l'oro opaco e le lenti per la regolazione del fascio nell'intervallo da 15° a 50°.
^{FR} Matériau: aluminium et plastique. De plus, vous pouvez acheter des réflecteurs remplaçables de couleur doré mat et des lentilles pour un réglage du faisceau entre 15° et 50°.



LEDS EPISTAR



COMPATIBLE WITH DRIVER

| | |
|-----------------------|-------------------------|
| TRIAC | DALI |
| PSL-TR40-150-300MA-DE | PSL-DL40-S-150-300MA-DE |


| CCT | COLOR | ARTICLE | MAX W LAMPS | LIGHT FLUX | DIMMABLE | IP |
|---------------|-------|---------------|-------------|------------|----------|-------|
| 3K WARM WHITE | BLACK | DL057-10W3K-B | 10 W | 570 LM | NO | IP 20 |
| 3K WARM WHITE | WHITE | DL057-10W3K-W | 10 W | 530 LM | NO | IP 20 |

Lenses, filters and rings

EN Replaceable lens to adjust the scattering beam angle (15°, 24°, 36° and 50°).
 DE Auswechselbare Linse zur Einstellung des Streuwinkels (15°, 24°, 36° und 50°).
 IT Lente intercambiabile per regolare l'angolo di diffusione (15°, 24°, 36° e 50°).
 FR Lentille amovible pour le réglage de l'angle de diffusion (sur 15°, 24°, 36° et 50°).

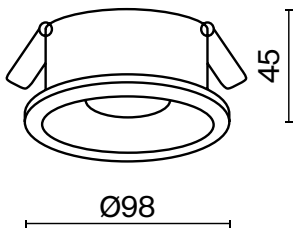
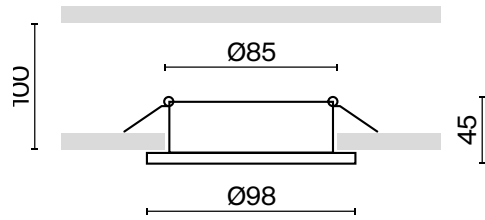
Read more
on the website



| | SYSTEM ELEMENT | ARTICLE | DEGREE | COLOR |
|---|---------------------|---------------|--------|--|
| 1 | DECORATIVE RING | RING057-10-MG | |  MATTE GOLD |
| 2 | ANTI-DAZZLE FILTERS | HONEYCOMB-D31 | | |
| 3 | LENSES | LENSD31-15 | 15° | |
| | | LENSD31-24 | 24° | |
| | | LENSD31-36 | 36° | |
| | | LENSD31-50 | 50° | |

Yin

Read more
on the website



^{EN} Metal body. Models with built-in LED source and replaceable light source (not included).
Some models are equipped with a dimmer.

^{DE} Metallrahmen. Modelle mit einer integrierten LED-Lichtquelle und austauschbaren
Lichtquelle (nicht im Lieferumfang enthalten). Einige Modelle sind mit einem Dimmer
ausgestattet.

^{IT} Corpo in metallo. Modelli con sorgente LED integrata e sorgente luminosa sostituibile
(non inclusa). Alcuni modelli sono dotati di un dimmer.

^{FR} Corps en métallique. Modèles avec source LED intégrée et source de lumière amovible
(non comprise dans le lot). Partie des modèles équipée d'un variateur.

| LIGHT SOURCE | COLOR | ARTICLE | MAX W LAMPS | IP |
|--------------|---------|-------------|-------------|-------|
| 1 x GU10 | ■ BLACK | DL030-2-01B | 10 W | IP 20 |
| 1 x GU10 | □ WHITE | DL030-2-01W | 10 W | IP 20 |

Read more on the website



^{EN} Metal body. Models with built-in LED source and replaceable light source (not included). Some models are equipped with a dimmer.

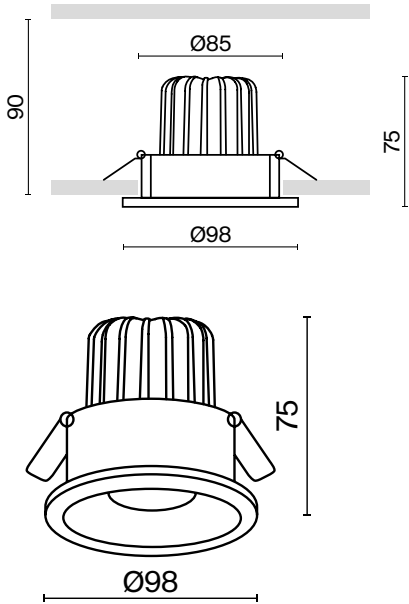
^{DE} Metallrahmen. Modelle mit einer integrierten LED-Lichtquelle und austauschbaren Lichtquelle (nicht im Lieferumfang enthalten). Einige Modelle sind mit einem Dimmer ausgestattet.

^{IT} Corpo in metallo. Modelli con sorgente LED integrata e sorgente luminosa sostituibile (non inclusa). Alcuni modelli sono dotati di un dimmer.

^{FR} Corps en métallique. Modèles avec source LED intégrée et source de lumière amovible (non comprise dans le lot). Partie des modèles équipée d'un variateur.



LEDS BRIDGELUX



COMPATIBLE WITH DRIVER

| TRIAC | DALI |
|-----------------------|-------------------------|
| PSL-TR40-150-300MA-DE | PSL-DL40-S-150-300MA-DE |

| CCT | COLOR | ARTICLE | MAX W LAMPS | LIGHT FLUX | DIMMABLE | IP |
|---------------|---------|------------------|-------------|------------|----------|-------|
| 3K WARM WHITE | ■ BLACK | DL031-2-L12B | 12 W | 790 LM | NO | IP 20 |
| 4K WHITE | ■ BLACK | DL031-L12W4K-B | 12 W | 830 LM | NO | IP 20 |
| 4K WHITE | □ WHITE | DL031-L12W4K-W | 12 W | 960 LM | NO | IP 20 |
| 3K WARM WHITE | ■ BLACK | DL031-L12W3K-D-B | 12 W | 760 LM | TRIAC | IP 20 |
| 3K WARM WHITE | □ WHITE | DL031-L12W3K-D-W | 12 W | 870 LM | TRIAC | IP 20 |
| 4K WHITE | ■ BLACK | DL031-L12W4K-D-B | 12 W | 820 LM | TRIAC | IP 20 |

Zoom

Read more
on the website

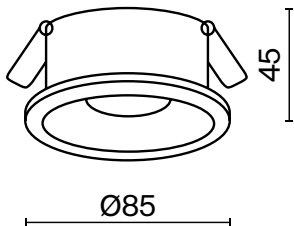
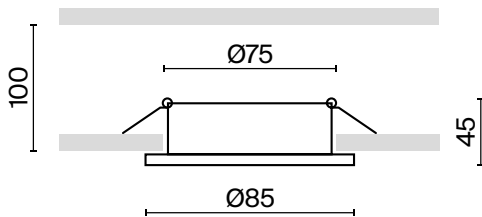


^{EN} Body material - cast aluminum. High level of protection IP65. The light source is a GU10 lamp (not included) recessed into the body.

^{DE} Rahmenmaterial: Aluminiumguss. Hohe Schutzart IP65. Die Lichtquelle – ein Leuchtmittel mit GU10-Fassung (nicht im Lieferumfang enthalten) – ist im Rahmen versenkt.

^{IT} Materiale del corpo: alluminio fuso . Alto livello di protezione IP65. La sorgente luminosa è una lampadina GU10 (non inclusa) incassata nel corpo.

^{FR} Matériau du corps: aluminium coulé. Fort indice de protection IP65. Source de lumière : ampoule GU10 (non comprise dans le lot), encastrée dans le corps.



| LIGHT SOURCE | COLOR | ARTICLE | MAX W LAMPS | IP |
|--------------|---------|-------------|-------------|-------|
| 1 x GU10 | ■ BLACK | DL032-2-01B | 10 W | IP 65 |
| 1 x GU10 | □ WHITE | DL032-2-01W | 10 W | IP 65 |

Zoom

Read more
on the website

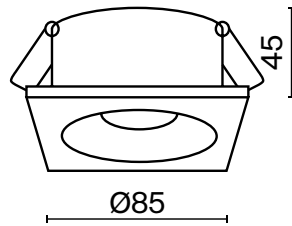
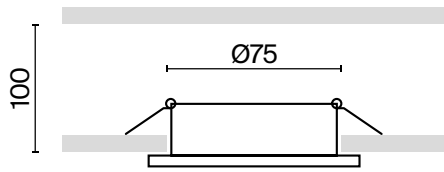


^{EN} Body material - cast aluminum. High level of protection IP65. The light source is a GU10 lamp (not included) recessed into the body.

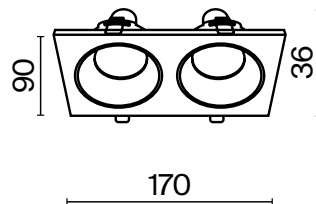
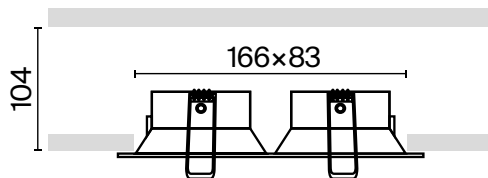
^{DE} Rahmenmaterial: Aluminiumguss. Hohe Schutzart IP65. Die Lichtquelle – ein Leuchtmittel mit GU10-Fassung (nicht im Lieferumfang enthalten) – ist im Rahmen versenkt.

^{IT} Materiale del corpo: alluminio fuso . Alto livello di protezione IP65. La sorgente luminosa è una lampadina GU10 (non inclusa) incassata nel corpo.

^{FR} Matériau du corps: aluminium coulé. Fort indice de protection IP65. Source de lumière : ampoule GU10 (non comprise dans le lot), encastrée dans le corps.



| LIGHT SOURCE | COLOR | ARTICLE | MAX W LAMPS | IP |
|--------------|---------|-------------|-------------|-------|
| 1 x GU10 | ■ BLACK | DL033-2-01B | 10 W | IP 65 |
| 1 x GU10 | □ WHITE | DL033-2-01W | 10 W | IP 65 |



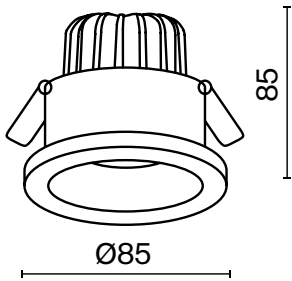
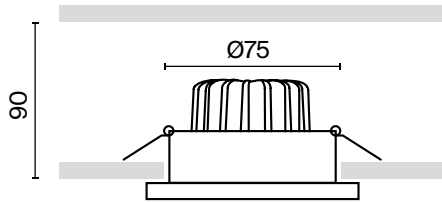
| | | | | |
|----------|---------|-------------|------|-------|
| 2 x GU10 | ■ BLACK | DL033-2-02B | 10 W | IP 65 |
| 2 x GU10 | □ WHITE | DL033-2-02W | 10 W | IP 65 |





Zoom

Read more on the website



COMPATIBLE WITH DRIVER

| TRIAC | DALI |
|-----------------------|-------------------------|
| PSL-TR40-150-300MA-DE | PSL-DL40-S-150-300MA-DE |



LEDS BRIDGELUX



| CCT | COLOR | ARTICLE | MAX W LAMPS | LIGHT FLUX | DIMMABLE | IP |
|---------------|---------|--------------------|-------------|------------|----------|------|
| 3K WARM WHITE | ■ BLACK | DL034-01-06W3K-B | 6 W | 420 LM | NO | IP65 |
| 3K WARM WHITE | ■ BLACK | DL034-01-06W3K-D-B | 6 W | 370 LM | TRIAC | IP65 |
| 3K WARM WHITE | □ WHITE | DL034-01-06W3K-W | 6 W | 470 LM | NO | IP65 |
| 3K WARM WHITE | □ WHITE | DL034-01-06W3K-D-W | 6 W | 420 LM | TRIAC | IP65 |
| 4K WHITE | ■ BLACK | DL034-01-06W4K-B | 6 W | 410 LM | NO | IP65 |
| 4K WHITE | ■ BLACK | DL034-01-06W4K-D-B | 6 W | 390 LM | TRIAC | IP65 |
| 4K WHITE | □ WHITE | DL034-01-06W4K-W | 6 W | 480 LM | NO | IP65 |
| 4K WHITE | □ WHITE | DL034-01-06W4K-D-W | 6 W | 440 LM | TRIAC | IP65 |

^{EN} Body material - cast aluminum. High level of protection IP65. The light source is a GU10 lamp (not included) recessed into the body.

^{DE} Rahmenmaterial: Aluminiumguss. Hohe Schutzart IP65. Die Lichtquelle – ein Leuchtmittel mit GU10-Fassung (nicht im Lieferumfang enthalten) – ist im Rahmen versenkt.

^{IT} Materiale del corpo: alluminio fuso . Alto livello di protezione IP65. La sorgente luminosa è una lampadina GU10 (non inclusa) incassata nel corpo.

^{FR} Matériau du corps: aluminium coulé. Fort indice de protection IP65. Source de lumière : ampoule GU10 (non comprise dans le lot), encastrée dans le corps.

Zoom

Read more
on the website



^{EN} Body material - cast aluminum. High level of protection IP65. The light source is a GU10 lamp (not included) recessed into the body.

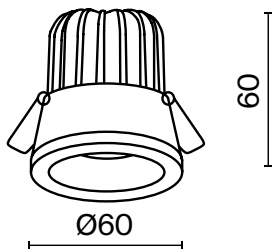
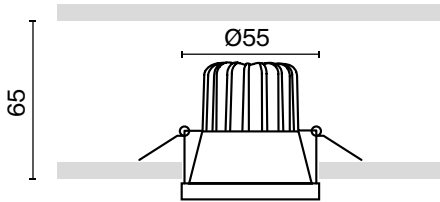
^{DE} Rahmenmaterial: Aluminiumguss. Hohe Schutzart IP65. Die Lichtquelle – ein Leuchtmittel mit GU10-Fassung (nicht im Lieferumfang enthalten) – ist im Rahmen versenkt.

^{IT} Materiale del corpo: alluminio fuso. Alto livello di protezione IP65. La sorgente luminosa è una lampadina GU10 (non inclusa) incassata nel corpo.

^{FR} Matériau du corps: aluminium coulé. Fort indice de protection IP65. Source de lumière : ampoule GU10 (non comprise dans le lot), encastrée dans le corps.



LEDS BRIDGELUX



| CCT | COLOR | ARTICLE | MAX W LAMPS | LIGHT FLUX | DIMMABLE | IP |
|---------------|-------|------------------|-------------|------------|----------|------|
| 3K WARM WHITE | BLACK | DL034-L12W4K-B | 12 W | 970 LM | NO | IP65 |
| 3K WARM WHITE | WHITE | DL034-L12W4K-W | 12 W | 1040 LM | NO | IP65 |
| 4K WHITE | BLACK | DL034-L12W3K-D-B | 12 W | 890 LM | TRIAC | IP65 |
| 4K WHITE | WHITE | DL034-L12W3K-D-W | 12 W | 910 LM | TRIAC | IP65 |
| 3K WARM WHITE | BLACK | DL034-L12W4K-D-B | 12 W | 930 LM | TRIAC | IP65 |
| 3K WARM WHITE | WHITE | DL034-L12W4K-D-W | 12 W | 990 LM | TRIAC | IP65 |



**ARTISAN
CALIPSO**

312
314

**FOCUS LED
FOCUS T**

316
318

**FOCUS S
FOCUS**

324
325



FOCUS T
C140TRS-L300-7W3K-B

Artisan

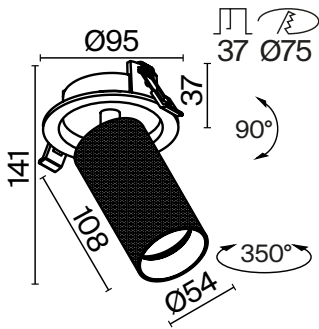
Read more
on the website



^{EN} Graphic texture, metal body. GU10 lamp (not included). An optional anti-glare grille HoneyComb-D45 ensuring a low glare factor is available for this model.
^{DE} Grafische Textur, Metallgehäuse. GU10- Leuchtmittel mit Sockel (nicht im Lieferumfang enthalten). Für dieses Modell ist optional ein zusätzlicher Blendschutzgitter HoneyComb-D45 erhältlich, der einen geringen Blendfaktor gewährleistet.
^{IT} Texture grafica, corpo in metallo. Lampada GU10 (non inclusa). Per questo modello è disponibile una griglia antiriflesso HoneyComb-D45 opzionale che assicura un basso fattore di abbagliamento.
^{FR} Texture graphique, corps en métal. Lampe avec culot GU10 (non incluse). Une grille anti-éblouissement HoneyComb-D45 garantissant un faible niveau d'éblouissement est disponible pour ce modèle.



ANTI-DAZZLE FILTERS HONEYCOMB-D45



| LIGHT SOURCE | COLOR | ARTICLE | MAX W LAMPS | IP |
|--------------|----------------------|-------------------|-------------|-------|
| 1 x GU10 | ■ BLACK | C081CL-01-GU10-B | 12 W | IP 20 |
| 1 x GU10 | □ WHITE | C081CL-01-GU10-MG | 12 W | IP 20 |
| 1 x GU10 | ■ MATTE GOLD / BLACK | C081CL-01-GU10-W | 12 W | IP 20 |



Calipso

Read more
on the website




^{EN} Designer series. Metal housing with a textured, graphic pattern. Light source: replaceable GU10 lamp.

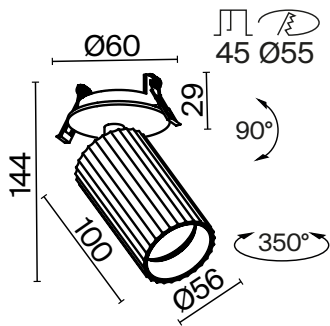
^{DE} Designer-Serie. Metallgehäuse mit grafischem Reliefmuster. Lichtquelle: austauschbares GU10- Leuchtmittel mit Sockel.

^{IT} Serie di design. Corpo in metallo con motivo grafico in rilievo. Fonte luminosa: lampada sostituibile con attacco GU10.

^{FR} Série design. Boîtier en métal avec motif graphique en relief. Source lumineuse: lampe remplaçable avec culot GU10.



ANTI-DAZZLE FILTERS HONEYCOMB-D45



| LIGHT SOURCE | COLOR | ARTICLE | MAX W LAMPS | IP |
|--------------|-----------------|-------------------|-------------|-------|
| 1 x GU10 | ■ BLACK | C110CL-01-GU10-B | 10 W | IP 20 |
| 1 x GU10 | □ WHITE | C110CL-01-GU10-W | 10 W | IP 20 |
| 1 x GU10 | ■ BLACK / BRASS | C110CL-01-GU10-BS | 10 W | IP 20 |



Focus LED

^{EN} Metal body. Beam angle is 50°. Some models are dimmable. The LED light source is recessed into the body.

^{DE} Metallrahmen. Lichtstreuwinkel 50°. Einige Modelle sind dimmbar. Die im Rahmen versenkte LED-Lichtquelle.


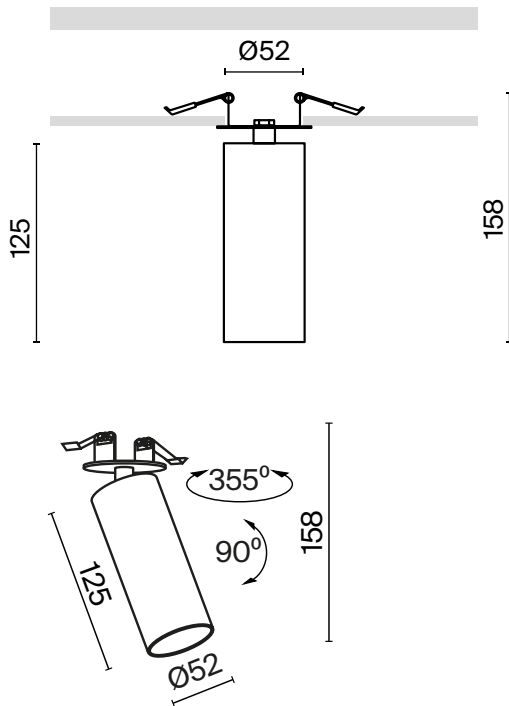
^{IT} Corpo in metallo. Angolo di diffusione 50°. Alcuni modelli sono dimmerabili. La sorgente luminosa a LED è incassata nel corpo.

^{FR} Corps métallique. Angle de diffusion de 50°. Partie des modèles avec variateur. Source de lumière LED encastrée dans le corps.

Read more on the website



LEDS EPISTAR



COMPATIBLE WITH DRIVER

TRIAC

DALI

PSL-TR40-150-300MA-DE

PSL-DL40-S-150-300MA-DE

| CCT | COLOR | ARTICLE | MAX W LAMPS | LIGHT FLUX | DIMMABLE | IP |
|---------------|-------|-------------------|-------------|------------|----------|-------|
| 3K WARM WHITE | BLACK | C053CL-L12W3K-W-B | 12 W | 950 LM | NO | IP 20 |
| 3K WARM WHITE | WHITE | C053CL-L12W3K-W-W | 12 W | 950 LM | NO | IP 20 |
| 4K WHITE | BLACK | C053CL-L12W4K-W-B | 12 W | 1020 LM | NO | IP 20 |
| 4K WHITE | WHITE | C053CL-L12W4K-W-W | 12 W | 1020 LM | NO | IP 20 |



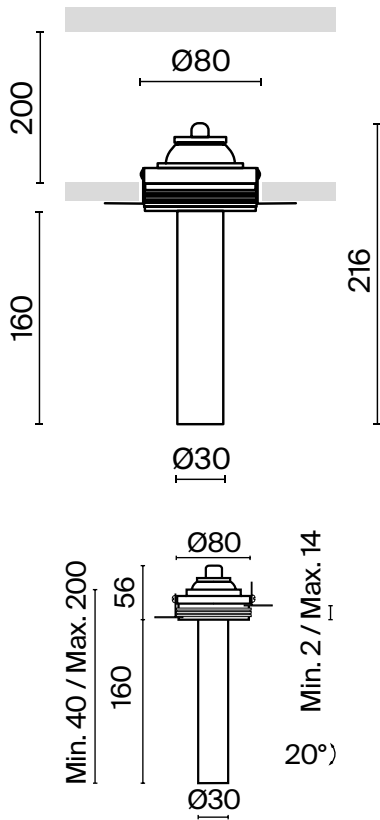
Focus T

EN Compact metal body. A recessed light source for eye comfort.
 DE Kompakter Metallrahmen. Die versenkte Lichtquelle für den Augenkomfort.
 IT Il corpo in metallo compatto. La sorgente luminosa da incasso per il comfort degli occhi.
 FR Corps métallique compact. Source de lumière encastrée pour le confort des yeux.

Read more
on the website



LEDS EPISTAR



ANTI-DAZZLE FILTERS HONEYCOMB-D45

COMPATIBLE WITH DRIVER

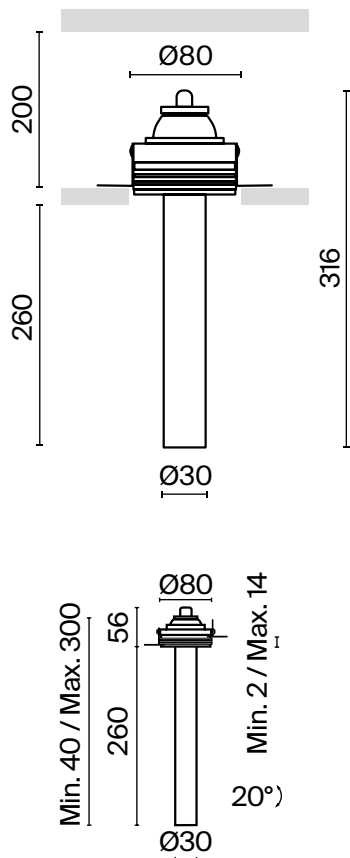
| TRIAC | DALI |
|-----------------------|-------------------------|
| PSL-TR40-150-300MA-DE | PSL-DL40-S-150-300MA-DE |

| CCT | COLOR | ARTICLE | MAX W LAMPS | LIGHT FLUX | DIMMABLE | IP |
|---------------|-------|---------------------|-------------|------------|----------|-------|
| 3K WARM WHITE | BLACK | C140TRS-L200-7W3K-B | 7 W | 460 LM | NO | IP 20 |

Focus T

EN Compact metal body. A recessed light source for eye comfort.
 DE Kompakter Metallrahmen. Die versenkte Lichtquelle für den Augenkomfort.
 IT Il corpo in metallo compatto. La sorgente luminosa da incasso per il comfort degli occhi.
 FR Corps métallique compact. Source de lumière encastrée pour le confort des yeux.

Read more
on the website



LEDS EPISTAR



ANTI-DAZZLE FILTERS HONEYCOMB-D45

COMPATIBLE WITH DRIVER

| TRIAC | DALI |
|-----------------------|-------------------------|
| PSL-TR40-150-300MA-DE | PSL-DL40-S-150-300MA-DE |

| CCT | COLOR | ARTICLE | MAX W LAMPS | LIGHT FLUX | DIMMABLE | IP |
|---------------|-------------|-----------------------|-------------|------------|----------|-------|
| 3K WARM WHITE | BLACK | C140TRS-L300-7W3K-B | 7 W | 460 LM | NO | IP 20 |
| 3K WARM WHITE | WHITE | C140TRS-L300-7W3K-W | 7 W | 460 LM | NO | IP 20 |
| 3K WARM WHITE | BLACK/BRASS | C140TRS-L300-7W3K-BBS | 7 W | 460 LM | NO | IP 20 |

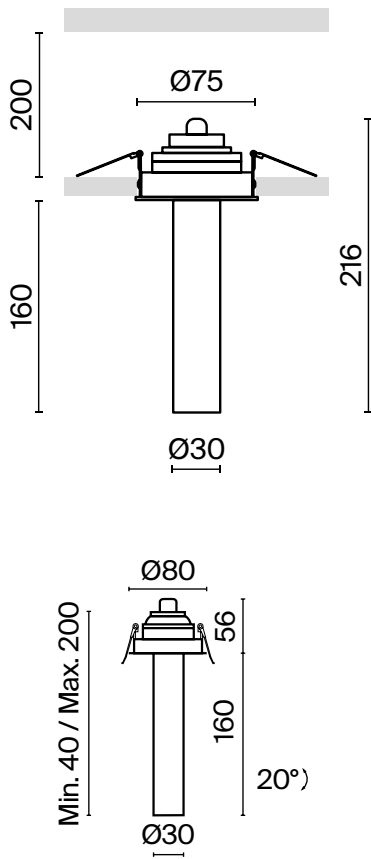
Focus T

EN Compact metal body. A recessed light source for eye comfort.
 DE Kompakter Metallrahmen. Die versenkte Lichtquelle für den Augenkomfort.
 IT Il corpo in metallo compatto. La sorgente luminosa da incasso per il comfort degli occhi.
 FR Corps métallique compact. Source de lumière encastrée pour le confort des yeux.

Read more
on the website



LEDS EPISTAR



ANTI-DAZZLE FILTERS HONEYCOMB-D45

COMPATIBLE WITH DRIVER

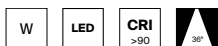
| TRIAC | DALI |
|-----------------------|-------------------------|
| PSL-TR40-150-300MA-DE | PSL-DL40-S-150-300MA-DE |

| CCT | COLOR | ARTICLE | MAX W LAMPS | LIGHT FLUX | DIMMABLE | IP |
|---------------|-------------|----------------------|-------------|------------|----------|-------|
| 3K WARM WHITE | BLACK | C140RS-L200-7W3K-B | 7 W | 460 LM | NO | IP 20 |
| 3K WARM WHITE | WHITE | C140RS-L200-7W3K-W | 7 W | 460 LM | NO | IP 20 |
| 3K WARM WHITE | BLACK/BRASS | C140RS-L200-7W3K-BBS | 7 W | 460 LM | NO | IP 20 |

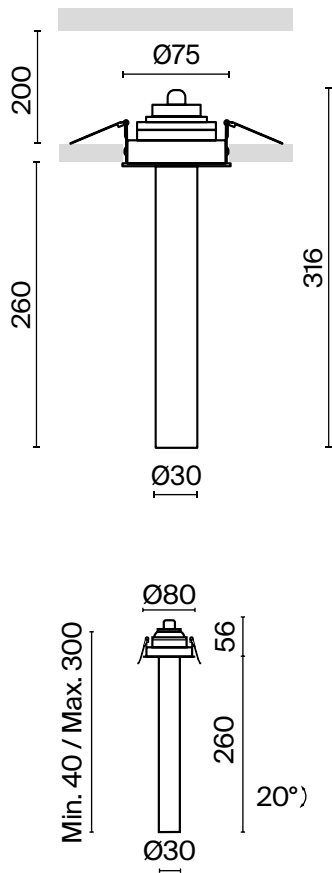
Focus T

EN Compact metal body. A recessed light source for eye comfort.
 DE Kompakter Metallrahmen. Die versenkte Lichtquelle für den Augenkomfort.
 IT Il corpo in metallo compatto. La sorgente luminosa da incasso per il comfort degli occhi.
 FR Corps métallique compact. Source de lumière encastrée pour le confort des yeux.

Read more
on the website



LEDS EPISTAR



ANTI-DAZZLE FILTERS HONEYCOMB-D45

COMPATIBLE WITH DRIVER

| TRIAC | DALI |
|-----------------------|-------------------------|
| PSL-TR40-150-300MA-DE | PSL-DL40-S-150-300MA-DE |

| CCT | COLOR | ARTICLE | MAX W LAMPS | LIGHT FLUX | DIMMABLE | IP |
|---------------|-------|--------------------|-------------|------------|----------|-------|
| 3K WARM WHITE | WHITE | C140RS-L300-7W3K-W | 7 W | 460 LM | NO | IP 20 |

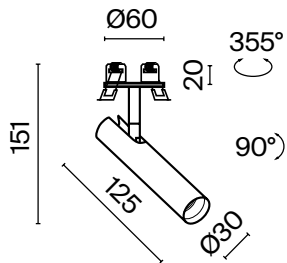
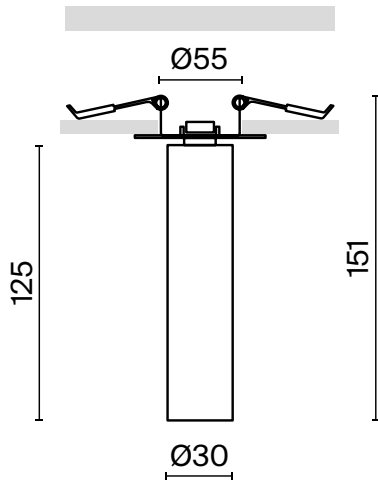
Focus T

EN Compact metal body. A recessed light source for eye comfort.
 DE Kompakter Metallrahmen. Die versenkte Lichtquelle für den Augenkomfort.
 IT Il corpo in metallo compatto. La sorgente luminosa da incasso per il comfort degli occhi.
 FR Corps métallique compact. Source de lumière encastrée pour le confort des yeux.

Read more
on the website



LEDS EPISTAR



ANTI-DAZZLE FILTERS HONEYCOMB-D45

COMPATIBLE WITH DRIVER

TRIAC

DALI

PSL-TR40-150-300MA-DE


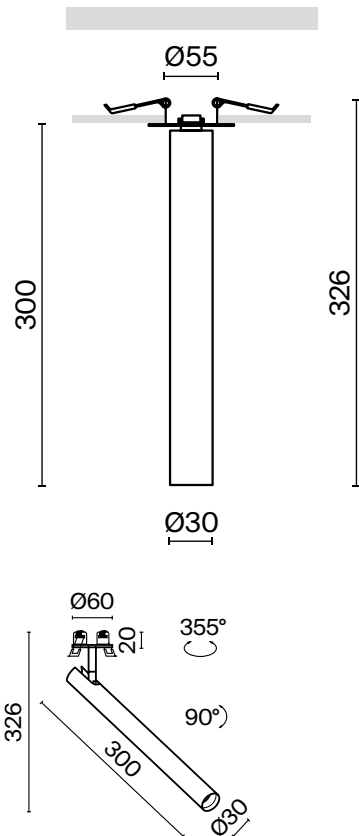
PSL-DL40-S-150-300MA-DE

| CCT | COLOR | ARTICLE | MAX W LAMPS | LIGHT FLUX | DIMMABLE | IP |
|---------------|-------|----------------------|-------------|------------|----------|-------|
| 3K WARM WHITE | BLACK | C141RS-L125-6W3K-B | 6 W | 270 LM | NO | IP 20 |
| 3K WARM WHITE | WHITE | C141RS-L125-6W3K-W | 6 W | 280 LM | NO | IP 20 |
| 3K WARM WHITE | BRASS | C141RS-L125-6W3K-BBS | 6 W | 340 LM | NO | IP 20 |

Focus T

EN Compact metal body. A recessed light source for eye comfort.
 DE Kompakter Metallrahmen. Die versenkte Lichtquelle für den Augenkomfort.
 IT Il corpo in metallo compatto. La sorgente luminosa da incasso per il comfort degli occhi.
 FR Corps métallique compact. Source de lumière encastrée pour le confort des yeux.

Read more
on the website



LEDS EPISTAR



ANTI-DAZZLE FILTERS HONEYCOMB-D45

COMPATIBLE WITH DRIVER

| TRIAC | DALI |
|-----------------------|-------------------------|
| PSL-TR40-150-300MA-DE | PSL-DL40-S-150-300MA-DE |

| CCT | COLOR | ARTICLE | MAX W LAMPS | LIGHT FLUX | DIMMABLE | IP |
|---------------|-------|--------------------|-------------|------------|----------|-------|
| 3K WARM WHITE | BLACK | C141RS-L300-6W3K-B | 6 W | 300 LM | NO | IP 20 |
| 3K WARM WHITE | WHITE | C141RS-L300-6W3K-W | 6 W | 350 LM | NO | IP 20 |

Focus S

Read more
on the website

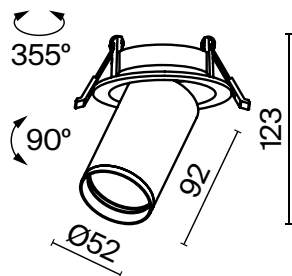
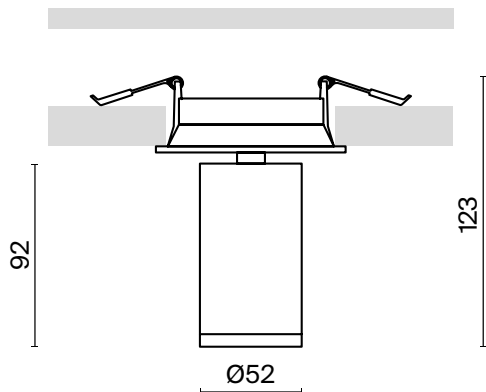


^{EN} Metal body. Swivel mechanism. Optional mounts: built-in and removable (for one or two dome lamps). Great choice of colors. The light source is a lamp with a GU10 base.

^{DE} Metallrahmen. Schwenkvorrichtung. Befestigungen zur Auswahl: Einbau- und Aufsatzbefestigungen (für einen oder zwei Lampenschirme). Große Auswahl an Farbtönen. Lichtquelle: Ein Leuchtmittel mit einer Fassung GU10.

^{IT} Corpo in metallo. Meccanismo girevole. Fissaggi a scelta: integrato e sovrapposto (per una o due plafoniere). Ampia gamma di colori. La sorgente luminosa è una lampadina con attacco GU10.

^{FR} Corps métallique. Mécanisme pivotant. Fixations au choix: encastrées et en saillie (pour un ou deux globes). Large choix de couleurs. Source de lumière: ampoule à culot GU10.



| LIGHT SOURCE | COLOR | ARTICLE | MAX W LAMPS | IP |
|--------------|------------------------|---------------|-------------|-------|
| 1 x GU10 | ■ BLACK | C048CL-U-1B | 10 W | IP 20 |
| 1 x GU10 | □ WHITE | C048CL-U-1W | 10 W | IP 20 |
| 1 x GU10 | ■ MATTE SILVER / BLACK | C048CL-U-1BS | 10 W | IP 20 |
| 1 x GU10 | ■ MATTE GOLD / BLACK | C048CL-U-1BMG | 10 W | IP 20 |
| 1 x GU10 | □ MATTE GOLD / WHITE | C048CL-U-1WMG | 10 W | IP 20 |

Focus


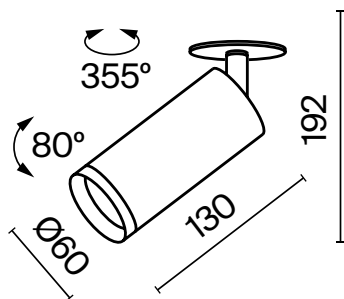
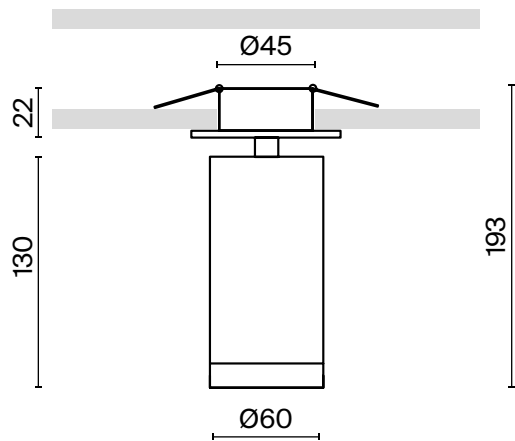
EN Metal body. The light source is a lamp with a GU10 base (not included).

DE Metallrahmen. Ein Leuchtmittel mit einer Fassung GU10 (nicht im Lieferumfang enthalten).

IT Corpo in metallo. La sorgente luminosa è una lampadina con attacco GU10 (non inclusa).

FR Corps en métal. Source de lumière: ampoule à culot GU10 (non comprise dans le lo).

Read more
on the website



| LIGHT SOURCE | COLOR | ARTICLE | MAX W LAMPS | IP |
|--------------|--------------|-------------|-------------|-------|
| 1 x GU10 | ■ BLACK | C018CL-01B | 10 W | IP 20 |
| 1 x GU10 | □ WHITE | C018CL-01W | 10 W | IP 20 |
| 1 x GU10 | ■ MATTE GOLD | C018CL-01MG | 10 W | IP 20 |



| | | | | | |
|------------------|-----|-------------------|-----|---------------------|-----|
| ARTISAN | 328 | FOCUS ZOOM | 354 | PLANET | 368 |
| ATOM | 330 | HOOP | 356 | YIN | 370 |
| CALIPSO | 332 | HYDRA | 357 | ZON | 372 |
| ELTI | 335 | LIPARI | 358 | ZOOM | 380 |
| DAFNE | 336 | ONDA | 360 | LENS | 382 |
| FOCUS | 338 | PAULINE | 362 | ALFA LED | 386 |
| FOCUS LED | 342 | VEGA | 363 | FOCUS DESIGN | 389 |
| FOCUS S | 346 | POLAR | 364 | ORLO | 390 |
| FOCUS T | 350 | SLIM | 366 | | |



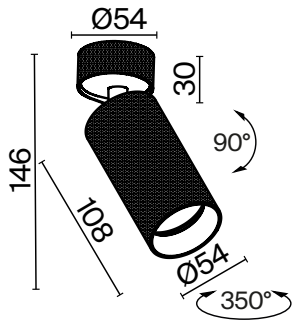
HYDRA
C090CL-15W3K-B

Artisan

Read more
on the website



EN Graphic texture, metal body. GU10 lamp (not included). An optional anti-glare grille HoneyComb-D45 ensuring a low glare factor is available for this model.
 DE Grafische Textur, Metallgehäuse. GU10- Leuchtmittel mit Sockel (nicht im Lieferumfang enthalten). Für dieses Modell ist optional ein zusätzlicher Blendschutzgitter HoneyComb-D45 erhältlich, der einen geringen Blendfaktor gewährleistet.
 IT Texture grafica, corpo in metallo. Lampada GU10 (non inclusa). Per questo modello è disponibile una griglia antiriflesso HoneyComb-D45 opzionale che assicura un basso fattore di abbagliamento.
 FR Texture graphique, corps en métal. Lampe avec culot GU10 (non incluse). Une grille anti-éblouissement HoneyComb-D45 garantissant un faible niveau d'éblouissement est disponible pour ce modèle.



ANTI-DAZZLE FILTERS HONEYCOMB-D45

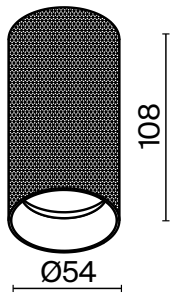
| LIGHT SOURCE | COLOR | ARTICLE | MAX W LAMPS | IP |
|--------------|------------|-------------------|-------------|-------|
| 1 x GU10 | BLACK | C082CL-01-GU10-B | 10 W | IP 20 |
| 1 x GU10 | WHITE | C082CL-01-GU10-W | 10 W | IP 20 |
| 1 x GU10 | MATTE GOLD | C082CL-01-GU10-MG | 10 W | IP 20 |

Artisan

Read more
on the website



^{EN} Graphic texture, metal body. GU10 lamp (not included). An optional anti-glare grille HoneyComb-D45 ensuring a low glare factor is available for this model.
^{DE} Grafische Textur, Metallgehäuse. GU10- Leuchtmittel mit Sockel (nicht im Lieferumfang enthalten). Für dieses Modell ist optional ein zusätzlicher Blendschutzgitter HoneyComb-D45 erhältlich, der einen geringen Blendfaktor gewährleistet.
^{IT} Texture grafica, corpo in metallo. Lampada GU10 (non inclusa). Per questo modello è disponibile una griglia antiriflesso HoneyComb-D45 opzionale che assicura un basso fattore di abbagliamento.
^{FR} Texture graphique, corps en métal. Lampe avec culot GU10 (non incluse). Une grille anti-éblouissement HoneyComb-D45 garantissant un faible niveau d'éblouissement est disponible pour ce modèle.



ANTI-DAZZLE FILTERS HONEYCOMB-D45

| LIGHT SOURCE | COLOR | ARTICLE | MAX W LAMPS | IP |
|--------------|--------------|-------------------|-------------|-------|
| 1 x GU10 | ■ BLACK | C080CL-01-GU10-B | 10 W | IP 20 |
| 1 x GU10 | □ WHITE | C080CL-01-GU10-W | 10 W | IP 20 |
| 1 x GU10 | ■ MATTE GOLD | C080CL-01-GU10-MG | 10 W | IP 20 |

Atom

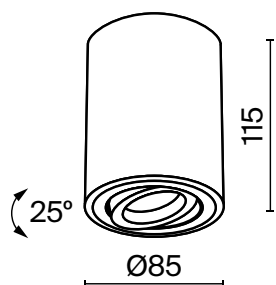
^{EN} Metal body. The light source is a lamp with a GU10 base (not included).

^{DE} Metallrahmen. Lichtquelle: Ein Leuchtmittel mit einer Fassung GU10 (nicht im Lieferumfang enthalten).

^{IT} Corpo in metallo. La sorgente luminosa è una lampadina con attacco GU10 (non inclusa).

^{FR} Corps métallique. Source de lumière: ampoule à culot GU10 (non comprise dans le lot).

Read more
on the website



| LIGHT SOURCE | COLOR | ARTICLE | MAX W LAMPS | IP |
|--------------|---------|------------|-------------|-------|
| 1 x GU10 | ■ BLACK | C016CL-01B | 10 W | IP 20 |
| 1 x GU10 | □ WHITE | C016CL-01W | 10 W | IP 20 |

Atom

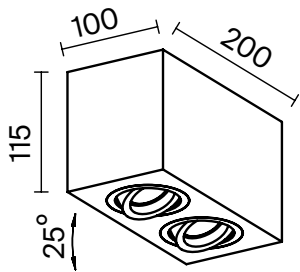
EN Metal body. The light source is a lamp with a GU10 base (not included).

DE Metallrahmen. Lichtquelle: Ein Leuchtmittel mit einer Fassung GU10 (nicht im Lieferumfang enthalten).

IT Corpo in metallo. La sorgente luminosa è una lampadina con attacco GU10 (non inclusa).

FR Corps métallique. Source de lumière: ampoule à culot GU10 (non comprise dans le lot).

Read more
on the website



| LIGHT SOURCE | COLOR | ARTICLE | MAX W LAMPS | IP |
|--------------|---------|------------|-------------|-------|
| 💡 2 x GU10 | ■ BLACK | C017CL-02B | 10 W | IP 20 |

Calipso

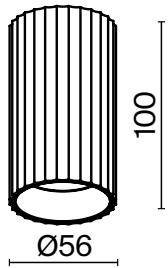
^{EN} Designer series. Metal housing with a textured, graphic pattern. Light source: replaceable GU10 lamp.

^{DE} Designer-Serie. Metallgehäuse mit grafischem Reliefmuster. Lichtquelle: austauschbares GU10- Leuchtmittel mit Sockel.

^{IT} Serie di design. Corpo in metallo con motivo grafico in rilievo. Fonte luminosa: lampada sostituibile con attacco GU10.

^{FR} Série design. Boîtier en métal avec motif graphique en relief. Source lumineuse: lampe remplaçable avec culot GU10.

Read more
on the website



ANTI-DAZZLE FILTERS HONEYCOMB-D45

| LIGHT SOURCE | COLOR | ARTICLE | MAX W LAMPS | IP |
|--------------|---------|-------------------|-------------|-------|
| 1 x GU10 | ■ BLACK | C106CL-01-GU10-B | 10 W | IP 20 |
| 1 x GU10 | □ WHITE | C106CL-01-GU10-W | 10 W | IP 20 |
| 1 x GU10 | ■ BRASS | C106CL-01-GU10-BS | 10 W | IP 20 |



Calipso

Read more
on the website

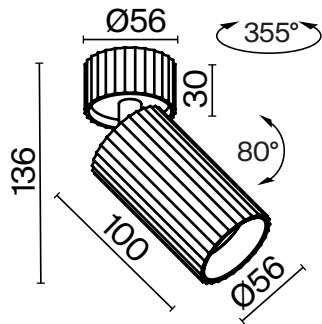


^{EN} Designer series. Metal housing with a textured, graphic pattern. Light source: replaceable GU10 lamp.

^{DE} Designer-Serie. Metallgehäuse mit grafischem Reliefmuster. Lichtquelle: austauschbares GU10- Leuchtmittel mit Sockel.

^{IT} Serie di design. Corpo in metallo con motivo grafico in rilievo. Fonte luminosa: lampada sostituibile con attacco GU10.

^{FR} Série design. Boîtier en métal avec motif graphique en relief. Source lumineuse: lampe remplaçable avec culot GU10.

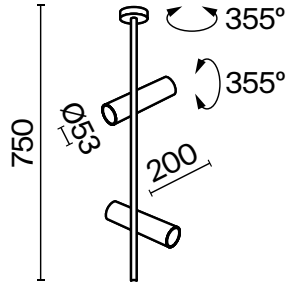


ANTI-DAZZLE FILTERS HONEYCOMB-D45

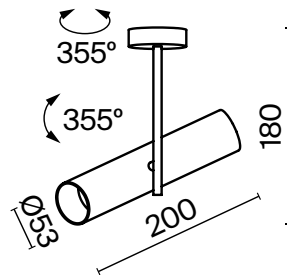
| LIGHT SOURCE | COLOR | ARTICLE | MAX W LAMPS | IP |
|--------------|---------|-------------------|-------------|-------|
| 1 x GU10 | ■ BLACK | C108CL-01-GU10-B | 10 W | IP 20 |
| 1 x GU10 | □ WHITE | C108CL-01-GU10-W | 10 W | IP 20 |
| 1 x GU10 | ■ BRASS | C108CL-01-GU10-BS | 10 W | IP 20 |

EN Metal body. Adjustment of a light flux on 360° (in a horizontal plane) and 180° (in a vertical plane). The light source is a lamp with a GU10 base (not included).
 DE Metallrahmen. Einstellbarer Lichtstrom um 360° (horizontal) und 180° (vertikal). Lichtquelle: Ein Leuchtmittel mit einer Fassung GU10 (nicht im Lieferumfang enthalten).
 IT Corpo in metallo. Regolazione del flusso luminoso su 360° (in un piano orizzontale) e 180° (in un piano verticale). La sorgente luminosa è una lampadina con attacco GU10 (non inclusa).
 FR Corps en métal. Réglage du flux lumineux à 360° (sur le plan horizontal) et à 180° (sur le plan vertical). Source de lumière: ampoule à culot GU10 (non comprise dans le lot).

Read more on the website



| LIGHT SOURCE | COLOR | ARTICLE | MAX W LAMPS | IP |
|--------------|---------|------------|-------------|-------|
| 💡 2 x GU10 | ■ BLACK | C021CL-02B | 10 W | IP 20 |
| 💡 2 x GU10 | □ WHITE | C021CL-02W | 10 W | IP 20 |



| | | | | |
|------------|----------------|-------------|------|-------|
| 💡 1 x GU10 | ■ BLACK / GOLD | C020CL-01GB | 10 W | IP 20 |
|------------|----------------|-------------|------|-------|

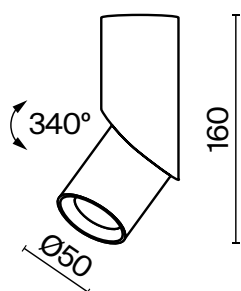
Dafne

EN Metal body. Swivel mechanism for adjusting the light flux. LED light source.
 DE Metallrahmen. Schwenkvorrichtung zur Einstellung des Lichtstroms. LED-Lichtquelle.
 IT Corpo in metallo. Meccanismo girevole per la regolazione del flusso luminoso. Sorgente luminosa LED.
 FR Corps métallique. Mécanisme pivotant pour le réglage du flux lumineux. Source de lumière LED.

Read more on the website



LEDS BRIDGELUX



| CCT | COLOR | ARTICLE | MAX W LAMPS | LIGHT FLUX | DIMMABLE | IP |
|---------------|-------|---------------|-------------|------------|----------|-------|
| 3K WARM WHITE | BLACK | C027CL-L10B | 10 W | 800 LM | NO | IP 20 |
| 3K WARM WHITE | WHITE | C027CL-L10W | 10 W | 800 LM | NO | IP 20 |
| 4K WHITE | WHITE | C027CL-L10W4K | 10 W | 1060 LM | NO | IP 20 |



Focus

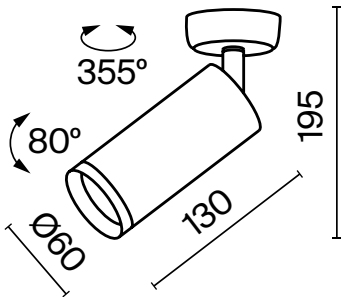
^{EN} Metal body. The light source is a lamp with a GU10 base (not included).

^{DE} Metallrahmen. Ein Leuchtmittel mit einer Fassung GU10 (nicht im Lieferumfang enthalten).

^{IT} Corpo in metallo. La sorgente luminosa è una lampadina con attacco GU10 (non inclusa).

^{FR} Corps en métal. Source de lumière: ampoule à culot GU10 (non comprise dans le lo).

Read more
on the website



| LIGHT SOURCE | COLOR | ARTICLE | MAX W LAMPS | IP |
|--------------|--------------|-------------|-------------|-------|
| 1 x GU10 | ■ BLACK | C017CW-01B | 10 W | IP 20 |
| 1 x GU10 | □ WHITE | C017CW-01W | 10 W | IP 20 |
| 1 x GU10 | ■ MATTE GOLD | C017CW-01MG | 10 W | IP 20 |



Focus

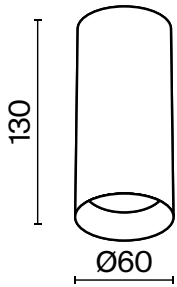
^{EN} Metal body. The light source is a lamp with a GU10 base (not included).

^{DE} Metallrahmen. Ein Leuchtmittel mit einer Fassung GU10 (nicht im Lieferumfang enthalten).

^{IT} Corpo in metallo. La sorgente luminosa è una lampadina con attacco GU10 (non inclusa).

^{FR} Corps en métal. Source de lumière: ampoule à culot GU10 (non comprise dans le lot).

Read more
on the website



| LIGHT SOURCE | COLOR | ARTICLE | MAX W LAMPS | IP |
|--------------|--------------|-------------|-------------|-------|
| 1 x GU10 | ■ BLACK | C010CL-01B | 10 W | IP 20 |
| 1 x GU10 | □ WHITE | C010CL-01W | 10 W | IP 20 |
| 1 x GU10 | ■ MATTE GOLD | C010CL-01MG | 10 W | IP 20 |



Focus LED


^{EN} Metal body. Beam angle is 50° (lens can be changed to 15°, 24°, 36°). Some models are dimmable. The LED light source is recessed into the body.

^{DE} Metallrahmen. Lichtstreuwinkel 50° (die Linse kann gegen eine andere mit dem Lichtstreuwinkel 15°, 24°, 36° ausgetauscht werden). Einige Modelle sind dimmbar. Die im Rahmen versenkte LED-Lichtquelle.

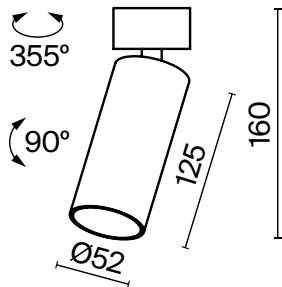
^{IT} Corpo in metallo. Angolo di diffusione 50° (lenti modificabili a 15°, 24°, 36°). Alcuni modelli sono dimmerabili. La sorgente luminosa a LED è incassata nel corpo.

^{FR} Corps métallique. Angle de diffusion de 50° (possibilité de changer la lentille à 15°, 24°, 36°). Partie des modèles avec variateur. Source de lumière LED encastrée dans le corps.

Read more on the website



LEDS EPISTAR



| CCT | COLOR | ARTICLE | MAX W LAMPS | LIGHT FLUX | DIMMABLE | IP |
|---------------|-------|---------------------|-------------|------------|----------|-------|
| 3K WARM WHITE | BLACK | C055CL-L12B3K-W-B | 12 W | 900 LM | NO | IP20 |
| 3K WARM WHITE | WHITE | C055CL-L12W3K-W-W | 12 W | 900 LM | NO | IP20 |
| 3K WARM WHITE | BLACK | C055CL-L12B3K-W-D-B | 12 W | 900 LM | TRIAC | IP20 |
| 3K WARM WHITE | WHITE | C055CL-L12W3K-W-D-W | 12 W | 900 LM | TRIAC | IP20 |
| 4K WHITE | BLACK | C055CL-L12B4K-W-B | 12 W | 900 LM | NO | IP20 |
| 4K WHITE | WHITE | C055CL-L12W4K-W-W | 12 W | 900 LM | NO | IP20 |
| 4K WHITE | BLACK | C055CL-L12B4K-W-D-B | 12 W | 900 LM | TRIAC | IP20 |
| 4K WHITE | WHITE | C055CL-L12W4K-W-D-W | 12 W | 900 LM | TRIAC | IP20 |
| 3K WARM WHITE | BRASS | C055CL-L12W3K-W-BS | 12 W | 900 LM | NO | IP 20 |



Focus LED

Read more
on the website



^{EN} Metal body. Beam angle is 50° (lens can be changed to 15°, 24°, 36°). Some models are dimmable. The LED light source is recessed into the body.

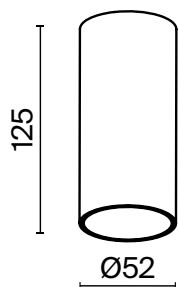
^{DE} Metallrahmen. Lichtstreuwinkel 50° (die Linse kann gegen eine andere mit dem Lichtstreuwinkel 15°, 24°, 36° ausgetauscht werden). Einige Modelle sind dimmbar. Die im Rahmen versenkte LED-Lichtquelle.

^{IT} Corpo in metallo. Angolo di diffusione 50° (lenti modificabili a 15°, 24°, 36°). Alcuni modelli sono dimmerabili. La sorgente luminosa a LED è incassata nel corpo.

^{FR} Corps métallique. Angle de diffusion de 50° (possibilité de changer la lentille à 15°, 24°, 36°). Partie des modèles avec variateur. Source de lumière LED encastrée dans le corps.



LEDS EPISTAR



| CCT | COLOR | ARTICLE | MAX W LAMPS | LIGHT FLUX | DIMMABLE | IP |
|---------------|-------|---------------------|-------------|------------|----------|-------|
| 3K WARM WHITE | BLACK | C056CL-L12B3K-W-B | 12 W | 900 LM | NO | IP 20 |
| 3K WARM WHITE | WHITE | C056CL-L12W3K-W-W | 12 W | 900 LM | NO | IP20 |
| 3K WARM WHITE | BRASS | C056CL-L12W3K-W-BS | 12 W | 900 LM | NO | IP 20 |
| 3K WARM WHITE | WHITE | C056CL-L12W3K-W-D-W | 12 W | 900 LM | TRIAC | IP20 |
| 4K WHITE | BLACK | C056CL-L12B4K-W-B | 12 W | 900 LM | NO | IP20 |
| 4K WHITE | WHITE | C056CL-L12W4K-W-W | 12 W | 900 LM | NO | IP20 |
| 4K WHITE | BLACK | C056CL-L12B4K-W-D-B | 12 W | 900 LM | TRIAC | IP20 |

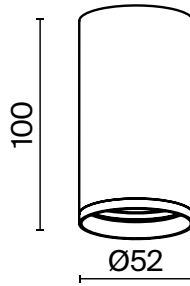


Focus S

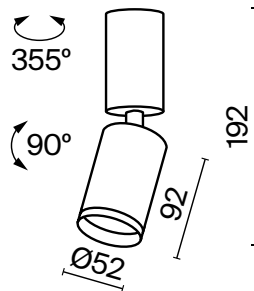
Read more
on the website



^{EN} Metal body. Swivel mechanism. Optional mounts: recessed and removable (for one or two dome lamps). Great choice of colors. The light source is a lamp with a GU10 base.
^{DE} Metallrahmen. Schwenkvorrichtung. Befestigungen zur Auswahl: Einbau- und Aufsatzbefestigungen (für einen oder zwei Lampenschirme). Große Auswahl an Farbtönen. Lichtquelle: Ein Leuchtmittel mit einer Fassung GU10.
^{IT} Corpo in metallo. Meccanismo girevole. Fissaggi a scelta: integrato e sovrapposto (per una o due plafoniere). Ampia gamma di colori. La sorgente luminosa è una lampadina con attacco GU10.
^{FR} Corps métallique. Mécanisme pivotant. Fixations au choix: encastrées et en saillie (pour un ou deux globes). Large choix de couleurs. Source de lumière: ampoule à culot GU10.



| LIGHT SOURCE | COLOR | ARTICLE | MAX W LAMPS | IP |
|--------------|--------------|-------------|-------------|-------|
| 1 x GU10 | ■ BLACK | C052CL-01B | 10 W | IP 20 |
| 1 x GU10 | □ WHITE | C052CL-01W | 10 W | IP 20 |
| 1 x GU10 | ■ MATTE GOLD | C052CL-01MG | 10 W | IP 20 |
| 1 x GU10 | ■ BRASS | C052CL-01BS | 10 W | IP 20 |



| | | | | |
|----------|--------------|-------------|------|-------|
| 1 x GU10 | ■ BLACK | C051CL-01B | 10 W | IP 20 |
| 1 x GU10 | □ WHITE | C051CL-01W | 10 W | IP 20 |
| 1 x GU10 | ■ MATTE GOLD | C051CL-01MG | 10 W | IP 20 |
| 1 x GU10 | ■ BRASS | C051CL-01BS | 10 W | IP 20 |



Focus S

Read more
on the website

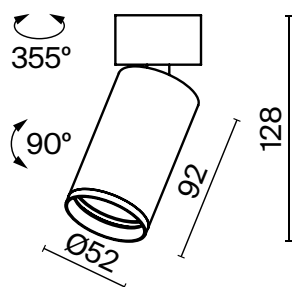


^{EN} Metal body. Swivel mechanism. Optional mounts: built-in and removable (for one or two dome lamps). Great choice of colors. The light source is a lamp with a GU10 base.

^{DE} Metallrahmen. Schwenkvorrichtung. Befestigungen zur Auswahl: Einbau- und Aufsatzbefestigungen (für einen oder zwei Lampenschirme). Große Auswahl an Farbtönen. Lichtquelle: Ein Leuchtmittel mit einer Fassung GU10.

^{IT} Corpo in metallo. Meccanismo girevole. Fissaggi a scelta: integrato e sovrapposto (per una o due plafoniere). Ampia gamma di colori. La sorgente luminosa è una lampadina con attacco GU10.

^{FR} Corps métallique. Mécanisme pivotant. Fixations au choix: encastrées et en saillie (pour un ou deux globes). Large choix de couleurs. Source de lumière: ampoule à culot GU10.



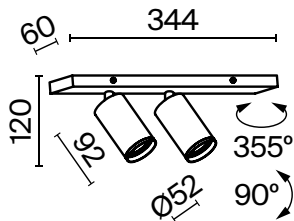
| LIGHT SOURCE | COLOR | ARTICLE | MAX W LAMPS | IP |
|--------------|--------------|--------------|-------------|-------|
| 1 x GU10 | ■ BLACK | C050CL-U-1B | 10 W | IP 20 |
| 1 x GU10 | □ WHITE | C050CL-U-1W | 10 W | IP 20 |
| 1 x GU10 | ■ MATTE GOLD | C050CL-U-1MG | 10 W | IP 20 |
| 1 x GU10 | ■ SILVER | C050CL-U-1S | 10 W | IP 20 |

Focus S

Read more
on the website



^{EN} Metal body. Swivel mechanism. Optional mounts: built-in and removable (for one or two dome lamps). Great choice of colors. The light source is a lamp with a GU10 base.
^{DE} Metallrahmen. Schwenkvorrichtung. Befestigungen zur Auswahl: Einbau- und Aufsatzbefestigungen (für einen oder zwei Lampenschirme). Große Auswahl an Farbtönen. Lichtquelle: Ein Leuchtmittel mit einer Fassung GU10.
^{IT} Corpo in metallo. Meccanismo girevole. Fissaggi a scelta: integrato e sovrapposto (per una o due plafoniere). Ampia gamma di colori. La sorgente luminosa è una lampadina con attacco GU10.
^{FR} Corps métallique. Mécanisme pivotant. Fixations au choix: encastrées et en saillie (pour un ou deux globes). Large choix de couleurs. Source de lumière: ampoule à culot GU10.



| LIGHT SOURCE | COLOR | ARTICLE | MAX W LAMPS | IP |
|--------------|------------------|----------------|-------------|-------|
| 2 x GU10 | ■ BLACK | C051CL-U-2B | 10 W | IP 20 |
| 2 x GU10 | □ WHITE | C051CL-U-2W | 10 W | IP 20 |
| 2 x GU10 | ■/■ MATTE GOLD | C051CL-U-02BMG | 10 W | IP 20 |
| 2 x GU10 | □/■ MATTE GOLD | C051CL-U-2WMG | 10 W | IP 20 |
| 2 x GU10 | ■/■ MATTE SILVER | C051CL-U-02BS | 10 W | IP 20 |
| 2 x GU10 | □/■ MATTE SILVER | C051CL-U-2WS | 10 W | IP 20 |

Focus T

Read more on the website



^{EN} A metallic housing. Their compact shade diameter and the discreet integration of the LED light source within the housing ensure a gentle and soothing illumination experience for the eyes.

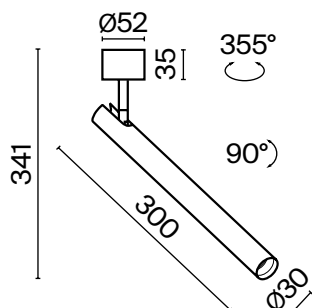
^{DE} Metallrahmen. Die Led-Lichtquelle ist für den Komfort der Augen in den Rahmen versenkt.

^{IT} Corpo e' in metallo. Il diametro compatto del paralume. La sorgente luminosa a LED è incassata nel corpo per il comfort degli occhi.

^{FR} Le boîtier est en métal. Diamètre compact du plafonnier. La source de lumière LED est noyée dans le boîtier pour le confort plus grand des yeux.



LEDS EPISTAR



ANTI-DAZZLE FILTERS HONEYCOMB-D24

COMPATIBLE WITH DRIVER

TRIAC

DALI

PSL-TR40-150-300MA-DE

PSL-DL40-S-150-300MA-DE

| CCT | COLOR | ARTICLE | MAX W LAMPS | LIGHT FLUX | DIMMABLE | IP |
|---------------|-------|--------------------|-------------|------------|----------|-------|
| 3K WARM WHITE | BLACK | C141CL-L300-6W3K-B | 6 W | 270 LM | NO | IP 20 |
| 3K WARM WHITE | WHITE | C141CL-L300-6W3K-W | 6 W | 290 LM | NO | IP 20 |

Focus T

Read more on the website



^{EN} A metallic housing. Their compact shade diameter and the discreet integration of the LED light source within the housing ensure a gentle and soothing illumination experience for the eyes.

^{DE} Metallrahmen. Die Led-Lichtquelle ist für den Komfort der Augen in den Rahmen versenkt.

^{IT} Corpo e' in metallo. Il diametro compatto del paralume. La sorgente luminosa a LED è incassata nel corpo per il comfort degli occhi.

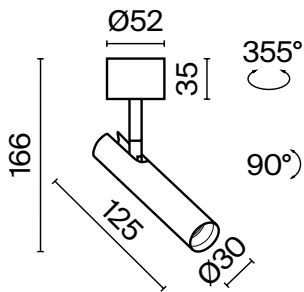
^{FR} Le boîtier est en métal. Diamètre compact du plafonnier. La source de lumière LED est noyée dans le boîtier pour le confort plus grand des yeux.



LEDS EPISTAR



ANTI-DAZZLE FILTERS HONEYCOMB-D24



COMPATIBLE WITH DRIVER

TRIAC

DALI

PSL-TR40-150-300MA-DE

PSL-DL40-S-150-300MA-DE

| CCT | COLOR | ARTICLE | MAX W LAMPS | LIGHT FLUX | DIMMABLE | IP |
|---------------|-------|----------------------|-------------|------------|----------|-------|
| 3K WARM WHITE | BLACK | C141CL-L125-6W3K-B | 6 W | 280 LM | NO | IP 20 |
| 3K WARM WHITE | WHITE | C141CL-L125-6W3K-W | 6 W | 290 LM | NO | IP 20 |
| 3K WARM WHITE | BRASS | C141CL-L125-6W3K-BBS | 6 W | 340 LM | NO | IP 20 |

Focus T

Read more
on the website



^{EN} A metallic housing. Their compact shade diameter and the discreet integration of the LED light source within the housing ensure a gentle and soothing illumination experience for the eyes.

^{DE} Metallrahmen. Die Led-Lichtquelle ist für den Komfort der Augen in den Rahmen versenkt.

^{IT} Corpo e' in metallo. Il diametro compatto del paralume. La sorgente luminosa a LED è incassata nel corpo per il comfort degli occhi.

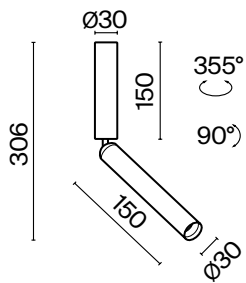
^{FR} Le boîtier est en métal. Diamètre compact du plafonnier. La source de lumière LED est noyée dans le boîtier pour le confort plus grand des yeux.



LEDS EPISTAR



ANTI-DAZZLE FILTERS HONEYCOMB-D24



COMPATIBLE WITH DRIVER

TRIAC

DALI

PSL-TR40-150-300MA-DE

PSL-DL40-S-150-300MA-DE

| CCT | COLOR | ARTICLE | MAX W LAMPS | LIGHT FLUX | DIMMABLE | IP |
|---------------|---------------|----------------|-------------|------------|----------|-------|
| 3K WARM WHITE | BLACK | C142CL-6W3K-B | 6 W | 400 LM | NO | IP 20 |
| 3K WARM WHITE | BLACK / BRASS | C142CL-6W3K-BS | 6 W | 440 LM | NO | IP 20 |



Focus Zoom

Read more
on the website




^{EN} LED ceiling luminaires of the Focus Zoom family are made of metal. Luminaires with a built-in LED light source have a high color rendering index.

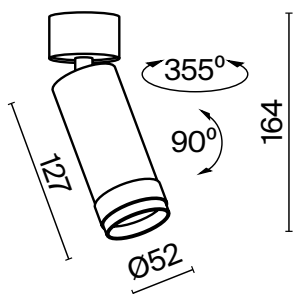
^{DE} Die LED-Deckenleuchten der Serie Focus Zoom sind aus Metall. Die Leuchten mit integrierter LED-Lichtquelle haben einen hohen Farbwiedergabeindex.

^{IT} Le lampade da soffitto a LED di serie Focus Zoom sono realizzate di metallo. Le lampade con la sorgente luminosa a LED da incasso hanno l'indice di resa cromatica.


^{FR} Les plafonniers LED de la série Focus Zoom sont en métal. Les lampes avec source de lumière LED intégrée ont un indice de rendu des couleurs.



LEDS EPISTAR



| CCT | COLOR | ARTICLE | MAX W LAMPS | LIGHT FLUX | DIMMABLE | IP |
|---------------|-------|-------------------|-------------|------------|----------|-------|
| 3K WARM WHITE | BLACK | C055CL-L12W3K-Z-B | 12 W | 790 LM | NO | IP 20 |
| 3K WARM WHITE | WHITE | C055CL-L12W3K-Z-W | 12 W | 850 LM | NO | IP 20 |
| 4K WHITE | BLACK | C055CL-L12W4K-Z-B | 12 W | 890 LM | NO | IP 20 |
| 4K WHITE | WHITE | C055CL-L12W4K-Z-W | 12 W | 960 LM | NO | IP 20 |



Hoop

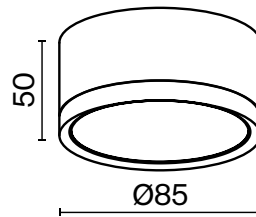
^{EN} Metal body. Light source – GX53 lamp (not included).

^{DE} Metallrahmen. Lichtquelle: Ein Leuchtmittel mit einer Fassung GX53 (nicht im Lieferumfang enthalten).

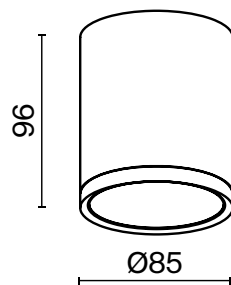
^{IT} Corpo in metallo. Sorgente luminosa – Lampada GX53 (non inclusa).

^{FR} Corps métallique. Source de lumière: ampoule GX53 (non comprise dans le lot).

Read more
on the website



| LIGHT SOURCE | COLOR | ARTICLE | MAX W LAMPS | IP |
|--------------|----------------|--------------------|-------------|-------|
| 1 x GX53 | ■ BLACK | C086CL-GX53-SRD-B | 12 W | IP 20 |
| 1 x GX53 | □ WHITE | C086CL-GX53-SRD-W | 12 W | IP 20 |
| 1 x GX53 | ■ BLACK / GOLD | C086CL-GX53-SRD-BG | 12 W | IP 20 |



| | | | | |
|----------|----------------|--------------------|------|-------|
| 1 x GX53 | ■ BLACK | C086CM-GX53-MRD-B | 12 W | IP 20 |
| 1 x GX53 | □ WHITE | C086CM-GX53-MRD-W | 12 W | IP 20 |
| 1 x GX53 | ■ BLACK / GOLD | C086CM-GX53-MRD-BG | 12 W | IP 20 |

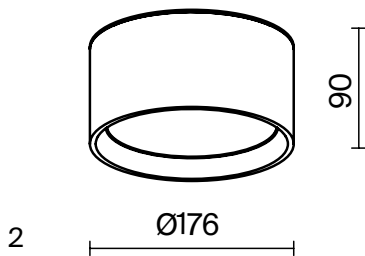
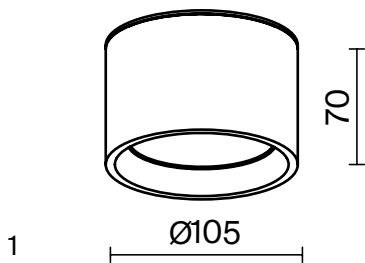
Hydra

EN Compact ceiling luminaires Hydra have an aesthetic appearance.
 DE Kompakte Hydra-Deckenleuchten haben ein ästhetisches Aussehen.
 IT Le lampade da soffitto compatte Hydra hanno un aspetto estetico.
 FR Les plafonniers compacts Hydra ont un aspect élégant.

Read more
on the website



LEDS BRIDGELUX



| 1 CCT | COLOR | ARTICLE | MAX W LAMPS | LIGHT FLUX | DIMMABLE | IP |
|---------------|--------------|-----------------|-------------|------------|----------|-------|
| 3K WARM WHITE | ■ BLACK | C090CL-10W3K-B | 10 W | 600 LM | NO | IP 44 |
| 3K WARM WHITE | □ WHITE | C090CL-10W3K-W | 10 W | 740 LM | NO | IP 44 |
| 3K WARM WHITE | ■ MATTE GOLD | C090CL-10W3K-MG | 10 W | 650 LM | NO | IP 44 |
| 2 | | | | | | |
| 3K WARM WHITE | ■ BLACK | C090CL-15W3K-B | 15 W | 1390 LM | NO | IP 44 |
| 3K WARM WHITE | □ WHITE | C090CL-15W3K-W | 15 W | 1320 LM | NO | IP 44 |
| 3K WARM WHITE | ■ MATTE GOLD | C090CL-15W3K-MG | 15 W | 1270 LM | NO | IP 44 |

Lipari

Read more
on the website

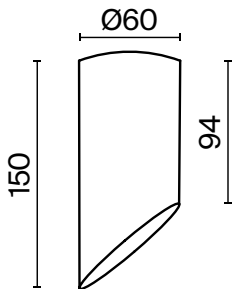


^{EN} Metal body with a trendy oblique cut of the dome lamp. The light source is a lamp with a GU10 base (not included).

^{DE} Metallrahmen mit trendigem schrägen Schnitt des Lampenschirms. Lichtquelle: Ein Leuchtmittel mit einer Fassung GU10 (nicht im Lieferumfang enthalten).

^{IT} Corpo in metallo con taglio obliquo alla moda della plafoniera. La sorgente luminosa è una lampadina con attacco GU10 (non inclusa).

^{FR} Corps métallique à coupe oblique tendance du globe. Source de de lumière: ampoule à culot GU10 (non comprise dans le lot).



| LIGHT SOURCE | COLOR | ARTICLE | MAX W LAMPS | IP |
|--------------|--------------------|--------------------|-------------|-------|
| 1 x GU10 | BLACK / MATTE GOLD | C044CL-01-15GU10-B | 10 W | IP 20 |
| 1 x GU10 | WHITE / MATTE GOLD | C044CL-01-15GU10-W | 10 W | IP 20 |



Onda

Read more
on the website

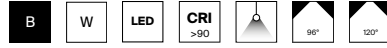


^{EN} Metal body. Wide beam angle is 120°. Swivel hinge for adjusting the light flux. LED light source.

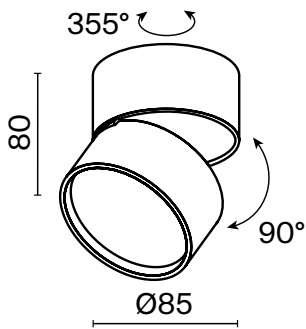
^{DE} Metallrahmen. Breiter Lichtstreuungswinkel 120°. Schwenkscharnier zur Einstellung des Lichtstroms. LED-Lichtquelle.

^{IT} Corpo in metallo. Ampio angolo di diffusione 120°. Cerniera girevole per la regolazione del flusso luminoso. Sorgente luminosa LED.

^{FR} Corps métallique. Grand angle de diffusion de 120°. Charnière pivotante pour le réglage du flux lumineux. Source de lumière LED.



LEDS BRIDGELUX



COMPATIBLE WITH DRIVER

TRIAC

DALI

*PSL-TR40-300MA-DE

*PSL-DL40-S-300MA-DE

| CCT | COLOR | ARTICLE | MAX W LAMPS | LIGHT FLUX | DIMMABLE | IP |
|---------------|-------|---------------------|-------------|------------|----------|-------|
| 2.7K WARM | BLACK | *C024CL-12W2.7K-B-1 | 12 W | 700 LM | NO | IP 20 |
| 2.7K WARM | WHITE | *C024CL-12W2.7K-W-1 | 12 W | 910 LM | NO | IP 20 |
| 3K WARM WHITE | BLACK | *C024CL-12W3K-B-1 | 12 W | 780 LM | NO | IP 20 |
| 3K WARM WHITE | WHITE | *C024CL-12W3K-W-1 | 12 W | 850 LM | NO | IP 20 |
| 3K WARM WHITE | BLACK | C024CL-L12B3K | 12 W | 650 LM | NO | IP 20 |
| 4K WHITE | BLACK | C024CL-L12B4K | 12 W | 700 LM | NO | IP 20 |

Onda

Read more on the website



^{EN} Metal body. Wide beam angle is 120°. Swivel hinge for adjusting the light flux. LED light source.

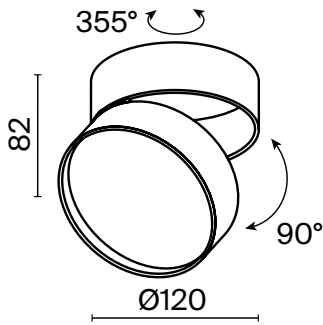
^{DE} Metallrahmen. Breiter Lichtstreuwinkel 120°. Schwenkscharnier zur Einstellung des Lichtstroms. LED-Lichtquelle.

^{IT} Corpo in metallo. Ampio angolo di diffusione 120°. Cerniera girevole per la regolazione del flusso luminoso. Sorgente luminosa LED.

^{FR} Corps métallique. Grand angle de diffusion de 120°. Charnière pivotante pour le réglage du flux lumineux. Source de lumière LED.



LEDS BRIDGELUX



COMPATIBLE WITH DRIVER

TRIAC

DALI

*PSL-TR40-300MA-DE

*PSL-DL40-S-300MA-DE

| CCT | COLOR | ARTICLE | MAX W LAMPS | LIGHT FLUX | DIMMABLE | IP |
|---------------|-------|-------------------|-------------|------------|----------|-------|
| 4K WHITE | BLACK | C024CL-L18B4K | 18 W | 1000 LM | NO | IP 20 |
| 3K WARM WHITE | BLACK | *C024CL-18W3K-B-1 | 18 W | 1370 LM | NO | IP 20 |
| 3K WARM WHITE | WHITE | *C024CL-18W3K-W-1 | 18 W | 1490 LM | NO | IP 20 |

Pauline

Read more
on the website

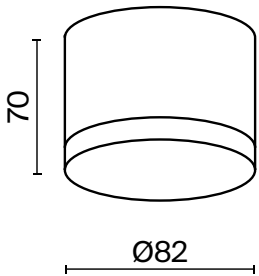


^{EN} Aluminium fittings. Light source: GX53 lamp (not included).

^{DE} Material der Beschläge - Aluminium. Lichtquelle – ein Leuchtmittel GX53 (nicht im Lieferumfang enthalten).

^{IT} Il materiale dell'armatura è l'alluminio. La sorgente luminosa è una lampada GX53 (non e' inclusa).

^{FR} Le matériau de l'armature est en aluminium. Source de lumière - Lampe GX53 (non incluse).



| LIGHT SOURCE | COLOR | ARTICLE | MAX W LAMPS | IP |
|--------------|---------|---------------|-------------|-------|
| 1 x GX53 | ■ BLACK | C087CL-GX53-B | 12 W | IP 44 |
| 1 x GX53 | □ WHITE | C087CL-GX53-W | 12 W | IP 44 |

Vega

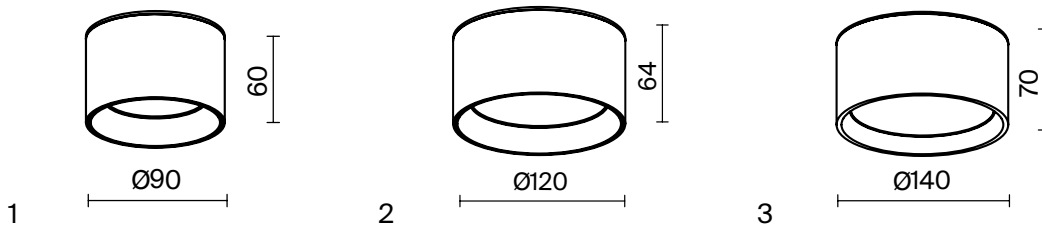
Read more
on the website



^{EN} The compact ceiling luminaires, among the most sought-after models in the lighting market, seamlessly integrate into spaces. These fixtures incorporate energy-efficient LED light sources.
^{DE} Kompakte Deckenleuchten, die zu den begehrtesten Modellen auf dem Beleuchtungsmarkt gehören, problemlos im Raum integrierbar. Diese Leuchten sind mit energieeffizienten LED-Lichtquellen ausgestattet.
^{IT} Lampade da soffitto compatte, tra i modelli più ricercati nel mercato dell'illuminazione, che si integrano perfettamente negli spazi. Questi apparecchi incorporano sorgenti luminose LED a risparmio energetico.
^{FR} Les plafonniers compacts, parmi les modèles les plus recherchés sur le marché de l'éclairage, s'intègrent facilement dans les espaces. Ces luminaires intègrent des sources lumineuses LED à faible consommation d'énergie.



LEDS SANAN



| 1 CCT | COLOR | ARTICLE | MAX W LAMPS | LIGHT FLUX | DIMMABLE | IP |
|---------------|------------|------------------|-------------|------------|----------|-------|
| 3K WARM WHITE | BLACK | C089CL-8W3K-B | 8 W | 580 LM | NO | IP 20 |
| 3K WARM WHITE | WHITE | C089CL-8W3K-W | 8 W | 580 LM | NO | IP 20 |
| 3K WARM WHITE | MATTE GOLD | C089CL-8W3K-BMG | 8 W | 580 LM | NO | IP 20 |
| 2 | | | | | | |
| 3K WARM WHITE | BLACK | C089CL-12W3K-B | 12 W | 890 LM | NO | IP 20 |
| 3K WARM WHITE | WHITE | C089CL-12W3K-W | 12 W | 890 LM | NO | IP 20 |
| 3K WARM WHITE | MATTE GOLD | C089CL-12W3K-BMG | 12 W | 890 LM | NO | IP 20 |
| 3 | | | | | | |
| 3K WARM WHITE | BLACK | C089CL-15W3K-B | 15 W | 1020 LM | NO | IP 20 |
| 3K WARM WHITE | WHITE | C089CL-15W3K-W | 15 W | 1020 LM | NO | IP 20 |
| 3K WARM WHITE | MATTE GOLD | C089CL-15W3K-BMG | 15 W | 1030 LM | NO | IP 20 |

Polar

Read more
on the website

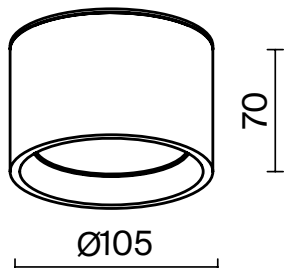


^{EN} Modern design. Metal body. Up-to-date colors: black, white and matte gold. The light source - GX53 lamp (not included) - provides effective lighting of the space.

^{DE} Modernes Design. Metallrahmen. Aktuelle Farben - Schwarz, Weiß und Mattes Gold. Lichtquelle - ein Leuchtmittel mit einer GX53-Fassung (nicht im Lieferumfang enthalten) sorgt für eine wirkungsvolle Raumbelichtung.

^{IT} Il design moderno. Corpo e' di metallo. I colori attuali sono nero, bianco ed oro opaco. La sorgente luminosa e' la lampada di GX53 (non inclusa in set completo) fornisce un'illuminazione efficiente dello spazio.

^{FR} Design moderne. Corps en métal. Couleurs actuelles - noir, blanc et or mat. Source de lumière - la lampe GX53 (non incluse) fournit un éclairage efficace de l'espace.



| LIGHT SOURCE | COLOR | ARTICLE | MAX W LAMPS | IP |
|--------------|--------------|----------------|-------------|-------|
| 1 x GX53 | ■ BLACK | C088CL-GX53-B | 12 W | IP 20 |
| 1 x GX53 | □ WHITE | C088CL-GX53-W | 12 W | IP 20 |
| 1 x GX53 | ■ MATTE GOLD | C088CL-GX53-MG | 12 W | IP 20 |



Slim

Read more
on the website

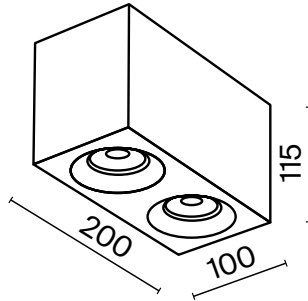


^{EN} Metal body. Some models with a lamp recessed deep into the body. Light source with GU10 base (not included).

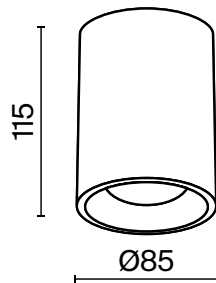
^{DE} Metallrahmen. Einige Modelle haben ein im Rahmen versenktes Leuchtmittel. Eine Lichtquelle mit einer Fassung GU10 (nicht im Lieferumfang enthalten).

^{IT} Corpo in metallo. Alcuni modelli con una lampadina incassata in profondità nel corpo. Sorgente luminosa con attacco GU10 (non inclusa).

^{FR} Corps en métal. Partie des modèles avec ampoule profondément encastrée dans le corps. Source de lumière à culot GU10 (non comprise dans le lot).



| LIGHT SOURCE | COLOR | ARTICLE | MAX W LAMPS | IP |
|--------------|---------|------------|-------------|-------|
| 💡 2 x GU10 | ■ BLACK | C015CL-02B | 10 W | IP 20 |
| 💡 2 x GU10 | □ WHITE | C015CL-02W | 10 W | IP 20 |



| | | | | |
|------------|---------|------------|------|-------|
| 💡 1 x GU10 | ■ BLACK | C014CL-01B | 10 W | IP 20 |
| 💡 1 x GU10 | □ WHITE | C014CL-01W | 10 W | IP 20 |

Slim

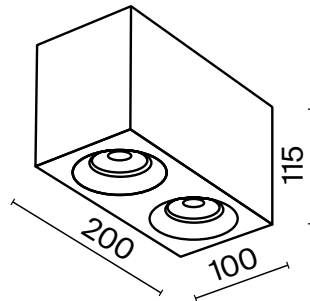
EN Metal body. Some models with a lamp recessed deep into the body. Light source with GU10 base (not included).

DE Metallrahmen. Einige Modelle haben ein im Rahmen versenktes Leuchtmittel. Eine Lichtquelle mit einer Fassung GU10 (nicht im Lieferumfang enthalten).

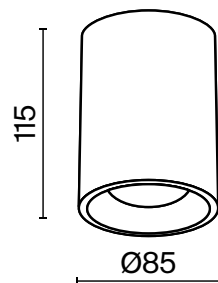
IT Corpo in metallo. Alcuni modelli con una lampadina incassata in profondità nel corpo. Sorgente luminosa con attacco GU10 (non inclusa).

FR Corps en métal. Partie des modèles avec ampoule profondément encastrée dans le corps. Source de lumière à culot GU10 (non comprise dans le lot).

Read more
on the website



| LIGHT SOURCE | COLOR | ARTICLE | MAX W LAMPS | IP |
|--------------|---------|------------|-------------|-------|
| 💡 2 x GU10 | ☐ WHITE | C013CL-02W | 10 W | IP 20 |



| | | | | |
|------------|---------|------------|------|-------|
| 💡 1 x GU10 | ■ BLACK | C012CL-01B | 10 W | IP 20 |
| 💡 1 x GU10 | ☐ WHITE | C012CL-01W | 10 W | IP 20 |

Planet

EN Metal body. Wide scattering angle is 120°. Two LED light sources for basic and decorative lighting.

DE Metallrahmen. Breiter Lichtstreuwinkel 120°. Zwei LED-Lichtquellen für Haupt- und dekorative Beleuchtung.

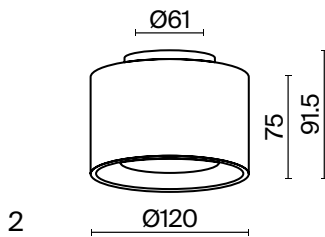
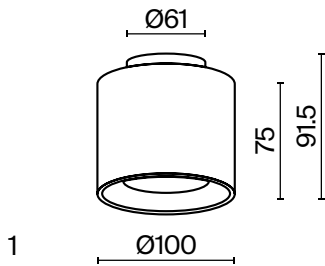
IT Corpo in metallo. Ampio angolo di diffusione 120°. Due sorgenti luminose a LED per l'illuminazione di base e decorativa.

FR Corps métallique. Grand angle de diffusion de 120°. Deux sources de lumière LED pour l'éclairage principal et décoratif.

Read more on the website



LEDS BRIDGELUX



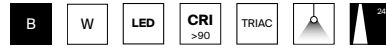
| 1 CCT | COLOR | ARTICLE | MAX W LAMPS | LIGHT FLUX | DIMMABLE | IP |
|---------------|---------|---------------|-------------|------------|----------|-------|
| 3K WARM WHITE | ■ BLACK | C009CW-L12B | 12 W | 550 LM | NO | IP 20 |
| 3K WARM WHITE | □ WHITE | C009CW-L12W | 12 W | 750 LM | NO | IP 20 |
| 4K WHITE | ■ BLACK | C009CW-L12B4K | 12 W | 500 LM | NO | IP 20 |
| 2 | | | | | | |
| 3K WARM WHITE | ■ BLACK | C009CW-L16B | 16 W | 800 LM | NO | IP 20 |



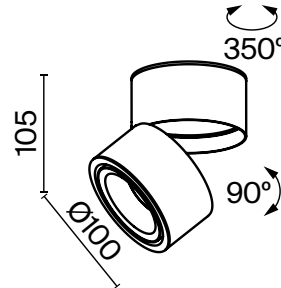
Read more
on the website



^{EN} Metal body. Swivel mechanism for adjusting the light flux. Some models are dimmable. LED light source.
^{DE} Metallrahmen. Schwenkvorrichtung zur Einstellung des Lichtstroms. Einige Modelle sind dimmbar. LED-Lichtquelle.
^{IT} Corpo in metallo. Meccanismo girevole per la regolazione del flusso luminoso. Alcuni modelli sono dimmerabili. Sorgente luminosa LED.
^{FR} Corps métallique. Mécanisme pivotant pour le réglage du flux lumineux. Partie des modèles avec variateur. Source de lumière LED.



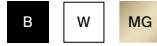
LEDS BRIDGELUX



| CCT | COLOR | ARTICLE | MAX W LAMPS | LIGHT FLUX | DIMMABLE | IP | |
|--------|------------|---------|---------------------|------------|----------|-------|-------|
| 3K | WARM WHITE | BLACK | C084CL-15W3K-B | 15 W | 950 LM | NO | IP 20 |
| 3K | WARM WHITE | WHITE | C084CL-15W3K-W | 15 W | 1070 LM | NO | IP 20 |
| 4K | WHITE | BLACK | C084CL-15W4K-B | 15 W | 1030 LM | NO | IP 20 |
| 4K | WHITE | WHITE | C084CL-15W4K-W | 15 W | 1120 LM | NO | IP 20 |
| 3K | WARM WHITE | BLACK | C084CL-15W3K-D-B | 15 W | 700 LM | TRIAC | IP 20 |
| 3K | WARM WHITE | WHITE | C084CL-15W3K-D-W | 15 W | 1200 LM | TRIAC | IP 20 |
| 4K | WHITE | BLACK | C084CL-15W4K-D-B | 15 W | 970 LM | TRIAC | IP 20 |
| 4K | WHITE | WHITE | C084CL-15W4K-D-W | 15 W | 1060 LM | TRIAC | IP 20 |
| 3-4-6K | ADJUSTABLE | BLACK | C084CL-15W3K-D-B-DE | 15 W | 1207 LM | NO | IP 20 |
| 3-4-6K | ADJUSTABLE | WHITE | C084CL-15W3K-D-W-DE | 15 W | 1359 LM | NO | IP 20 |

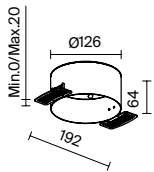


Read more on the website

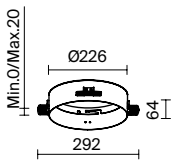


| SYSTEM ELEMENT | COLOR | ARTICLE |
|----------------|-------|---------|
|----------------|-------|---------|

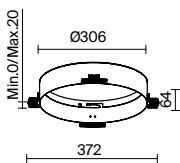
ACCESSORIES WHITE DLA032-TRS12-W



ACCESSORIES WHITE DLA032-TRS24-W



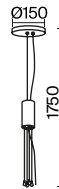
ACCESSORIES WHITE DLA032-TRS36-W



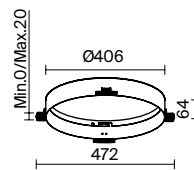
| SYSTEM ELEMENT | COLOR | ARTICLE |
|----------------|-------|---------|
|----------------|-------|---------|

UNIVERSAL ACCESSORY FOR ZON PENDANT MOUNTING

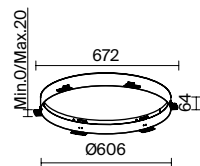
- BLACK C032C-04-B-1
- MATTE GOLD C032C-04-MG-1
- WHITE C032C-04-W-1



ACCESSORIES WHITE DLA032-TRS45-W



ACCESSORIES WHITE DLA032-TRS90-W



Read more
on the website




^{EN} Metal body. Five power and size options. High color rendering index and no pulsation. Possibility of suspended installation.

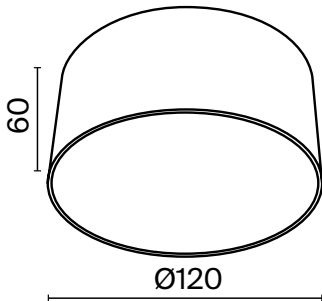
^{DE} Metallrahmen. Hoher Farbwiedergabeindex und Pulsationsfreiheit. Möglichkeit der aufgehängten Montage.

^{IT} Corpo e' in metallo. L'alto indice di resa cromatica e nessuna ondulazione. La possibilità di montaggio a sospensione.

^{FR} Boîtier métallique. Indice de rendu des couleurs élevé et aucune ondulation. Possibilité de montage à suspension.



LEDS EPISTAR



COMPATIBLE WITH DRIVER

TRIAC

DALI

*PSL-TR40-300MA-DE

*PSL-DL40-S-300MA-DE

| CCT | COLOR | ARTICLE | MAX W LAMPS | LIGHT FLUX | DIMMABLE | IP |
|---------------|------------|--------------------|-------------|------------|----------|-------|
| 3K WARM WHITE | BLACK | C032CL-12W3K-RD-B | 12 W | 560 LM | NO | IP 20 |
| 3K WARM WHITE | MATTE GOLD | C032CL-12W3K-RD-MG | 12 W | 600 LM | NO | IP 20 |
| 3K WARM WHITE | WHITE | C032CL-12W3K-RD-W | 12 W | 660 LM | NO | IP 20 |

Read more
on the website

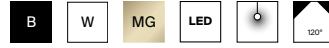


^{EN} Metal body. Five power and size options. High color rendering index and no pulsation. Possibility of suspended installation.

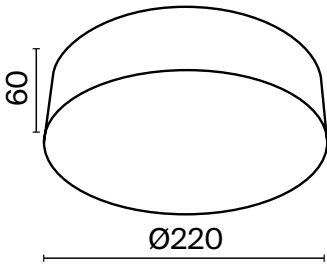
^{DE} Metallrahmen. Hoher Farbwiedergabeindex und Pulsationsfreiheit. Möglichkeit der aufgehängten Montage.

^{IT} Corpo e' in metallo. L'alto indice di resa cromatica e nessuna ondulazione. La possibilità di montaggio a sospensione.

^{FR} Boîtier métallique. Indice de rendu des couleurs élevé et aucune ondulation. Possibilité de montage à suspension.



LEDS EPISTAR



| CCT | COLOR | ARTICLE | MAX W LAMPS | LIGHT FLUX | DIMMABLE | IP |
|---------------|------------|--------------------|-------------|------------|----------|-------|
| 3K WARM WHITE | BLACK | C032CL-24W3K-RD-B | 24 W | 1240 LM | NO | IP 20 |
| 3K WARM WHITE | MATTE GOLD | C032CL-24W3K-RD-MG | 24 W | 1420 LM | NO | IP 20 |
| 3K WARM WHITE | WHITE | C032CL-24W3K-RD-W | 24 W | 1690 LM | NO | IP 20 |

Read more
on the website




^{EN} Metal body. Five power and size options. High color rendering index and no pulsation. Possibility of suspended installation.

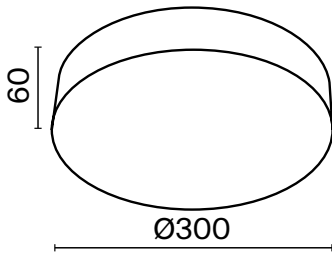
^{DE} Metallrahmen. Hoher Farbwiedergabeindex und Pulsationsfreiheit. Möglichkeit der aufgehängten Montage.

^{IT} Corpo e' in metallo. L'alto indice di resa cromatica e nessuna ondulazione. La possibilità di montaggio a sospensione.

^{FR} Boîtier métallique. Indice de rendu des couleurs élevé et aucune ondulation. Possibilité de montage à suspension.



LEDS EPISTAR



| CCT | COLOR | ARTICLE | MAX W LAMPS | LIGHT FLUX | DIMMABLE | IP |
|---------------|------------|--------------------|-------------|------------|----------|-------|
| 3K WARM WHITE | BLACK | C032CL-36W3K-RD-B | 36 W | 1800 LM | NO | IP 20 |
| 3K WARM WHITE | MATTE GOLD | C032CL-36W3K-RD-MG | 36 W | 2220 LM | NO | IP 20 |
| 3K WARM WHITE | WHITE | C032CL-36W3K-RD-W | 36 W | 2610 LM | NO | IP 20 |





Read more
on the website

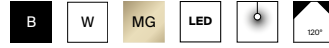


^{EN} Metal body. Five power and size options. High color rendering index and no pulsation. Possibility of suspended installation.

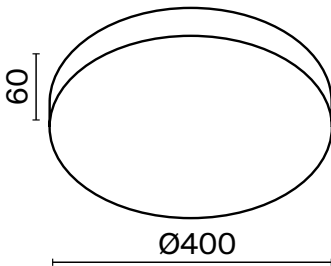
^{DE} Metallrahmen. Hoher Farbwiedergabeindex und Pulsationsfreiheit. Möglichkeit der aufgehängten Montage.

^{IT} Corpo e' in metallo. L'alto indice di resa cromatica e nessuna ondulazione. La possibilità di montaggio a sospensione.

^{FR} Boîtier métallique. Indice de rendu des couleurs élevé et aucune ondulation. Possibilité de montage à suspension.



LEDS EPISTAR



| CCT | COLOR | ARTICLE | MAX W LAMPS | LIGHT FLUX | DIMMABLE | IP |
|---------------|------------|--------------------|-------------|------------|----------|-------|
| 3K WARM WHITE | BLACK | C032CL-45W3K-RD-B | 45 W | 2540 LM | NO | IP 20 |
| 3K WARM WHITE | MATTE GOLD | C032CL-45W3K-RD-MG | 45 W | 2880 LM | NO | IP 20 |
| 3K WARM WHITE | WHITE | C032CL-45W3K-RD-W | 45 W | 3160 LM | NO | IP 20 |

Read more
on the website




^{EN} Metal body. Five power and size options. High color rendering index and no pulsation. Possibility of suspended installation.

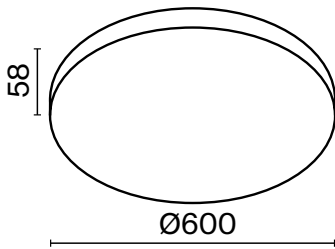
^{DE} Metallrahmen. Hoher Farbwiedergabeindex und Pulsationsfreiheit. Möglichkeit der aufgehängten Montage.

^{IT} Corpo e' in metallo. L'alto indice di resa cromatica e nessuna ondulazione. La possibilità di montaggio a sospensione.

^{FR} Boîtier métallique. Indice de rendu des couleurs élevé et aucune ondulation. Possibilité de montage à suspension.



LEDS EPISTAR



| CCT | COLOR | ARTICLE | MAX W LAMPS | LIGHT FLUX | DIMMABLE | IP |
|---------------|------------|--------------------|-------------|------------|----------|-------|
| 3K WARM WHITE | BLACK | C032CL-90W3K-RD-B | 90 W | 4900 LM | NO | IP 20 |
| 3K WARM WHITE | MATTE GOLD | C032CL-90W3K-RD-MG | 90 W | 4970 LM | NO | IP 20 |
| 3K WARM WHITE | WHITE | C032CL-90W3K-RD-W | 90 W | 7410 LM | NO | IP 20 |

Zoom

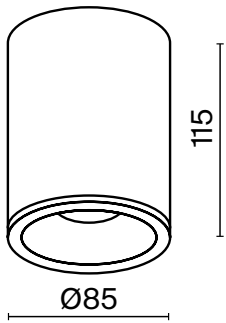
^{EN} Metal body. High protection class IP65. Light source - GU10 lamp (not included).

^{DE} Metallrahmen. Hohe Schutzart IP65. Lichtquelle: Ein Leuchtmittel mit einer Fassung GU10 (nicht im Lieferumfang enthalten).

^{IT} Corpo in metallo. Classe di protezione elevata IP65. Sorgente luminosa - Lampadina GU10 (non inclusa).

^{FR} Corps en métal. Haute classe de protection IP65. Source de lumière: ampoule GU10 (non comprise dans le lot).

Read more
on the website

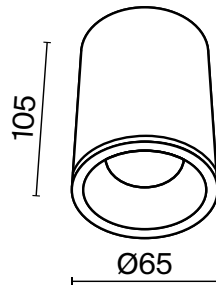


| LIGHT SOURCE | COLOR | ARTICLE | MAX W LAMPS | IP |
|--------------|---------|------------|-------------|-------|
| 1 x GU10 | ■ BLACK | C029CL-01B | 10 W | IP 54 |
| 1 x GU10 | □ WHITE | C029CL-01W | 10 W | IP 54 |

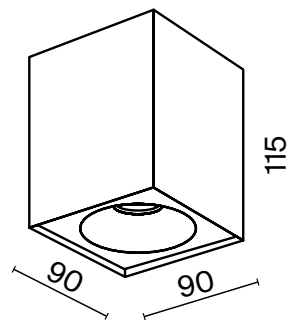
Zoom

EN Metal body. High protection class IP65. Light source - GU10 lamp (not included).
 DE Metallrahmen. Hohe Schutzart IP65. Lichtquelle: Ein Leuchtmittel mit einer Fassung GU10 (nicht im Lieferumfang enthalten).
 IT Corpo in metallo. Classe di protezione elevata IP65. Sorgente luminosa - Lampadina GU10 (non inclusa).
 FR Corps en métal. Haute classe de protection IP65. Source de lumière: ampoule GU10 (non comprise dans le lot).

Read more
on the website



| LIGHT SOURCE | COLOR | ARTICLE | MAX W LAMPS | IP |
|--------------|---------|---------------|-------------|-------|
| 1 x GU10 | ■ BLACK | C029CL-01-S-B | 10 W | IP 65 |
| 1 x GU10 | □ WHITE | C029CL-01-S-W | 10 W | IP 65 |



| | | | | |
|----------|---------|------------|------|-------|
| 1 x GU10 | ■ BLACK | C030CL-01B | 10 W | IP 54 |
| 1 x GU10 | □ WHITE | C030CL-01W | 10 W | IP 54 |

Lens

Read more
on the website




^{EN} Housing material: Metal. The luminaire includes a clear lens, providing a studio-like effect.

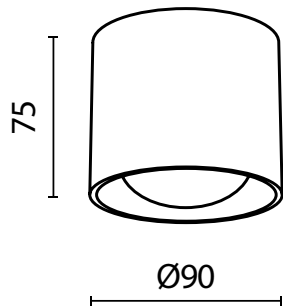
^{DE} Metallgehäuse. Die Leuchte hat eine transparente Linse, die einen studioähnlichen Effekt erzeugt.

^{IT} Corpo in metallo. La lampada comprende una lente trasparente, che crea un effetto studio. Con l'anello di messa a fuoco è possibile regolare la chiarezza della macchia luminosa.

^{FR} Boîtier en métal. Le luminaire est doté d'une lentille transparente, offrant un effet semblable à celui d'un studio.



LEDS BRIDGELUX



| CCT | COLOR | ARTICLE | MAX W LAMPS | LIGHT FLUX | DIMMABLE | IP |
|--|--|----------------|-------------|------------|----------|-------|
| 3K WARM WHITE | ■ BLACK | C217CL-15W3K-B | 15 W | 600 LM | NO | IP 20 |
| 3K WARM WHITE | □ WHITE | C217CL-15W3K-W | 15 W | 600 LM | NO | IP 20 |

Lens

Read more
on the website




^{EN} Housing material: Metal. The luminaire includes a clear lens, providing a studio-like effect.

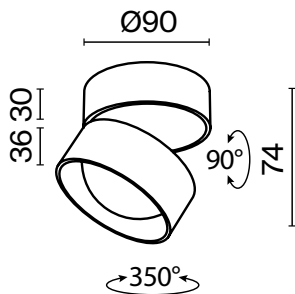
^{DE} Metallgehäuse. Die Leuchte hat eine transparente Linse, die einen studioähnlichen Effekt erzeugt.

^{IT} Corpo in metallo. La lampada comprende una lente trasparente, che crea un effetto studio. Con l'anello di messa a fuoco è possibile regolare la chiarezza della macchia luminosa.

^{FR} Boîtier en métal. Le luminaire est doté d'une lentille transparente, offrant un effet semblable à celui d'un studio.



LEDS BRIDGELUX



| CCT | COLOR | ARTICLE | MAX W LAMPS | LIGHT FLUX | DIMMABLE | IP |
|---------------|-------|----------------|-------------|------------|----------|-------|
| 3K WARM WHITE | BLACK | C220CL-12W3K-B | 12 W | 970 LM | NO | IP 20 |
| 3K WARM WHITE | WHITE | C220CL-12W3K-W | 12 W | 970 LM | NO | IP 20 |





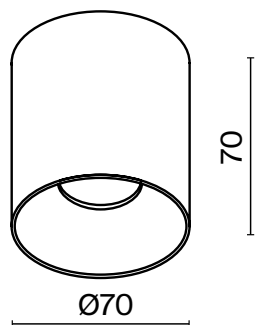
Alfa LED

EN Metal body. Some models are dimmable. LED light source.
 DE Metallrahmen. Einige Modelle sind dimmbar. LED-Lichtquelle.
 IT Corpo in metallo. Alcuni modelli sono dimmerabili. Sorgente luminosa LED.
 FR Corps métallique. Partie des modèles avec variateur. Source de lumière LED.

Read more
on the website



LEDS BRIDGELUX



| | |
|-------------------------------------|-----------|
| <input type="checkbox"/> WHITE | C064-01W |
| <input type="checkbox"/> MATTE GOLD | C064-01MG |

| CCT | COLOR | ARTICLE | MAX W LAMPS | LIGHT FLUX | DIMMABLE | IP |
|---|--------------------------------------|---------------|-------------|------------|----------|-------|
| <input checked="" type="checkbox"/> 3K WARM WHITE | <input type="checkbox"/> WHITE/BLACK | C064CL-L12W3K | 12 W | 840 LM | NO | IP 20 |

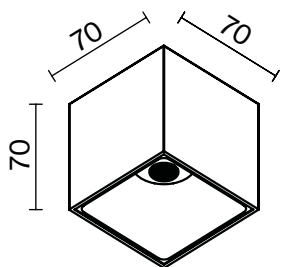
Alfa LED

EN Metal body. Some models are dimmable. LED light source.
 DE Metallrahmen. Einige Modelle sind dimmbar. LED-Lichtquelle.
 IT Corpo in metallo. Alcuni modelli sono dimmerabili. Sorgente luminosa LED.
 FR Corps métallique. Partie des modèles avec variateur. Source de lumière LED.

Read more
on the website



LEDS BRIDGELUX



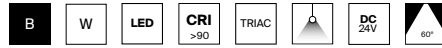
| | |
|-------------------------------------|-----------|
| <input type="checkbox"/> WHITE | C065-01W |
| <input type="checkbox"/> MATTE GOLD | C065-01MG |

| CCT | COLOR | ARTICLE | MAX W LAMPS | LIGHT FLUX | DIMMABLE | IP |
|---------------|-------|-----------------|-------------|------------|----------|-------|
| 3K WARM WHITE | BLACK | C065CL-L12B3K-D | 12 W | 840 LM | TRIAC | IP 20 |

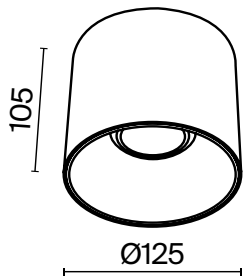
Alfa LED

EN Metal body. Some models are dimmable. LED light source.
 DE Metallrahmen. Einige Modelle sind dimmbar. LED-Lichtquelle.
 IT Corpo in metallo. Alcuni modelli sono dimmerabili. Sorgente luminosa LED.
 FR Corps métallique. Partie des modèles avec variateur. Source de lumière LED.

Read more
on the website



LEDS BRIDGELUX



| CCT | COLOR | ARTICLE | MAX W LAMPS | LIGHT FLUX | DIMMABLE | IP |
|----------|-------|------------------------|-------------|------------|----------|----|
| 4K WHITE | BLACK | C064CL-01-25W4K-D-RD-B | 25 W | 2130 LM | TRIAC | 20 |

Focus Design

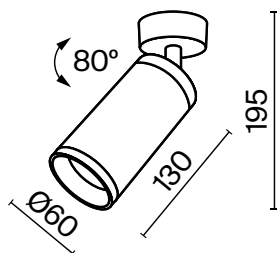
EN Textured metal body. Swivel mechanism. The light source is a lamp with a GU10 base (not included).

DE Rahmen aus Metall mit strukturiertem Muster. Schwenkvorrichtung. Lichtquelle: Ein Leuchtmittel mit einer Fassung GU10 (nicht im Lieferumfang enthalten).

IT Corpo in metallo con motivo strutturato. Meccanismo girevole. Sorgente luminosa – lampadina con attacco GU10 (non inclusa)

FR Corps métallique avec motif texturé. Mécanisme pivotant. Source de lumière: ampoule à culot GU10 (non comprise dans le lot).

Read more
on the website



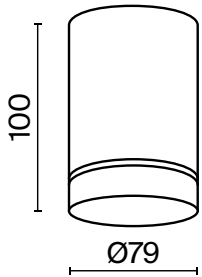
| LIGHT SOURCE | COLOR | ARTICLE | MAX W LAMPS | IP |
|--------------|-------|------------|-------------|-------|
| 1 x GU10 | BLACK | C034CL-01B | 10 W | IP 20 |
| 1 x GU10 | WHITE | C034CL-01W | 10 W | IP 20 |
| 1 x GU10 | GOLD | C034CL-01G | 10 W | IP 20 |

EN Metal body. Decorative light ring. Wide scattering angle is 120°. LED light source.
 DE Metallrahmen. Dekorativer Lichtring. Breiter Lichtstreuwinkel 120°. LED-Lichtquelle.
 IT Corpo in metallo. Anello luminoso decorativo. Ampio angolo di diffusione 120°. Sorgente luminosa LED.
 FR Corps métallique. Anneau lumineux décoratif. Grand angle de diffusion de 120°. Source de lumière LED.

Read more on the website



LEDS BRIDGELUX



COMPATIBLE WITH DRIVER

TRIAC

DALI

PSL-TR40-300MA-DE

PSL-DL40-S-300MA-DE

| CCT | COLOR | ARTICLE | MAX W LAMPS | LIGHT FLUX | DIMMABLE | IP |
|---------------|-------|---------------|-------------|------------|----------|-------|
| 3K WARM WHITE | BLACK | C085CL-9W3K-B | 9W | 250 LM | NO | IP 20 |
| 3K WARM WHITE | WHITE | C085CL-9W3K-W | 9W | 350 LM | NO | IP 20 |
| 4K WHITE | BLACK | C085CL-9W4K-B | 9W | 300 LM | NO | IP 20 |
| 4K WHITE | WHITE | C085CL-9W4K-W | 9W | 400 LM | NO | IP 20 |





On

Off

Color

Color adjustment buttons with gear icons and 'K' symbols.

1

2

Scene

3

4

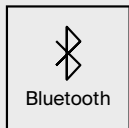
MAYTONI



At the flick of a switch

The capabilities of contemporary luminaires are profoundly elevated through the integration of smart control functions. These systems' components can be seamlessly embedded in the luminaires themselves or deployed within the electrical network. The key distinguishing factor lies in the protocols upon which they operate. Light control protocols, similar to distinct languages, vary significantly. Luminaires operating within the same protocol work together seamlessly, while those operating on divergent protocols require auxiliary devices and systems to work together.

Schematic Options of
Light Control Protocols



Smart homes are precisely that – smart. Daily tasks can be carried out without the need for human intervention. Light controls operated through Wi-Fi and Bluetooth are most common, and the choice is dependent on the specific application and requirements.

By selecting DALI, you unlock a myriad of possibilities, enabling you to:

- Administer addresses and amalgamate luminaires into distinct groups;
- Formulate and manage scenarios;
- Fine-tune brightness levels to a remarkable precision of 0.1%;
- Adjust color temperatures, affording you the capacity to institute "Biodynamic lighting.";
- Personalize operational modes, encompassing timer functionalities.

The concept of the Smart Home is becoming ever more popular and seeing widespread adoption. Central to this is lighting control, which plays an instrumental role in making homes comfortable. DALI, with its adaptability to each light source, offers an optimal solution for orchestrating lighting across diverse environments, ranging from residential spaces to industrial complexes and entire urban landscapes.

Maytoni Smart Hub

Smart Home Control Center

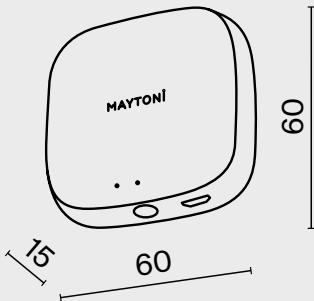


^{EN} The Maytoni Smart Hub connects to Bluetooth, Bluetooth Mesh, Zigbee smart products (devices) and is capable of connecting up to 50 devices such as Exility Smart track lights, DRC034-B remote control, and MOD147FL-L20BK floor lamp to a single smart network.

^{DE} Maytoni Smart Hub verbindet sich mit Smart-Geräten, die Bluetooth, Bluetooth Mesh oder Zigbee unterstützen, und kann bis zu 50 Geräte, wie z. B. die smarten Strahler Exility, die Fernbedienung DRC034-B und die Stehlampe MOD147FL-L20BK, in ein einziges intelligentes Netzwerk integrieren.

^{IT} Maytoni Smart Hub si connette a dispositivi intelligenti che supportano Bluetooth, Bluetooth Mesh, Zigbee e può connettere in un'unica rete intelligente fino a 50 dispositivi, come le luci da binario smart Exility, il telecomando DRC034-B e la lampada da terra MOD147FL-L20BK.

^{FR} Maytoni Smart Hub prend en charge les appareils compatibles Bluetooth, Bluetooth Mesh et Zigbee et peut connecter jusqu'à 50 appareils, tels que les éclairages sur rail Smart Exility, la télécommande DRC034-B et le lampadaire MOD147FL-L20BK, au sein d'un seul réseau intelligent.



| | |
|--|---|
| ARTICLE | MD-TRA034-W |
| PRODUCT TYPE | MAYTONI SMART HUB CCT+DIM SMART HOME CONTROL CENTER |
| NUMBER OF SUPPORTED CONNECTED WIRELESS DEVICES | UP TO 50 |
| WIFI STANDARD | 5 V 2A |
| DEGREE OF PROTECTION AGAINST DUST AND MOISTURE | IP20 |
| OPERATING TEMPERATURE | -10° C +45° C |
| RELATIVE HUMIDITY | 10% -90% OF RELATIVE HUMIDITY |
| COMPATIBILITY WITH VOICE CONTROL SYSTEMS | ALEXA ECHO, GOOGLE HOME |
| WIRELESS COMMUNICATION PROTOCOL | ZIGBEE 3.0, BLUETOOTH |
| APP FOR IOS AND ANDROID | MAYTONI SMART |
| COLOR | WHITE |
| MATERIAL | PLASTIC |

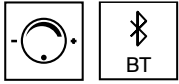
Remotes

^{EN} Smart Exility lighting remote control.

^{DE} Fernbedienung zur Steuerung der Beleuchtung Smart Exility.

^{IT} Pannello di controllo dell'illuminazione Smart Exility.

^{FR} Télécommande de l'éclairage Smart Exility.



| | |
|--|----------------------------------|
| ARTICLE | DRC034-B |
| PRODUCT TYPE | REMOTE CONTROL FOR SMART EXILITY |
| VOLTAGE | AC 100-240 B |
| DEGREE OF PROTECTION AGAINST DUST AND MOISTURE | IP20 |
| DIMMABLE | + |
| ADJUSTMENT OF COLOR TEMPERATURE | + |
| CREATION OF GROUPS | 4 |
| COLOR | BLACK/B |
| MATERIAL | PLASTIC |

Power Supply Dali

Dali power supplies are designed for dimming indoor lighting equipment using the DALI digital protocol, with extensive lighting control capabilities from wall panels and controllers.



| ARTICLE | CONTROL PROTOCOL | MAX W LAMPS | OUTPUT VOLTAGE RANGE | OUTPUT CURRENT | SIZE | IP |
|-------------------------|------------------|-------------|----------------------|----------------|-------------|-------|
| PSL-DL40-S-150-300MA-DE | DALI CCT (DT6) | 5-12W | 23-40V | 150-300MA | 130*30*20MM | IP 20 |



| | | | | | | |
|-------------------------|------------|--------|--------|-----------|-------------|-------|
| PSL-DL40-S-350-500MA-DE | DALI (DT6) | 15-20W | 23-40V | 350-500MA | 152*40*30MM | IP 20 |
|-------------------------|------------|--------|--------|-----------|-------------|-------|

Power Supply Dali

Dali power supplies are designed for dimming indoor lighting equipment using the DALI digital protocol, with extensive lighting control capabilities from wall panels and controllers.



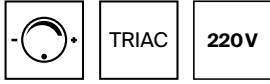
| ARTICLE | CONTROL PROTOCOL | MAX W LAMPS | OUTPUT VOLTAGE RANGE | OUTPUT CURRENT | SIZE | IP |
|----------------------------|------------------|-------------|----------------------|----------------|-------------|-------|
| PSL-DL40-3CCT-150-300MA-DE | DALI CCT (DT8) | 5-12W | 23-40V | 150-300MA | 130*30*20MM | IP 20 |



| | | | | | | |
|---------------------|------------|-----|--------|-------|-----------|-------|
| PSL-DL40-S-300MA-DE | DALI (DT6) | 12W | 23-40V | 300MA | Ø 45*25MM | IP 20 |
|---------------------|------------|-----|--------|-------|-----------|-------|

Power Supply Triac

Triac power supplies are controlled via 230 V mains and dim the luminaires via a wall-mounted dimmer. Convenient protocol without additional wires: it is enough to replace a standard switch with a dimmer. TRIAC is a simple and affordable solution for flats and small spaces.



| ARTICLE | CONTROL PROTOCOL | MAX W LAMPS | OUTPUT VOLTAGE RANGE | OUTPUT CURRENT | SIZE | IP |
|-------------------|------------------|-------------|----------------------|----------------|-----------|------|
| PSL-TR40-300MA-DE | TRIAC | 12W | 23-40V | 300MA | Ø 45*25MM | IP54 |



| | | | | | | |
|-----------------------|-------|-------|--------|-----------|-------------|------|
| PSL-TR40-150-300MA-DE | TRIAC | 5-12W | 23-40V | 150-300MA | 130*30*20MM | IP20 |
|-----------------------|-------|-------|--------|-----------|-------------|------|



| | | | | | | |
|-----------------------|-------|--------|--------|-----------|-------------|------|
| PSL-TR40-350-500MA-DE | TRIAC | 15-20W | 23-40V | 350-500MA | 152*40*30MM | IP20 |
|-----------------------|-------|--------|--------|-----------|-------------|------|

Alphabetical index

| | | | | | |
|--------------------|-----|---------------------|-----|------------------------|-----|
| 30-220-240-24-G2 | 134 | C032CL-24W3K-RD-B | 374 | C056CL-L12B4K-W-B | 344 |
| 60-220-240-24-G2 | 134 | C032CL-24W3K-RD-MG | 374 | C056CL-L12B4K-W-D-B | 344 |
| C | | C032CL-24W3K-RD-W | 374 | C056CL-L12W3K-W-BS | 344 |
| C009CW-L12B | 368 | C032CL-36W3K-RD-B | 375 | C056CL-L12W3K-W-D-W | 344 |
| C009CW-L12B4K | 368 | C032CL-36W3K-RD-MG | 375 | C056CL-L12W3K-W-W | 344 |
| C009CW-L12W | 368 | C032CL-36W3K-RD-W | 375 | C056CL-L12W4K-W-D-W | 344 |
| C009CW-L16B | 368 | C032CL-45W3K-RD-B | 378 | C056CL-L12W4K-W-W | 344 |
| C010CL-01B | 340 | C032CL-45W3K-RD-MG | 378 | C064-01MG | 386 |
| C010CL-01MG | 340 | C032CL-45W3K-RD-W | 378 | C064-01W | 386 |
| C010CL-01W | 340 | C032CL-90W3K-RD-B | 379 | C064CL-01-25W4K-D-RD-B | 388 |
| C012CL-01B | 367 | C032CL-90W3K-RD-MG | 379 | C064CL-L12W3K | 386 |
| C012CL-01W | 367 | C032CL-90W3K-RD-W | 379 | C065-01MG | 387 |
| C013CL-02W | 367 | C034CL-01B | 389 | C065-01W | 387 |
| C014CL-01B | 366 | C034CL-01G | 389 | C065CL-L12B3K-D | 387 |
| C014CL-01W | 366 | C034CL-01W | 389 | C080CL-01-GU10-B | 329 |
| C015CL-02B | 366 | C044CL-01-15GU10-B | 358 | C080CL-01-GU10-MG | 329 |
| C015CL-02W | 366 | C044CL-01-15GU10-W | 358 | C080CL-01-GU10-W | 329 |
| C016CL-01B | 330 | C048CL-U-1B | 324 | C081CL-01-GU10-B | 312 |
| C016CL-01W | 330 | C048CL-U-1BMG | 324 | C081CL-01-GU10-MG | 312 |
| C017CL-02B | 331 | C048CL-U-1BS | 324 | C081CL-01-GU10-W | 312 |
| C017CL-02W | 331 | C048CL-U-1W | 324 | C082CL-01-GU10-B | 328 |
| C017CW-01B | 338 | C048CL-U-1WMG | 324 | C082CL-01-GU10-MG | 328 |
| C017CW-01MG | 338 | C048CL-U-1WS | 324 | C082CL-01-GU10-W | 328 |
| C017CW-01W | 338 | C050CL-U-1B | 348 | C084CL-15W3K-B | 370 |
| C018CL-01B | 325 | C050CL-U-1MG | 348 | C084CL-15W3K-D-B | 370 |
| C018CL-01MG | 325 | C050CL-U-1W | 348 | C084CL-15W3K-D-B-DE | 370 |
| C018CL-01W | 325 | C051CL-01B | 346 | C084CL-15W3K-D-W | 370 |
| C020CL-01B | 335 | C051CL-01BS | 346 | C084CL-15W3K-D-W-DE | 370 |
| C020CL-01GB | 335 | C051CL-01G | 346 | C084CL-15W3K-W | 370 |
| C020CL-01W | 335 | C051CL-01MG | 346 | C084CL-15W4K-B | 370 |
| C021CL-02B | 335 | C051CL-01W | 346 | C084CL-15W4K-D-B | 370 |
| C021CL-02W | 335 | C051CL-U-2B | 349 | C084CL-15W4K-D-W | 370 |
| C024CL-12W2.7K-B-1 | 360 | C051CL-U-02BMG | 349 | C084CL-15W4K-W | 370 |
| C024CL-12W2.7K-W-1 | 360 | C051CL-U-02BS | 349 | C085CL-9W3K-B | 390 |
| C024CL-12W3K-B-1 | 360 | C051CL-U-2W | 349 | C085CL-9W3K-W | 390 |
| C024CL-12W3K-W-1 | 360 | C051CL-U-2WMG | 349 | C085CL-9W4K-B | 390 |
| C024CL-18W3K-B-1 | 361 | C051CL-U-2WS | 349 | C085CL-9W4K-W | 390 |
| C024CL-18W3K-W-1 | 361 | C052CL-01B | 346 | C086CL-GX53-SRD-B | 356 |
| C024CL-L12B3K | 360 | C052CL-01BS | 346 | C086CL-GX53-SRD-BG | 356 |
| C024CL-L12B4K | 360 | C052CL-01MG | 346 | C086CL-GX53-SRD-W | 356 |
| C024CL-L18B4K | 361 | C052CL-01W | 346 | C086CM-GX53-MRD-B | 356 |
| C024CL-L18W4K | 361 | C053CL-L12W3K-W-B | 316 | C086CM-GX53-MRD-W | 356 |
| C027CL-L10B | 336 | C053CL-L12W3K-W-W | 316 | C087CL-GX53-B | 362 |
| C027CL-L10B4K | 336 | C053CL-L12W4K-W-B | 316 | C087CL-GX53-W | 362 |
| C027CL-L10W | 336 | C053CL-L12W4K-W-W | 316 | C088CL-GX53-B | 364 |
| C027CL-L10W4K | 336 | C055CL-L12B3K-W-B | 342 | C088CL-GX53-MG | 364 |
| C029CL-01B | 380 | C055CL-L12B3K-W-D-B | 342 | C088CL-GX53-W | 364 |
| C029CL-01-S-B | 381 | C055CL-L12B4K-W-B | 342 | C089CL-8W3K-B | 363 |
| C029CL-01-S-W | 381 | C055CL-L12B4K-W-D-B | 342 | C089CL-8W3K-BMG | 363 |
| C029CL-01W | 380 | C055CL-L12W3K-W-BS | 342 | C089CL-8W3K-W | 363 |
| C030CL-01B | 381 | C055CL-L12W3K-W-D-W | 342 | C089CL-12W3K-B | 363 |
| C030CL-01W | 381 | C055CL-L12W3K-W-W | 342 | C089CL-12W3K-BMG | 363 |
| C032C-04-B-1 | 372 | C055CL-L12W3K-Z-B | 354 | C089CL-12W3K-W | 363 |
| C032C-04-MG-1 | 372 | C055CL-L12W3K-Z-W | 354 | C089CL-15W3K-B | 363 |
| C032C-04-W-1 | 372 | C055CL-L12W4K-W-D-W | 342 | C089CL-15W3K-BMG | 363 |
| C032CL-12W3K-RD-B | 373 | C055CL-L12W4K-W-W | 342 | C089CL-15W3K-W | 363 |
| C032CL-12W3K-RD-MG | 373 | C055CL-L12W4K-Z-B | 354 | C090CL-10W3K-B | 357 |
| C032CL-12W3K-RD-W | 373 | C055CL-L12W4K-Z-W | 354 | C090CL-10W3K-MG | 357 |
| | | C056CL-L12B3K-W-B | 344 | C090CL-10W3K-W | 357 |
| | | C056CL-L12B3K-W-D-B | 344 | | |

Alphabetical index

| | | | | | |
|-----------------------|----------|---------------------------|-----|----------------------|-----|
| C090CL-15W3K-B | 357 | DL025-2-01B | 250 | DL049-01W | 280 |
| C090CL-15W3K-MG | 357 | DL025-2-01W | 250 | DL049-01WG | 280 |
| C090CL-15W3K-W | 357 | DL027-2-01B | 293 | DL050-01B | 281 |
| C106CL-01-GU10-B | 332 | DL027-2-01-MG | 293 | DL050-01GB | 281 |
| C106CL-01-GU10-BS | 332 | DL027-2-01-S | 293 | DL050-01W | 281 |
| C106CL-01-GU10-W | 332 | DL027-2-01W | 293 | DL050-01WG | 281 |
| C108CL-01-GU10-B | 334 | DL028-2-01B | 255 | DL051-01-GU10-RD-W | 289 |
| C108CL-01-GU10-BS | 334 | DL028-2-01W | 255 | DL051-01-GU10-RD-WB | 289 |
| C108CL-01-GU10-W | 334 | DL029-2-01B | 255 | DL051-01-GU10-RD-WMG | 289 |
| C110CL-01-GU10-B | 314 | DL029-2-01W | 255 | DL051-01-GU10-RD-WS | 289 |
| C110CL-01-GU10-BS | 314 | DL029-2-02B | 256 | DL051-U-2W | 288 |
| C110CL-01-GU10-W | 314 | DL029-2-02W | 256 | DL051-U-2WB | 288 |
| C140RS-L200-7W3K-B | 320 | DL030-2-01B | 302 | DL051-U-2WMG | 288 |
| C140RS-L200-7W3K-BBS | 320 | DL030-2-01W | 302 | DL053-01B | 290 |
| C140RS-L200-7W3K-W | 320 | DL031-2-L12B | 303 | DL053-01BMG | 290 |
| C140RS-L300-7W3K-W | 321 | DL031-L12W3K-D-B | 303 | DL053-01W | 290 |
| C140TRS-L200-7W3K-B | 318 | DL031-L12W3K-D-W | 303 | DL053-01WB | 290 |
| C140TRS-L300-7W3K-B | 311, 319 | DL031-L12W4K-B | 303 | DL053-01WMG | 290 |
| C140TRS-L300-7W3K-BBS | 319 | DL031-L12W4K-D-B | 303 | DL055-12W3-4-6K-W | 268 |
| C140TRS-L300-7W3K-W | 319 | DL031-L12W4K-D-W | 303 | DL055-18W3-4-6K-W | 270 |
| C141CL-L125-6W3K-B | 351 | DL031-L12W4K-W | 303 | DL055-18W4K-W | 270 |
| C141CL-L125-6W3K-BBS | 351 | DL032-2-01B | 304 | DL055-24W3-4-6K-W | 271 |
| C141CL-L125-6W3K-W | 351 | DL032-2-01W | 304 | DL055-24W3K-W | 271 |
| C141CL-L300-6W3K-B | 350 | DL033-2-01B | 305 | DL056-12W3-4-6K-W | 272 |
| C141CL-L300-6W3K-W | 350 | DL033-2-01W | 305 | DL056-18W3-4-6K-W | 273 |
| C141RS-L125-6W3K-B | 322 | DL033-2-02B | 305 | DL056-24W3-4-6K-W | 274 |
| C141RS-L125-6W3K-BBS | 322 | DL033-2-02W | 305 | DL057-7W3K-B | 298 |
| C141RS-L125-6W3K-W | 322 | DL034-01-06W3K-B | 308 | DL057-7W3K-W | 298 |
| C141RS-L300-6W3K-B | 323 | DL034-01-06W3K-D-B | 308 | DL057-10W3K-B | 300 |
| C141RS-L300-6W3K-W | 323 | DL034-01-06W3K-D-W | 308 | DL057-10W3K-W | 300 |
| C142CL-6W3K-B | 352 | DL034-01-06W3K-W | 308 | DL058-7W3K-B | 282 |
| C142CL-6W3K-BS | 352 | DL034-01-06W4K-B | 308 | DL058-7W3K-BS | 282 |
| C150CL-13W3K-B | 24 | DL034-01-06W4K-D-B | 308 | DL058-7W3K-TRS-B | 286 |
| C151CL-13W3K-B | 25 | DL034-01-06W4K-D-W | 308 | DL058-7W3K-TRS-BS | 286 |
| C152PL-13W3K-B | 26 | DL034-01-06W4K-W | 308 | DL058-7W3K-TRS-W | 286 |
| C153CL-13W3K-B | 27 | DL034-L12W3K-D-B | 309 | DL058-7W3K-W | 282 |
| C217CL-15W3K-B | 382 | DL034-L12W3K-D-W | 309 | DL058-12W3K-B | 283 |
| C217CL-15W3K-W | 382 | DL034-L12W4K-B | 309 | DL058-12W3K-BS | 283 |
| C220CL-12W3K-B | 383 | DL034-L12W4K-D-B | 309 | DL058-12W3K-TRS-B | 287 |
| C220CL-12W3K-W | 383 | DL034-L12W4K-D-W | 309 | DL058-12W3K-TRS-BS | 287 |
| | | DL034-L12W4K-W | 309 | DL058-12W3K-TRS-W | 287 |
| D | | DL042-01-RD-B | 254 | DL058-12W3K-W | 283 |
| DL003-01-W | 250 | DL042-01-RD-W | 254 | DL083-01-GU10-RD-B | 294 |
| DL008-2-01-B | 264 | DL042-01-SQ-B | 254 | DL083-01-GU10-RD-S | 294 |
| DL008-2-01-W | 264 | DL042-01-SQ-W | 254 | DL083-01-GU10-RD-W | 294 |
| DL008-2-02-B | 264 | DL043-01-10W2.7K-RD-WB-DE | 244 | DL083-01-GU10-SQ-B | 294 |
| DL008-2-02-W | 264 | DL043-01-10W2.7K-RD-W-DE | 244 | DL083-01-GU10-SQ-S | 294 |
| DL015-6-L7W | 296 | DL043-01-10W4K-D-RD-WB | 244 | DL083-01-GU10-SQ-W | 294 |
| DL016-6-L12W | 296 | DL043-01-10W4K-D-SQ-WB | 246 | DL086-02-GX53-SQ-B | 262 |
| DL017-6-L18W3-4-6K | 297 | DL043-01-15W2.7K-RD-WB-DE | 245 | DL086-02-GX53-SQ-BG | 262 |
| DL023-2-01B | 252 | DL043-02-10W3K-D-SQ-WB | 248 | DL086-02-GX53-SQ-W | 262 |
| DL023-2-01W | 252 | DL043-02-10W4K-D-SQ-W | 248 | DL086-GX53-RD-B | 260 |
| DL024-2-01B | 253 | DL043-02-10W4K-SQ-WB | 248 | DL086-GX53-RD-BG | 260 |
| DL024-2-01W | 253 | DL043-02-10W4K-SQ-WB | 248 | DL086-GX53-RD-W | 260 |
| DL024-2-02B | 252 | DL043-02-15W3K-D-SQ-WB | 249 | DL086-GX53-SQ-B | 261 |
| DL024-2-02W | 252 | DL043-02-15W3K-SQ-W | 249 | DL086-GX53-SQ-BG | 261 |
| DL024-12W-DTW-B | 276 | DL043-02-15W3K-SQ-WB | 249 | DL086-GX53-SQ-W | 261 |
| DL024-12W-DTW-BMG | 276 | DL043-02-15W4K-SQ-W | 249 | DL087-GX53-RD-B | 277 |
| DL024-12W-DTW-W | 276 | DL049-01B | 280 | DL087-GX53-RD-W | 277 |
| | | DL049-01GB | 280 | DL088-GU10-RD-B | 292 |

Alphabetical index

| | | | | | |
|-----------------------|-----|------------------------|-----|------------------------|-----|
| TRO21-1-12W3K-W-BBS | 188 | TRO31-2-18W2.7K-B | 113 | TRO39-2-5W3K-W-1 | 102 |
| TRO21-1-12W3K-W-D-W | 188 | TRO31-2-18W3K-B | 113 | TRO39-2-5W4K-1 | 102 |
| TRO21-1-12W3K-W-W | 188 | TRO31-2-18W3K-W | 113 | TRO39-2-5W4K-W-1 | 102 |
| TRO21-1-12W4K | 188 | TRO31-2-18W4K-B | 113 | TRO39-4-5W3K-WW-DS-1 | 102 |
| TRO21-1-12W4K-W-D-W | 188 | TRO31-2-18W4K-W | 113 | TRO39-4-5W3K-WW-DS-W-1 | 102 |
| TRO21-1-12W4K-W-W | 188 | TRO31-4-12W3K-S-DS-B | 113 | TRO39-4-5WTW-DD2-B | 102 |
| TRO21-1-124K-Z-B | 192 | TRO31-4-12W3K-S-DS-W | 113 | TRO39-4-5WTW-DD-B | 102 |
| TRO22-1-GU10-B | 211 | TRO31-4-12WTW-DD2-B | 113 | TRO40-2-18W3K | 118 |
| TRO22-1-GU10-W | 211 | TRO31-4-12WTW-DD2-W | 113 | TRO40-2-18W3K-BBS | 118 |
| TRO28-3-GU10-B | 228 | TRO31-4-12WTW-DD-B | 113 | TRO40-2-18W3K-W | 118 |
| TRO28-3-GU10-MG | 228 | TRO31-4-12WTW-DD-W | 113 | TRO40-2-18W4K | 118 |
| TRO28-3-GU10-W | 228 | TRO31-4-18W3K-S-DS-B | 113 | TRO40-2-18W4K-W | 118 |
| TRO29-3-10W3K-B | 231 | TRO31-4-18W3K-S-DS-W | 113 | TRO40-4-18W3K-DS | 118 |
| TRO29-3-10W3K-S-B | 231 | TRO31-4-18WTW-DD2-B | 113 | TRO40-4-18W3K-DS-BBS | 118 |
| TRO29-3-10W3K-S-W | 231 | TRO31-4-18WTW-DD2-W | 113 | TRO40-4-18W3K-DS-W | 118 |
| TRO29-3-10W4K-B | 231 | TRO31-4-18WTW-DD-B | 113 | TRO40-4-18WTW-DD2-B | 118 |
| TRO29-3-10W4K-S-B | 231 | TRO31-4-18WTW-DD-W | 113 | TRO40-4-18WTW-DD2-W | 118 |
| TRO29-3-10W4K-S-W | 231 | TRO31-4-24WTW-DD2-B | 113 | TRO40-4-18WTW-DD-B | 118 |
| TRO29-3-20W3K-B | 231 | TRO31-4-24WTW-DD2-W | 113 | TRO40-4-18WTW-DD-W | 118 |
| TRO29-3-20W3K-S-B | 231 | TRO31-4-24WTW-DD-B | 113 | TRO41-2-12W3K-B | 92 |
| TRO29-3-20W3K-S-W | 231 | TRO31-4-24WTW-DD-W | 113 | TRO41-2-12W3K-BBS | 92 |
| TRO29-3-20W4K-S-B | 231 | TRO32-2-12W3K-M-BBS | 86 | TRO41-2-12W3K-W | 92 |
| TRO29-3-20W4K-S-W | 231 | TRO32-2-12W3K-S-B | 86 | TRO41-2-12W4K-B | 92 |
| TRO29-3-26W3K-S-B | 231 | TRO32-2-12W3K-S-W | 86 | TRO41-2-12W4K-W | 92 |
| TRO29-3-26W3K-S-W | 231 | TRO32-2-12W4K-S-B | 86 | TRO41-4-12W3K-M-DS-B | 92 |
| TRO29-3-26W4K-S-B | 231 | TRO32-2-12W4K-S-W | 86 | TRO41-4-12W3K-M-DS-BBS | 92 |
| TRO29-3-26W4K-S-W | 231 | TRO32-2-20W3K-S-B | 90 | TRO41-4-12W3K-M-DS-W | 92 |
| TRO29-3-30W4K-B | 231 | TRO32-2-20W3K-S-W | 90 | TRO41-4-12WTW-DD2-B | 92 |
| TRO29-3-30W4K-W | 231 | TRO32-2-20W4K-S-B | 90 | TRO41-4-12WTW-DD2-W | 92 |
| TRO30-2-12W2.7K-B | 73 | TRO32-2-20W4K-S-W | 90 | TRO41-4-12WTW-DD-B | 92 |
| TRO30-2-12W3K-B | 73 | TRO32-4-12W3K-M-DS-BBS | 86 | TRO41-4-12WTW-DD-W | 92 |
| TRO30-2-12W3K-W | 73 | TRO32-4-12W3K-S-DS-B | 86 | TRO42-2-24W3K-1 | 76 |
| TRO30-2-12W4K-B | 73 | TRO32-4-12W3K-S-DS-W | 86 | TRO42-2-24W3K-W | 76 |
| TRO30-2-12W4K-W | 73 | TRO32-4-12WTW-S-DD2-B | 86 | TRO42-2-24W4K-1 | 76 |
| TRO30-2-24W2.7K-B | 73 | TRO32-4-12WTW-S-DD2-W | 86 | TRO42-2-24W4K-W | 76 |
| TRO30-2-24W3K-B | 73 | TRO32-4-12WTW-S-DD-B | 86 | TRO42-4-24W3K-WW-DS-1 | 76 |
| TRO30-2-24W3K-W | 73 | TRO32-4-12WTW-S-DD-W | 86 | TRO42-4-24W3K-WW-DS-W | 76 |
| TRO30-2-24W4K-B | 73 | TRO32-4-20W3K-S-DS-B | 90 | TRO43-1-12W3K-B | 210 |
| TRO30-2-24W4K-W | 73 | TRO32-4-20W3K-S-DS-W | 90 | TRO43-1-12W4K-B | 210 |
| TRO30-4-12W3K-WW-DS-B | 73 | TRO32-4-20WTW-S-DD2-B | 90 | TRO44-1-12W3K-B | 220 |
| TRO30-4-12W3K-WW-DS-W | 73 | TRO32-4-20WTW-S-DD2-W | 90 | TRO80-1-6W3K-B | 166 |
| TRO30-4-12WTW-DD2-B | 73 | TRO32-4-20WTW-S-DD-B | 90 | TRO80-1-6W3K-W | 166 |
| TRO30-4-12WTW-DD2-W | 73 | TRO32-4-20WTW-S-DD-W | 90 | TRO80-1-6W4K-B | 166 |
| TRO30-4-12WTW-DD-B | 73 | TRO33-4-12WTW-DD2-B | 114 | TRO80-1-6W4K-W | 166 |
| TRO30-4-12WTW-DD-W | 73 | TRO33-4-12WTW-DD2-W | 114 | TRO80-1-12W3K-B | 166 |
| TRO30-4-24W3K-WW-DS-B | 73 | TRO33-4-12WTW-DD-B | 114 | TRO80-1-12W3K-W | 166 |
| TRO30-4-24W3K-WW-DS-W | 73 | TRO33-4-12WTW-DD-W | 114 | TRO80-1-12W4K-B | 166 |
| TRO30-4-24WTW-DD2-B | 73 | TRO36-4-12WTW-DD2-B | 78 | TRO80-1-12W4K-W | 166 |
| TRO30-4-24WTW-DD2-W | 73 | TRO36-4-12WTW-DD2-W | 78 | TRO80-1-18W3K-B | 166 |
| TRO30-4-24WTW-DD-B | 73 | TRO36-4-12WTW-DD-B | 78 | TRO80-1-18W3K-W | 166 |
| TRO30-4-24WTW-DD-W | 73 | TRO36-4-12WTW-DD-W | 78 | TRO80-1-18W4K-B | 166 |
| TRO30-4-30WTW-DD2-B | 73 | TRO38-2-5W3K-1 | 103 | TRO80-1-18W4K-W | 166 |
| TRO30-4-30WTW-DD2-W | 73 | TRO38-2-5W3K-W-1 | 103 | TRO82-1-6W3K-M-B | 169 |
| TRO30-4-30WTW-DD-B | 73 | TRO38-2-5W4K-1 | 103 | TRO82-1-6W3K-M-W | 169 |
| TRO30-4-30WTW-DD-W | 73 | TRO38-2-5W4K-W-1 | 103 | TRO82-1-6W4K-M-B | 169 |
| TRO31-2-12W2.7K-B | 113 | TRO38-4-5W3K-WW-DS-1 | 103 | TRO82-1-6W4K-M-W | 169 |
| TRO31-2-12W3K-B | 113 | TRO38-4-5W3K-WW-DS-W-1 | 103 | TRO82-1-12W3K-M-B | 169 |
| TRO31-2-12W3K-W | 113 | TRO38-4-5WTW-DD2-B | 103 | TRO82-1-12W3K-M-W | 169 |
| TRO31-2-12W4K-B | 113 | TRO38-4-5WTW-DD2-W | 103 | TRO82-1-12W4K-M-B | 169 |
| TRO31-2-12W4K-W | 113 | TRO39-2-5W3K-1 | 102 | TRO82-1-12W4K-M-W | 169 |















Alphabetical index













| | | | | | |
|----------------------|-----|-------------------------|------------|-----------------------|-----|
| TRO82-1-18W3K-M-B | 169 | TR104-1-12W3K-B-DE | 182 | TR150-1-12W3K-M-B-DE | 142 |
| TRO82-1-18W3K-M-W | 169 | TR104-1-12W3K-W-DE | 182 | TR151-1-12W2.7K-BS-DE | 140 |
| TRO82-1-18W4K-M-B | 169 | TR104-1-12W4K-B-DE | 182 | TR151-1-12W3K-B-DE | 140 |
| TRO82-1-18W4K-M-W | 169 | TR104-1-12W4K-W-DE | 182 | TR152-1-7W2.7K-BS-DE | 152 |
| TRO84-1-6W3K-B | 167 | TR104-1-24W3K-B-DE | 182 | TR152-1-7W3K-B-DE | 152 |
| TRO84-1-6W3K-W | 167 | TR104-1-24W3K-W-DE | 182 | TR153-1-10W2.7K-BS-DE | 150 |
| TRO84-1-6W4K-B | 167 | TR104-1-24W4K-B-DE | 182 | TR153-1-10W3K-B-DE | 150 |
| TRO84-1-6W4K-W | 167 | TR104-1-24W4K-W-DE | 182 | TR217-2-15W3K-B | 96 |
| TRO84-1-12W3K-B | 167 | TR106-2-12W3K-B | 106 | TR217-4-15WTW-DD2-B | 96 |
| TRO84-1-12W3K-W | 167 | TR106-2-12W3K-W | 106 | TR217-4-15WTW-DD-B | 96 |
| TRO84-1-12W4K-B | 167 | TR106-2-18W3K-B | 106 | TR218-1-GU10-BK | 181 |
| TRO84-1-12W4K-W | 167 | TR106-2-18W3K-W | 106 | TR218-1-GU10-BS | 181 |
| TRO84-1-15W3K-B | 208 | TR106-4-12W-DS-W | 106 | TR218-1-GU10-W | 181 |
| TRO84-1-15W3K-D-B | 208 | TR106-4-12W-DS-W | 106 | TR230-1-10W2.7K-BS-DE | 154 |
| TRO84-1-15W3K-D-B-DE | 208 | TR106-4-18W-DS-B | 106 | TR230-1-10W3K-B-DE | 154 |
| TRO84-1-15W3K-D-W | 208 | TR106-4-18W-DS-W | 106 | TR240-18W2.7-6K-B-DE | 40 |
| TRO84-1-15W3K-D-W-DE | 208 | TR107-2-5W3K-B | 116 | TR243-18W2.7-6K-B-DE | 41 |
| TRO84-1-15W3K-W | 208 | TR107-2-5W3K-BS | 116 | TR246-5W2.7-6K-B-DE | 42 |
| TRO84-1-15W4K-D-W | 208 | TR107-2-5W3K-W | 116 | TR247-5W2.7-6K-B-DE | 43 |
| TRO86-2-25W3K-B | 98 | TR107-4-5W-DS-B | 116 | TR248-5W2.7-6K-B-DE | 48 |
| TRO86-2-25W3K-W | 98 | TR107-4-5W-DS-BS | 116 | TR249-5W2.7-6K-B-DE | 44 |
| TRO86-2-25W4K-B | 98 | TR107-4-5W-DS-W | 116 | TR250-30W3K-B | 233 |
| TRO86-2-25W4K-W | 98 | TR108-2-10W3K-B | 94 | TR250-30W3K-BS | 233 |
| TRO86-4-25W-DS-B | 98 | TR108-4-10W3K-DS-B | 94 | TR250-30W3K-W | 233 |
| TRO86-4-25W-DS-W | 98 | TR122-2-7W3K-B | 68 | TR251-30W2.7-5K-B | 232 |
| TRO87-1-GU10-B | 194 | TR122-2-7W3K-BS | 68 | TR251-30W2.7-5K-W | 232 |
| TRO87-1-GU10-W | 194 | TR122-2-7W3K-W | 68 | TR251-40W2.7-5K-B | 232 |
| TRO88-1-GX53-B | 202 | TR122-4-7W-DS-B | 68 | TR251-40W2.7-5K-W | 232 |
| TRO88-1-GX53-MG | 202 | TR122-4-7W-DS-BS | 68 | TR252-5W2.7-6K-B-DE | 45 |
| TRO88-1-GX53-W | 202 | TR122-4-7W-DS-W | 53, 68, 69 | TR253-5W2.7-6K-B-DE | 49 |
| TRO89-1-GU10-BB | 180 | TR123-2-15W3K-B | 108 | TRAO01B-11B | 172 |
| TRO89-1-GU10-BMG | 180 | TR123-4-15W-DS-B | 108 | TRAO01B-11W | 172 |
| TRO89-1-GU10-WW | 180 | TR131-2-15W3K-B | 108 | TRAO01C-11B | 174 |
| TRO90-2-6W3K-B | 104 | TR131-4-15W-DS-B | 108 | TRAO01C-11W | 174 |
| TRO90-4-6W-DS-B | 104 | TR132-2-7W3K-B | 69 | TRAO01CB-11B | 178 |
| TRO97-2-12W2.7K-M-BB | 70 | TR132-2-7W3K-BS | 69 | TRAO01CB-11W | 178 |
| TRO97-2-12W3K-M-BB | 70 | TR132-2-7W3K-W | 69 | TRAO01CF-11B | 174 |
| TRO97-2-12W3K-M-BMG | 70 | TR132-4-7W-DS-B | 69 | TRAO01CF-11W | 174 |
| TRO97-2-12W3K-M-BW | 70 | TR132-4-7W-DS-BS | 69 | TRAO01CL-11B | 174 |
| TRO97-2-12W4K-M-BB | 70 | TR141-2-6W3K-M-B | 93 | TRAO01CL-11W | 174 |
| TRO97-2-12W4K-M-BMG | 70 | TR141-2-6W3K-M-BS | 93 | TRAO01CT-11B | 174 |
| TRO97-2-12W4K-M-BW | 70 | TR141-2-6W3K-M-W | 93 | TRAO01CT-11W | 174 |
| TR100-2-2W3K-S-B | 115 | TR142-1-6W3K-B | 186 | TRAO01CW-11B | 174 |
| TR100-2-2W3K-S-W | 115 | TR142-1-6W3K-BS | 186 | TRAO01CW-11W | 174 |
| TR100-2-2W4K-S-B | 115 | TR142-1-6W3K-W | 186 | TRAO01CX-11B | 174 |
| TR100-2-2W4K-S-W | 115 | TR143-1-5W2.7K-W-BS-DE | 136 | TRAO01CX-11W | 174 |
| TR102-24W3K-B-1 | 77 | TR143-1-5W3K-W-B-DE | 136 | TRAO01EC-11B | 172 |
| TR102-24W3K-W | 77 | TR144-1-5W2.7K-W-BS-DE | 136 | TRAO01EC-11W | 172 |
| TR102-24W4K-B-1 | 77 | TR144-1-5W3K-W-B-DE | 136 | TRAO02B-11B | 178 |
| TR102-24W4K-W | 77 | TR145-1-3W2.7K-W-BS-DE | 138 | TRAO02B-11W | 178 |
| TR102-24W-DS-B-1 | 77 | TR145-1-3W3K-W-B-DE | 138 | TRAO02C-11B | 178 |
| TR102-24W-DS-W | 77 | TR146-1-5W2.7K-BS-DE | 147 | TRAO02C-11W | 178 |
| TR103-1-5W3K-M-B | 168 | TR146-1-5W3K-B-DE | 147 | TRAO02CL-11B | 176 |
| TR103-1-5W3K-M-W | 168 | TR147-1-3W2.7K-BS-DE | 148 | TRAO02CL-11W | 176 |
| TR103-1-5W4K-M-B | 168 | TR147-1-3W3K-B-DE | 148 | TRAO02CT-11B | 178 |
| TR103-1-5W4K-M-W | 168 | TR148-1-3W2.7K-BS-DE | 144 | TRAO02CT-11W | 178 |
| TR103-1-12W3K-M-B | 168 | TR148-1-3W3K-B-DE | 144 | TRAO02CX-11B | 178 |
| TR103-1-12W3K-M-W | 168 | TR149-1-5W2.7K-BS-DE | 146 | TRAO02CX-11W | 178 |
| TR103-1-12W4K-M-B | 168 | TR149-1-5W3K-B-DE | 146 | TRAO02EC-11B | 176 |
| TR103-1-12W4K-M-W | 168 | TR150-1-12W2.7K-M-BS-DE | 142 | TRAO02EC-11W | 176 |

Alphabetical index























| | | | | | | |
|-----------------------|-----|-----|------------------|-----|-------------------|-----|
| TRA002HR-11B | | 178 | TRA034EC-42B | 58 | TRA156C-SL1-BS | 126 |
| TRA004DR-100S | 64, | 162 | TRA034EC-42W | 58 | TRA156C-B1-B | 126 |
| TRA004DR-150S | 64, | 162 | TRA034HCL-41B | 54 | TRA156C-B1-BS | 126 |
| TRA004DR-200S | 64, | 162 | TRA034HCL-41W | 54 | TRA157SW-B1-B | 132 |
| TRA004DR-320S | 64, | 162 | TRA034HS-21B | 56 | TRA157SW-B1-BS | 132 |
| TRA005B-31B-L | | 226 | TRA034HS-21W | 56 | TRA157SW-D1-B | 132 |
| TRA005B-31B-R | | 226 | TRA034ICL-41B | 56 | TRA157SW-D1-BS | 132 |
| TRA005B-31W-L | | 226 | TRA034ICL-41W | 56 | TRA157SW-IPC1-B | 132 |
| TRA005B-31W-R | | 226 | TRA034ICL-42.12B | 60 | TRA157SW-IPC1-BS | 132 |
| TRA005C-31B | | 226 | TRA034ICL-42.12W | 60 | TRA157SW-S1-B | 132 |
| TRA005C-31W | | 226 | TRA034PC-42B | 62 | TRA157SW-S1-BS | 132 |
| TRA005CF-31B | | 227 | TRA034PC-42W | 62 | TRA239B-42B | 38 |
| TRA005CF-31W | | 227 | TRA034SW-2B | 56 | TRA239C-21B | 38 |
| TRA005CI-31B | | 226 | TRA034SW-2W | 56 | TRA239CL-41B | 34 |
| TRA005CI-31W | | 226 | TRA044-ANGLE.12B | 60 | TRA239CL-41B1 | 34 |
| TRA005CL-31B-L | | 227 | TRA044-ANGLE.12W | 60 | TRA239CLS-42.12B | 36 |
| TRA005CL-31B-R | | 227 | TRA084B-11B | 158 | TRA239CS-42B | 38 |
| TRA005CL-31W-L | | 227 | TRA084B-11W | 158 | TRA239DC-1B | 36 |
| TRA005CL-31W-R | | 227 | TRA084C-11B | 160 | TRA239EC-41B | 34 |
| TRA005CS-31B | | 227 | TRA084C-11W | 160 | TRA239ICL-42.12B | 36 |
| TRA005CS-31W | | 227 | TRA084CI-11B | 160 | TRA239PC-42B | 38 |
| TRA005CT-31B-L | | 227 | TRA084CI-11W | 160 | TRACL034-42B-R | 60 |
| TRA005CT-31B-R | | 227 | TRA084CL-11B | 160 | TRX001-111B | 172 |
| TRA005CT-31W-L | | 227 | TRA084CL-11W | 160 | TRX001-111W | 172 |
| TRA005CT-31W-R | | 227 | TRA084CR-11B | 160 | TRX001-112B | 172 |
| TRA005CX-31B | | 227 | TRA084CR-11W | 160 | TRX001-112W | 172 |
| TRA005CX-31W | | 227 | TRA084CT-11B | 160 | TRX004-111B | 176 |
| TRA005EC-31B | | 224 | TRA084CT-11W | 160 | TRX004-111W | 176 |
| TRA005EC-31W | | 224 | TRA084CX-11B | 160 | TRX004-112B | 176 |
| TRA005TL-31B | | 227 | TRA084CX-11W | 160 | TRX004-112W | 176 |
| TRA005TL-31W | | 227 | TRA084DR-100B-1 | 162 | TRX005-311B | 224 |
| TRA005WS-31B | | 226 | TRA084DR-100W-1 | 162 | TRX005-311W | 224 |
| TRA005WS-31W | | 226 | TRA084DR-200B-1 | 162 | TRX005-312B | 224 |
| TRA011-1-A-B | | 178 | TRA084DR-200W-1 | 162 | TRX005-312W | 224 |
| TRA011-1-A-W | | 178 | TRA084EC-111B | 158 | TRX034-411B | 54 |
| TRA034B-42B-1 | | 62 | TRA084EC-111W | 158 | TRX034-411W | 54 |
| TRA034B-42W-1 | | 62 | TRA084EC-112B | 158 | TRX034-412B | 54 |
| TRA034C-21B | | 54 | TRA084EC-112W | 158 | TRX034-412W | 54 |
| TRA034C-21W | | 54 | TRA084FC-11LB | 163 | TRX034-421.12B | 58 |
| TRA034C-42S | | 58 | TRA084FC-11LW | 163 | TRX034-421.12W | 58 |
| TRA034CL-42.12B | | 60 | TRA084FC-11SB | 163 | TRX034-421B | 58 |
| TRA034CL-42.12W | | 60 | TRA084FC-11SW | 163 | TRX034-422.12B | 58 |
| TRA034CL-42B | | 60 | TRA154C-SB1-BS | 123 | TRX034-422.12W | 58 |
| TRA034CPC-42B-15-1 | | 62 | TRA154SW-BB-R-BS | 123 | TRX034DR4-100B-1 | 64 |
| TRA034CPC-42B-50 | | 62 | TRA155CW-BB-B | 124 | TRX034DR4-100W-1 | 64 |
| TRA034CPC-42W-15-1 | | 62 | TRA155CW-BB-BS | 124 | TRX034DR4-200B-1 | 64 |
| TRA034CS-B-DE | | 62 | TRA155CW-D1-B | 124 | TRX034DR4-200W-1 | 64 |
| TRA034CS-W-DE | | 62 | TRA155CW-D1-BS | 124 | TRX154-111BS | 122 |
| TRA034CT-41B-DE | | 56 | TRA155CW-S1-B | 124 | TRX154-112BS | 122 |
| TRA034CT-41W-DE | | 56 | TRA155CW-S1-BS | 124 | TRX154-R-D650-BS | 122 |
| TRA034CT-42.12B | | 60 | TRA155CW-SL1-B | 124 | TRX154-R-D800-BS | 122 |
| TRA034CT-42.12W | | 60 | TRA155CW-SL1-BS | 124 | TRX154-SR-D650-BS | 123 |
| TRA034CWT-42B-DE | | 62 | TRA156C-BB1-B | 126 | TRX154-SR-D800-BS | 123 |
| TRA034CWT-42W-DE | | 62 | TRA156C-BB1-BS | 126 | TRX239-411B | 34 |
| TRA034DR-100W-DD-B-DE | | 64 | TRA156C-D1-B | 126 | TRX239-412B | 34 |
| TRA034DR-100W-DD-W-DE | | 64 | TRA156C-D1-BS | 126 | TRX239-421.12B | 36 |
| TRA034DR-200W-DD-B-DE | | 64 | TRA156C-IPC1-B | 126 | TRX239-422.12B | 36 |
| TRA034DR-200W-DD-W-DE | | 64 | TRA156C-IPC1-BS | 126 | TRX239DR-100B | 38 |
| TRA034EC-41B | | 54 | TRA156C-S1-B | 126 | TRX239DR-150B | 38 |
| TRA034EC-41W | | 54 | TRA156C-SL1-B | 126 | | |

Explication

| Beam angles | Voltage | Type of light scattering |
|---|---|--|
|  Super Spot |  DC 48 V DC 24V, DC 12V |  Direct |
|  Spot |  220V 220V |  Re-reflected |
|  Medium | |  Diffused |
|  Wide | LED / Base |  Mixed |
|  Wash Wide |  LED LED | |
|  Flood |  Base | |

| Control capability | Control protocols | Smart home ecosystems |
|---|--|--|
|  Control via phone |  DALI DALI |  TUYA TUYA |
|  Control via remote |  DALI 2 DALI 2 | |
|  Voice control (Google, Alexa) |  TRIAC TRIAC | CRI level |
|  Dimmable |  Bluetooth Bluetooth |  CRI >90 CRI >90 |
| |  Wi-Fi Wi-Fi |  CRI >80 CRI >80 |

Color index

| | | | | | |
|--|----------------|---|------------------|---|----------------------|
|  B | Black |  CH W | Chrome / White |  MG | Matte gold |
|  B W | Black / White |  G | Gold |  MG B | Matte gold / Black |
|  W | White |  G B | Gold / Black |  MG W | Matte gold / White |
|  W B | White / Black |  G W | Gold / White |  S | Silver |
|  BS | Brass |  GF | Graphite |  MS B | Matte Silver / Black |
|  CH | Chrome |  GF B | Graphite / Black |  MS W | Matte Silver / White |
|  CH B | Chrome / Black |  GF W | Graphite / White |  S B | Silver / Black |
| | | | |  S W | Silver / White |

Shaping Spaces and Stories

**Architectural
2026**

Lighting for Projects
and Architecture

MAYTONI

Feldstiege 98
48161 Münster

www.maytoni.de
[@maytoni](https://twitter.com/maytoni)

